



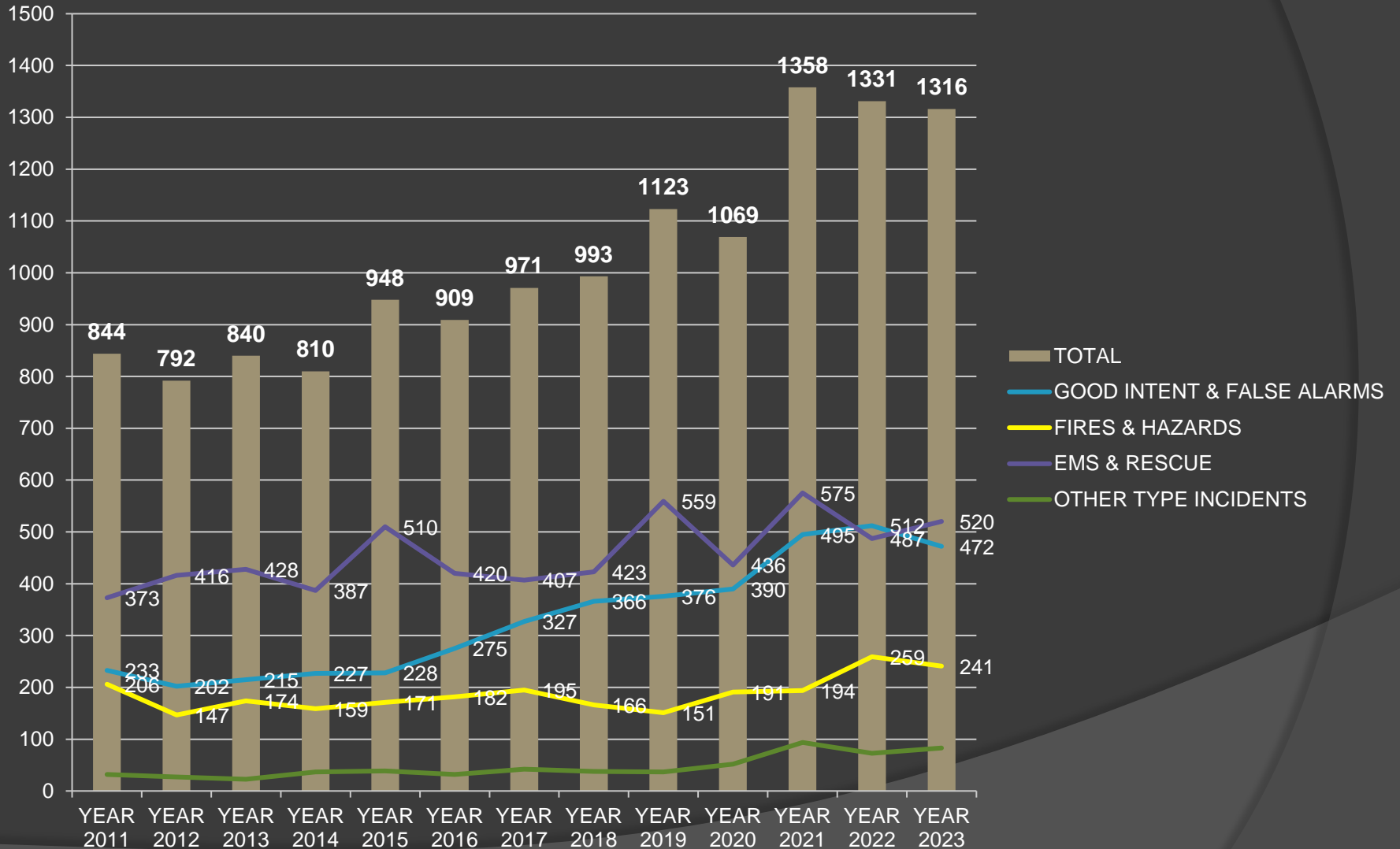
# 2023 ANNUAL FIRE REPORT



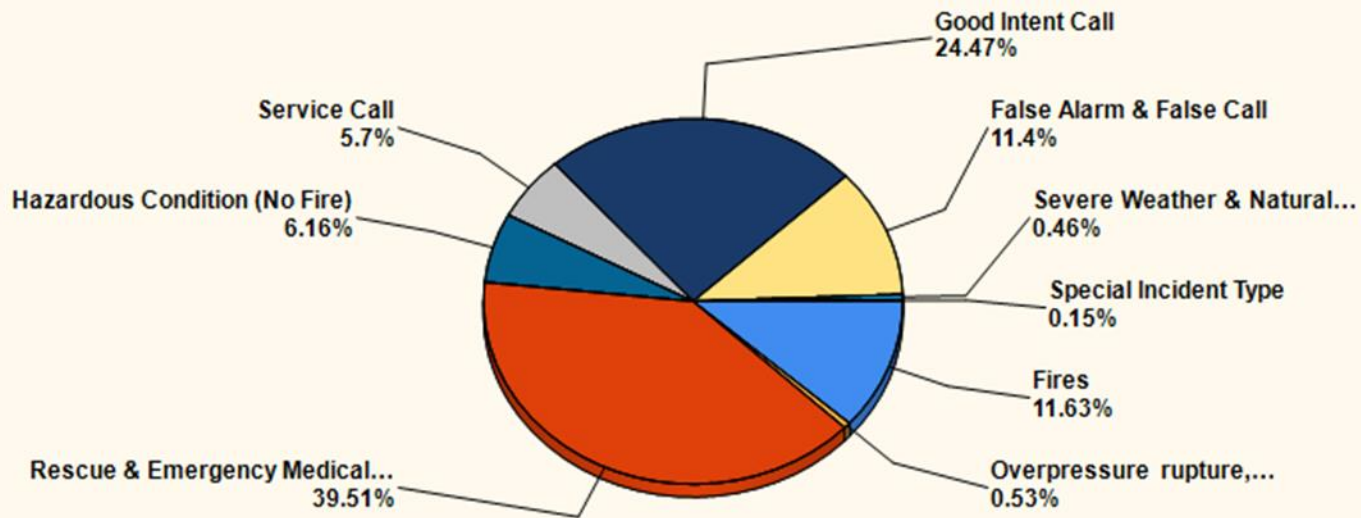
Harris County ESD 29  
[www.championsfire.org](http://www.championsfire.org)

PRESENTED:  
02/01/2024

# Yearly Incidents Progression



# Incident Types



MAJOR INCIDENT TYPE	# INCIDENTS	% of TOTAL
Fires	153	11.63%
Overpressure rupture, explosion, overheat - no fire	7	0.53%
Rescue & Emergency Medical Service	520	39.51%
Hazardous Condition (No Fire)	81	6.16%
Service Call	75	5.7%
Good Intent Call	322	24.47%
False Alarm & False Call	150	11.4%
Severe Weather & Natural Disaster	6	0.46%
Special Incident Type	2	0.15%
<b>TOTAL</b>	<b>1316</b>	<b>100%</b>

# Incident Statistics

## INCIDENT COUNT

INCIDENT TYPE	# INCIDENTS
EMS	520
FIRE	796
<b>TOTAL</b>	<b>1316</b>

PRE-INCIDENT VALUE	LOSSES
<b>\$44,191,658.00</b>	<b>\$781,380.00</b>

## CO CHECKS

424 - Carbon monoxide incident	4
736 - CO detector activation due to malfunction	5
746 - Carbon monoxide detector activation, no CO	3
<b>TOTAL</b>	<b>12</b>

## MUTUAL AID

Aid Type	Total
Aid Given	177
Aid Received	33

## OVERLAPPING CALLS

# OVERLAPPING	% OVERLAPPING
202	15.35

## LIGHTS AND SIREN - AVERAGE TURNOUT TIME (Dispatch to Enroute)

Station	EMS	FIRE
Champions ESD #11	0:01:40	0:01:46
Champions ESD #12	0:01:18	0:01:39
<b>AVERAGE FOR ALL CALLS</b>		<b>0:01:37</b>

AGENCY	AVERAGE TIME ON SCENE (MM:SS)
Harris County Emergency Services District 29	25:13

# 2023 Average Response Time

## In-District Emergency and Non-Emergency Response Time

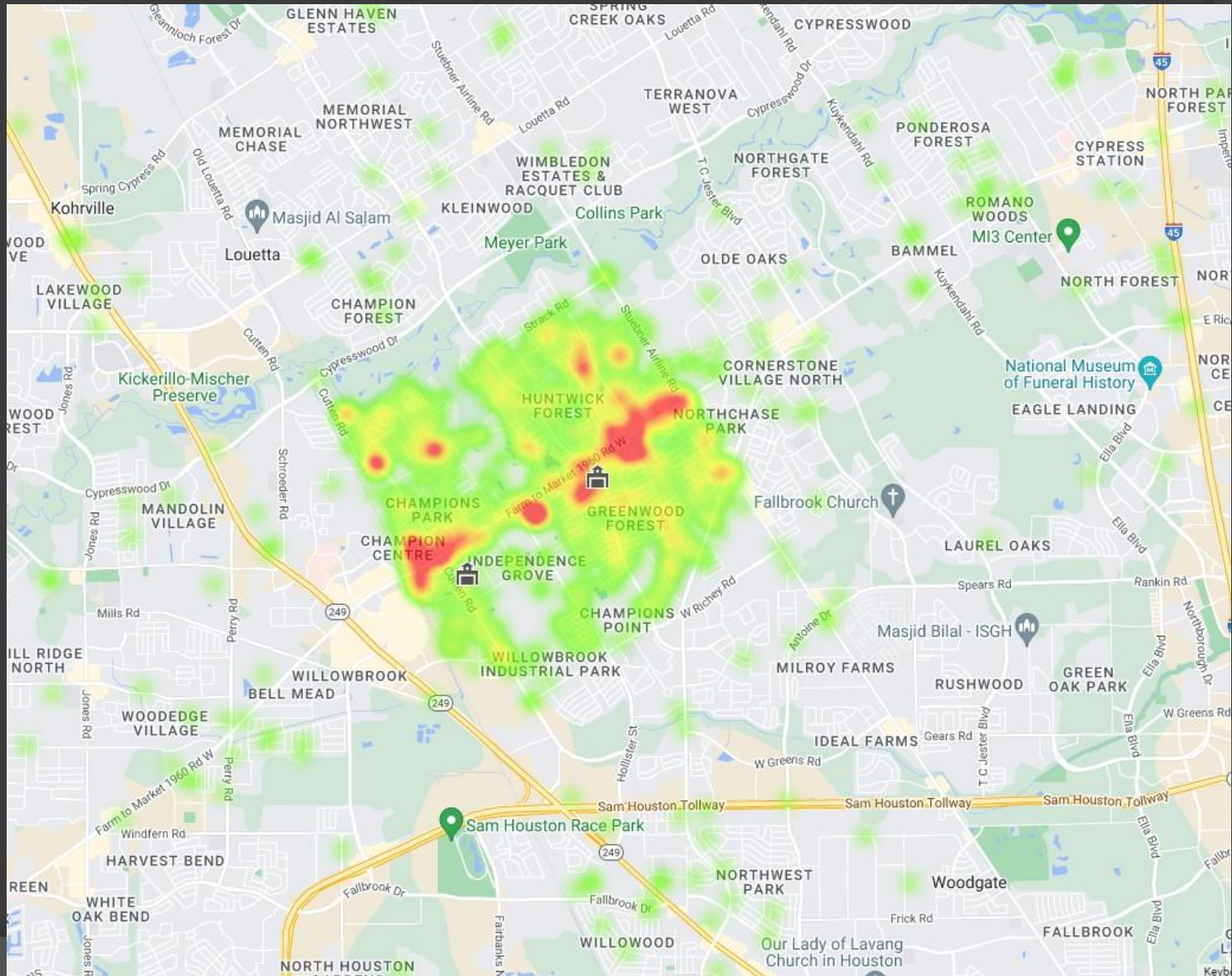
AGENCY	AVERAGE RESPONSE TIME (Dispatch to Arrived)	NUMBER OF INCIDENTS
Harris County Emergency Services District 29	5:43	943

APPARATUS	AVERAGE RESPONSE TIME (Dispatch to Arrived in mm:ss )	NUMBER OF CALLS
B12	5:22	15
D10	5:46	90
E10	5:54	38
E11	6:02	592
E12	5:27	299
T12	1:38	4
TW11	6:05	107

## In-District Emergency Response Time

2023	2022	2021	2020	2019
5:18	5:18	5:42	5:36	6:05

# 2023 Call Volume Heat Map



# Unit Responses

	2023	2022	2021	2020	2019	2018	2017	2016
E10	40	62	54	101	N/A	N/A	N/A	N/A
E11	614	576	626	475	264	240	425	347
E12	325	352	346	241	586	471	294	404
TW11	148	141	127	102	115	113	113	167
B12	19	27	55	29	32	29	24	24
T12	17	21	8	12	10	7	1	N/A
D10	143	168	120	114	146	120	102	105

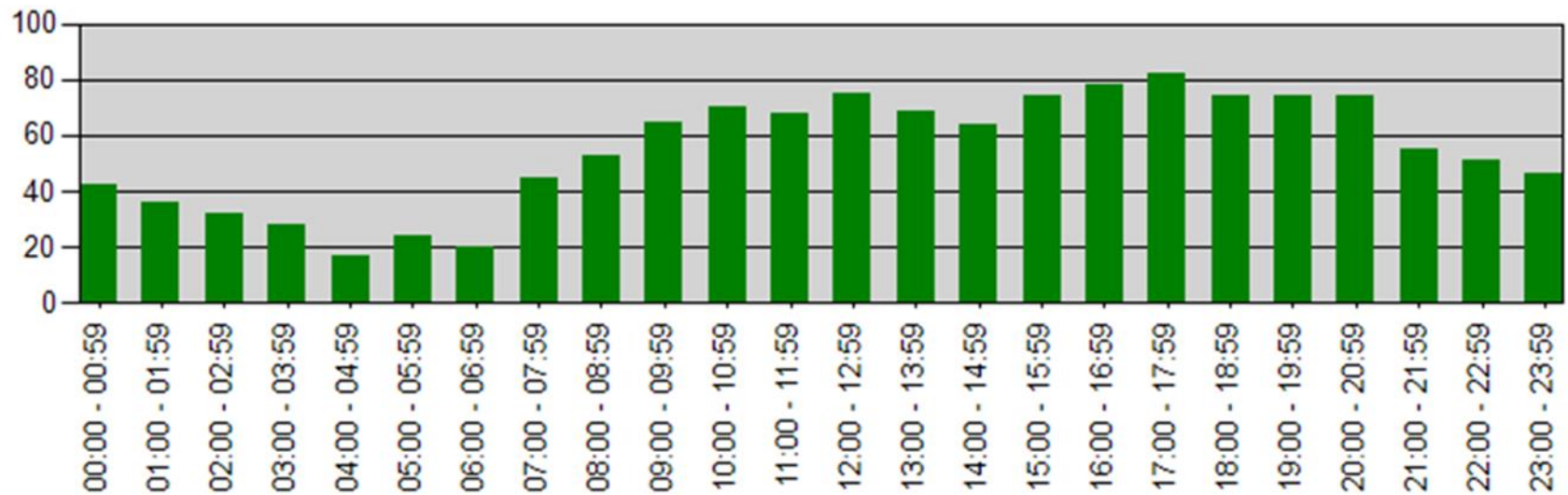
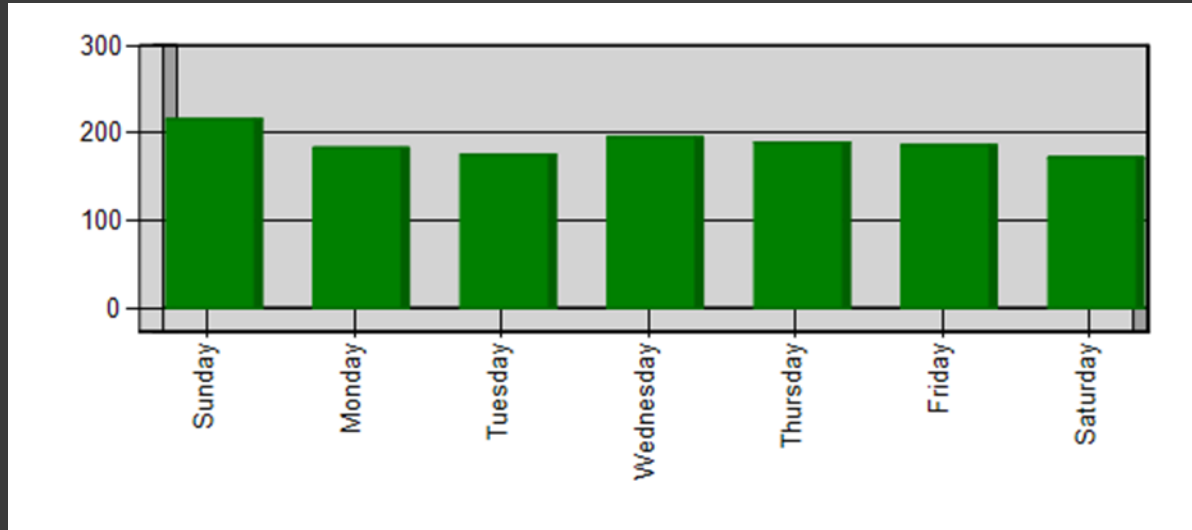
# AUTOMATIC / MUTUAL AID

AID TYPE	TOTAL	% of TOTAL
Mutual aid received	5	0.4%
Automatic aid received	28	2.1%
Mutual aid given	55	4.2%
Automatic aid given	122	9.3%
None	1106	84.0%

ZONE	NUMBER OF CALLS
KA514 - Cy-Fair FD	10
KA515 - Cypress Creek FD	30
KA534 - Klein FD	54
KA536 - Little York VFD	12
KA542 - Northwest VFD	47
KA545 - Ponderosa FD	27
KA554 - Spring FD	2
KA561 - Champions ESD	1134
<b>TOTAL:</b>	<b>1316</b>



# Day of Week / Time of Day



# Civilian Casualties

- ◎ 4/3/2023 – Residential Fire
  - 1 Injury – Minor Burn
  
- ◎ 6/4/2023 – Mobile Home Fire
  - 1 Fatality
  - 2 Injuries – Burns/Smoke Inhalation

# Fire Service Casualties

- ◎ 4/6/2023 – Residential Fire – Minor Contusion
- ◎ 6/4/2023 – Mobile Home Fire – Overheat / Chest Pain
- ◎ 8/31/2023 – Wildland Fire – Strained Knee

# Loss Fire Incidents

# INCIDENTS	TOTAL PRE-INCIDENT VAL.	AVG. VALUE	TOTAL LOSSES	AVERAGE LOSS	TOTAL SAVED
36	\$44,191,658.00	\$1,227,546.00	\$781,380.00	\$21,705.00	\$43,410,278.00
DATE	TYPE	LOCATION	PRE-INCIDENT	TOTAL LOSS	
01/03/2023	111 - Building fire	5206 LODGE CREEK DR HOUSTON	\$330,000.00	\$130,000.00	
02/17/2023	111 - Building fire	6911 1960 W HOUSTON	\$1,200,000.00	\$120,000.00	
02/23/2023	160 - Special outside fire, other	6810 PEBBLE BEACH DR HOUSTON	\$10,000.00	\$1,000.00	
03/07/2023	111 - Building fire	6701 1960 W HOUSTON	\$255,000.00	\$2,030.00	
03/19/2023	131 - Passenger vehicle fire	12100 CUTTEN RD HOUSTON	\$50,000.00	\$50,000.00	
03/23/2023	111 - Building fire	13811 VINTAGE CENTRE DR HOUSTON	\$810,000.00	\$50,000.00	
04/03/2023	111 - Building fire	5214 COURT OF YORK HOUSTON	\$431,663.00	\$2,000.00	
04/06/2023	111 - Building fire	6534 SHINNECOCK HILLS DR HOUSTON	\$379,000.00	\$4,000.00	
04/26/2023	111 - Building fire	11606 Canyon Trail DR Houston	\$1,138,122.00	\$12,500.00	
05/09/2023	111 - Building fire	5910 THEALL RD HOUSTON	\$326,239.00	\$6,000.00	
06/04/2023	121 - Fire in mobile home used as fixed residence	12423 CUTTEN RD HOUSTON	\$155,000.00	\$90,000.00	
06/28/2023	131 - Passenger vehicle fire	12337 CUTTEN RD HOUSTON	\$10,000.00	\$10,000.00	
07/21/2023	111 - Building fire	5100 1960 W HOUSTON	\$255,000.00	\$5,500.00	
07/24/2023	131 - Passenger vehicle fire	6711 CORAL RIDGE RD HOUSTON	\$10,050.00	\$10,050.00	
07/25/2023	121 - Fire in mobile home used as fixed residence	12427 CUTTEN RD HOUSTON	\$40,000.00	\$10,000.00	
08/06/2023	111 - Building fire	13222 CHAMPIONS CENTRE DR HOUSTON	\$2,020,000.00	\$33,000.00	
08/17/2023	113 - Cooking fire, confined to container	6701 1960 W HOUSTON	\$10,000.00	\$1,000.00	
09/03/2023	131 - Passenger vehicle fire	14222 WUNDERLICH DR HOUSTON	\$4,100.00	\$1,100.00	
09/03/2023	141 - Forest, woods or wildland fire	12900 WILLOW CENTRE DR HOUSTON	\$6,000.00	\$4,000.00	
09/23/2023	131 - Passenger vehicle fire	4849 1960 W HOUSTON	\$31,000.00	\$30,500.00	
09/26/2023	111 - Building fire	14150 WUNDERLICH DR HOUSTON	\$1,001,000.00	\$6,000.00	
10/03/2023	111 - Building fire	11714 CHAMPIONS WALK LN HOUSTON	\$253,169.00	\$75,000.00	
11/14/2023	111 - Building fire	14203 INDIAN WELLS DR HOUSTON	\$1,406,194.00	\$65,000.00	
11/16/2023	111 - Building fire	6811 GANT RD HOUSTON	\$44,000.00	\$44,000.00	
11/30/2023	111 - Building fire	4601 1960 W HOUSTON	\$1,000,000.00	\$2,000.00	
11/30/2023	162 - Outside equipment fire	7003 CENTRE GROVE DR HOUSTON	\$8,000.00	\$8,000.00	
12/05/2023	111 - Building fire	6610 BARRINGTON GRN HOUSTON	\$600,000.00	\$2,500.00	
12/28/2023	111 - Building fire	5020 1960 W HOUSTON	\$75,000.00	\$4,500.00	

Questions ?

