


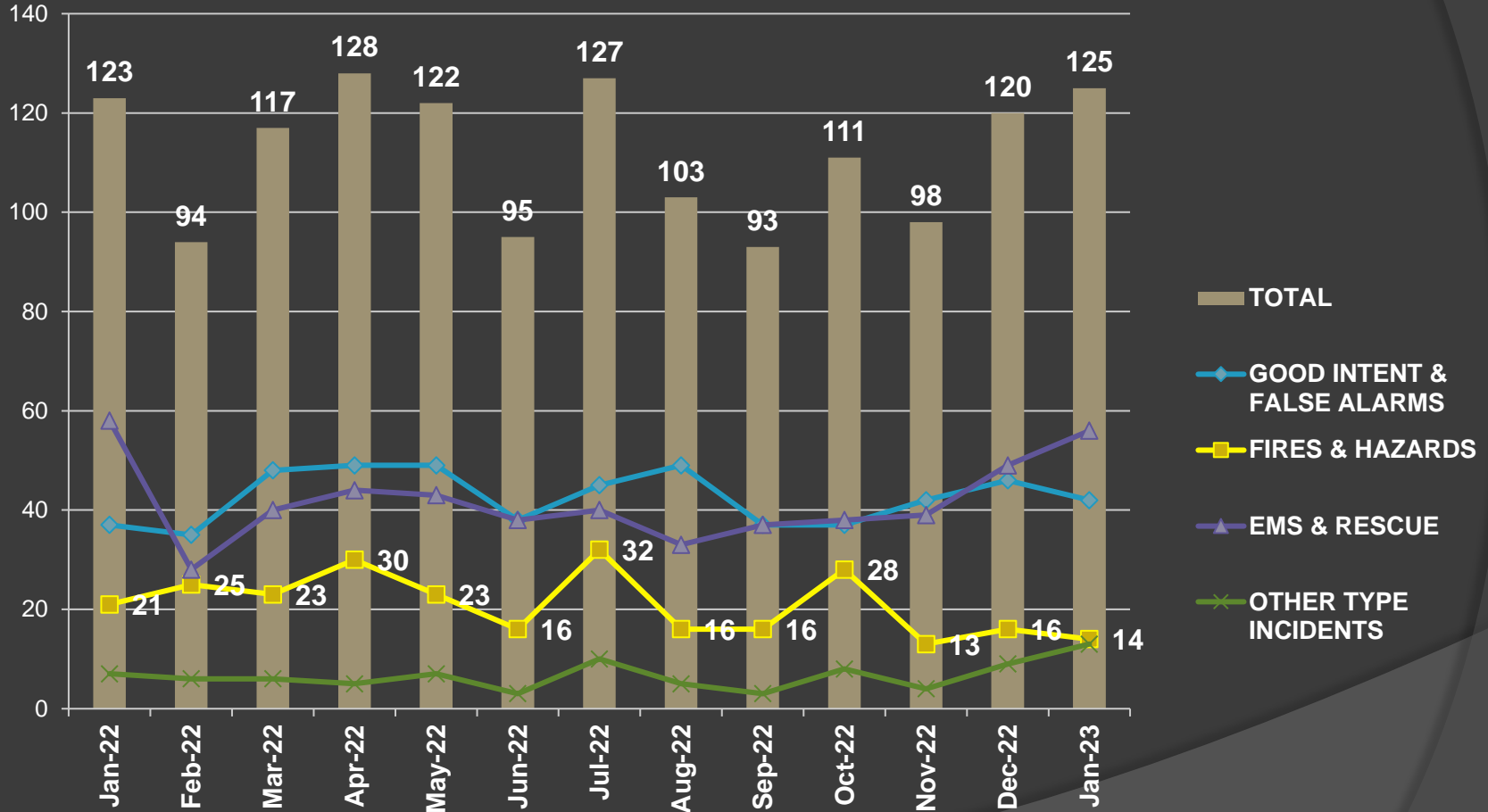
150 Class



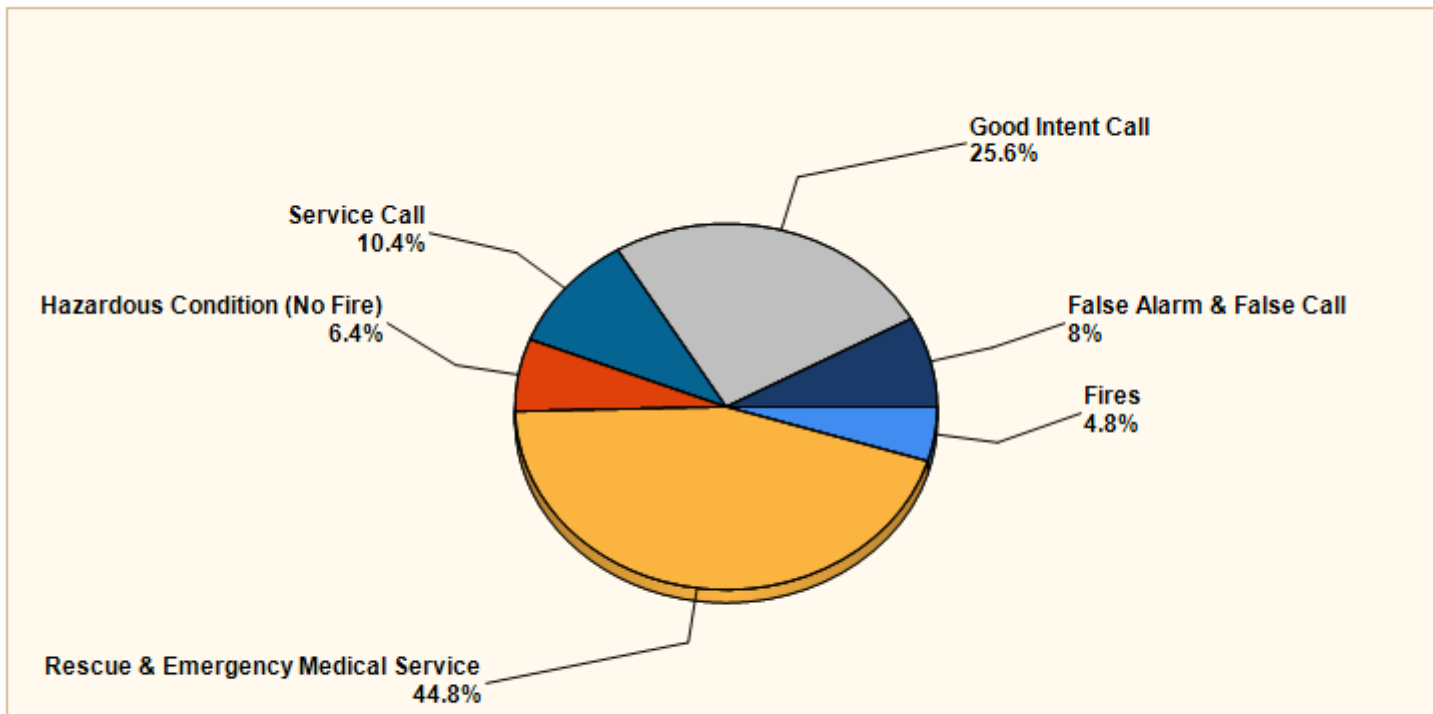
Harris County ESD #29
www.championsfire.org

MONTHLY FIRE REPORT
JANUARY 2023
PRESENTED 3/2/2023

Monthly Call Progression



Breakdown by Call Type

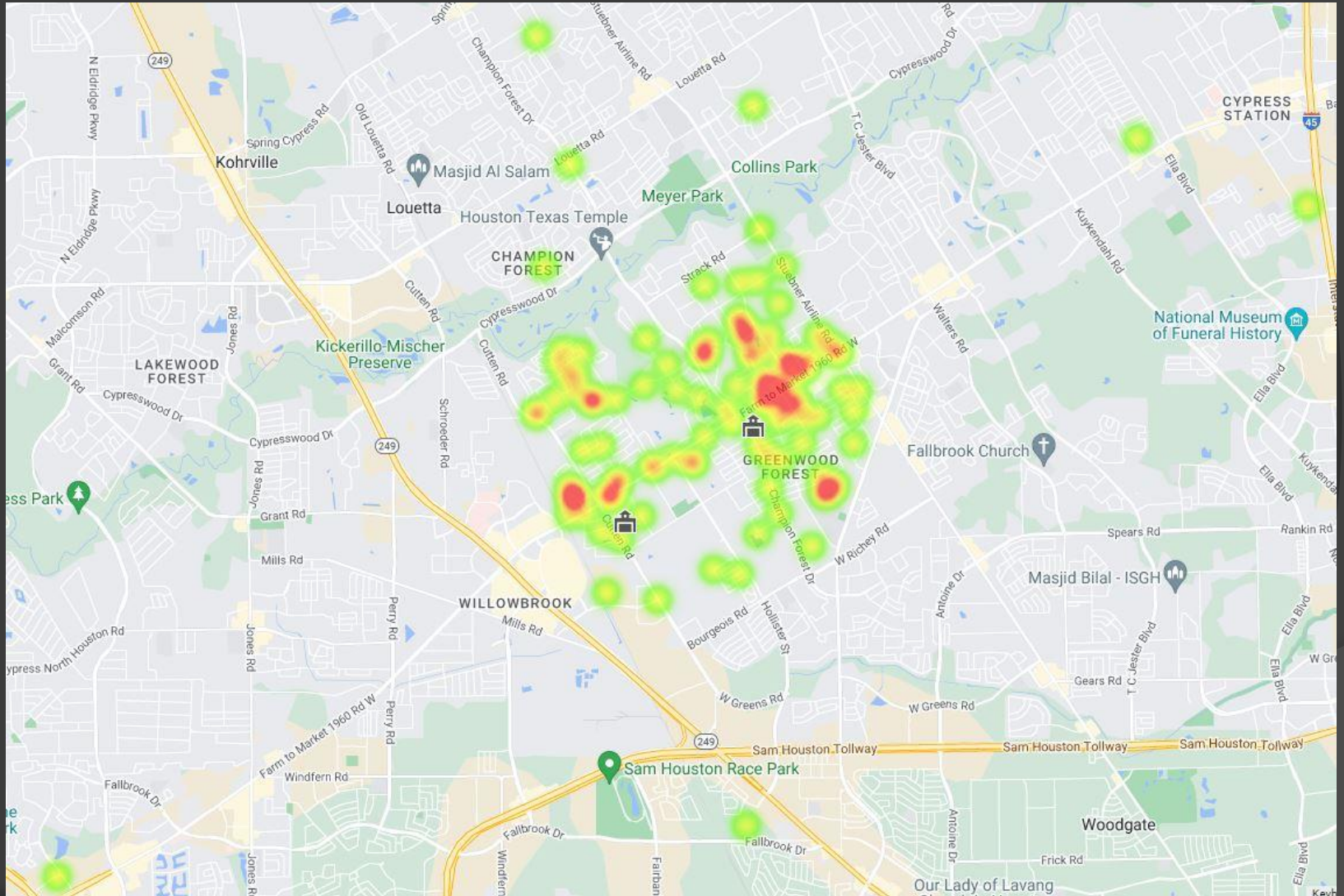


MAJOR INCIDENT TYPE	# INCIDENTS	% of TOTAL
Fires	6	4.8%
Rescue & Emergency Medical Service	56	44.8%
Hazardous Condition (No Fire)	8	6.4%
Service Call	13	10.4%
Good Intent Call	32	25.6%
False Alarm & False Call	10	8%
TOTAL	125	100%

Incident Statistics

INCIDENT COUNT		
INCIDENT TYPE	# INCIDENTS	
EMS	56	
FIRE	69	
TOTAL	125	
PRE-INCIDENT VALUE	LOSSES	
\$260,000.00	\$40,000.00	
CO CHECKS		
424 - Carbon monoxide incident	1	
TOTAL	1	
MUTUAL AID		
Aid Type	Total	
Aid Given	12	
Aid Received	2	
OVERLAPPING CALLS		
# OVERLAPPING	% OVERLAPPING	
26	20.8	
LIGHTS AND SIREN - AVERAGE TURNOUT TIME (Dispatch to Enroute)		
Station	EMS	FIRE
Champions ESD #11	0:02:03	0:01:51
Champions ESD #12	0:01:41	0:01:15
AVERAGE FOR ALL CALLS		0:01:44
AGENCY	AVERAGE TIME ON SCENE (MM:SS)	
Harris County Emergency Services District 29	20:26	

Heat Map



Average Response Time

Emergency and Non-Emergency Average Response Time In-District

AGENCY	AVERAGE RESPONSE TIME (Dispatch to Arrived)	NUMBER OF INCIDENTS
Harris County Emergency Services District 29	5:50	95

APPARATUS	AVERAGE RESPONSE TIME (Dispatch to Arrived in mm:ss)	NUMBER OF CALLS
B12	7:22	2
D10	8:38	10
E10	5:47	19
E11	6:16	60
E12	5:11	14
TW11	5:30	10

Response Time Comparison

Average Emergency Response Time In-District

Month	2023	2022	2021
January	5:24	5:46	5:26
February		5:25	6:16
March		5:18	5:32
April		5:12	5:35
May		5:03	5:22
June		5:09	5:41
July		5:45	5:41
August		5:14	5:56
September		5:16	5:37
October		5:01	5:55
November		5:07	4:40
December		5:04	5:59

Incidents by District

ZONE	NUMBER OF CALLS
KA514 - Cy-Fair FD	1
KA534 - Klein FD	4
KA536 - Little York VFD	1
KA542 - Northwest VFD	2
KA545 - Ponderosa FD	2
KA554 - Spring FD	2
KA561 - Champions ESD	113
TOTAL:	125

Major Incidents / Property Saved

DATE	TYPE	LOCATION	PRE-INCIDENT TOTAL	PROP. LOSS	CONT. LOSS	TOTAL SAVE
01/03/2023	111 - Building	5206 LODGE CREEK	\$260,000.00	\$35,000.00	\$5,000.00	\$220,000

Questions?

