

Ukulele *Jam*

**GROOVE BACK
VINTAGE TUNES**

2PM to 3:30pm

*All You
Need Is Love*



Music by the BEATLES

**Love Me Do - All My Loving - She Loves You - P.S. I Love You
Yellow Submarine- Octopus' Garden- Twist & Shout - And Many More!**

**Neenah Public Library
Get music at www.NEWUKES.com**

February
14 



(u d u d u d)

D . . . | | G . D . | -- F . G . A . |
Last night I said these words to my— girl—

D | G . D . | D\ -- -- --
I know you nev-er ev-en try— girl—
A -----5-5-0--
E -----
C -2-2----- bass
G -----

| G | Em | Bm | G
Chorus: Come on (come on) come on (come on) come on (come on) come on (come on)

| D | G | A | D
Please, please— me, whoa yeah— like I please you—

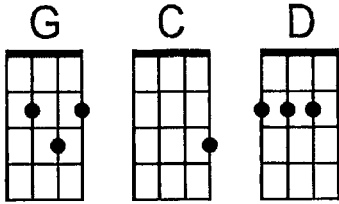
| G | A | D
Whoa yeah— like I please you—

| G | A | D\ -- F\ -- | Bb\ -- A\ -- | D\
Whoa yeah— like I please you—ou—

Love Me Do

by John Lennon and Paul McCartney (1962)

②
2



*optional easy walkdown
on E string: ---3---2---0---
(g ff e)

Intro: G . . . | C . . . | G . . . | C . . . | G . . . | C . . . | . . . | . . . |

(sing Paul: d d e g
John: g g d c)

G . . . | C . . . | G . . . | C . . .
Love— love me do you know— | love you
| G . . . | C . . . | . . . | . . . | C \ ---
I'll all—ways be true So ple—e—e—ease—
--- --- | G . . . | C . . . | G . . . | C . . . |
Love me do—o— whoa-oh— love me do—

G . . . | C . . . | G . . . | C . . .
Love— love me do you know— | love you
| G . . . | C . . . | . . . | . . . | C \ ---
I'll all—ways be true So ple—e—e—ease—
--- --- | G . . . | C . . . | G . . . | . . . |
Love me do—o— whoa-oh— love me do— (g ff e)

Bridge: D . . . | . . . | C . . . | G . . . |
Some— one to love— some—bo—dy new
D . . . | . . . | C . . . | G \ \ \ --- |
Some— one to love— some— one like you

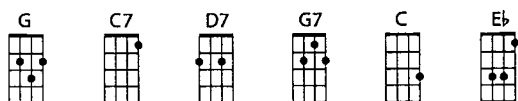
G . . . | C . . . | G . . . | C . . .
Love— love me do you know— | love you
| G . . . | C . . . | . . . | . . . | C \ ---
I'll all—ways be true So ple—e—e—ease—
--- --- | G . . . | C . . . | G . . . | . . . |
Love me do—o— whoa-oh— love me do— (g ff e)

Inst. Bridge: D . . . | . . . | C . . . | G . . . |
D . . . | . . . | C . . . | G . . . |
. . . | . . . | . . . | G \ -- D \ -- |

Harmonica

G . . . | C . . . | G . . . | C . . .
Love— love me do you know— | love you
| G . . . | C . . . | . . . | . . . | C \ ---
I'll all—ways be true So ple—e—e—ease—
--- --- | G . . . | C . . . | G . . . | G \ C \ G \
Love me do—o— whoa-oh— love me do—

I Saw Her Standing There (The Beatles)



intro : one, two, three, four! G... |... |... |

Well she was [G] just seventeen, you [C7] know what I [G] mean,
And the way she looked was way beyond [D7] compare... / D7...
So [G] how could I [G7] dance with [C] another, [Eb] ooooh...
When I [G] saw her [D7] standing [G] there... / G...

Well [G] she looked at me, and [C7] I, I could [G] see...
That before too long, I'd fall in love with [D7] her... / D7...
[G] She wouldn't [G7] dance with [C] another, [Eb] ooooh
When I [G] saw her [D7] standing [G] there... / ...

*Well my [C7] heart went boom when I crossed that room
And I held her hand in [D7] mine. [C7]... C7*

Whoa we [G] danced through the night and we [C7] held each other [G] tight...
And before too long I fell in love with [D7] her... / ...
Now [G] I'll never [G7] dance with [C] another, [Eb] ooooh...
Since I [G] saw her [D7] standing [G] there. [G7] ... / ...

*Well my [C7] heart went boom when I crossed that room
And I held her hand in [D7] mine. [C7]... C7*

Whoa we [G] danced through the night and we [C7] held each other [G] tight
And before too long I fell in love with [D7] her... / ...
Now [G] I'll never [G7] dance with [C] another, [Eb] ooooh...
Since I [G] saw her [D7] standing [G] there... / ...

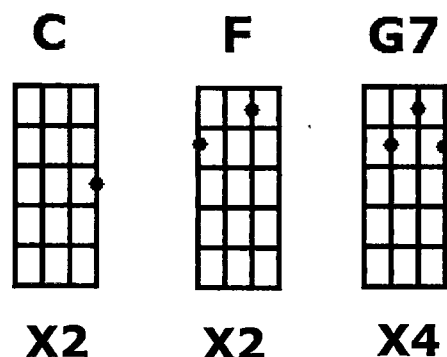
Oh, since I [G] saw her [D7] standing [G] there... /
Yeah well, since I [G] saw her [D7] standing [G] there... / G\

Twist and Shout

As recorded by the Beatles

Verse/Chorus Pattern:

C F G7 G7
D D U D D U U D U D U D U
1 + 2 + 3 + 4 + 1 + 2 + 3 + 4 +



"Ah" Section

G7
D d d D d d D d
1 + 2 + 3 + 4 +

Intro: C F G7 G7

Chorus

Well, shake it up, (C)baby, now (F)(Shake it up, (G7)baby)
Twist and (C)shout ((F)Twist and (G7)shout)
C'mon c'mon, cmon, c'mon (C)baby, now ((F)Come on (G7)baby)
Come on and work it on (C)out ((F)Work it on (G7)out)

Verse 1

Well work it on (C)out, honey ((F)Work it on (G7)out)
You know you look so (C)good ((F)Look so (G7)good)
You know you got me (C)goin', now ((F)Got me (G7)goin')
Just like I knew you (C)would (Like I (F)knew you (G7)would, woo)

Chorus 2

Well, shake it up, (C)baby, now (F)(Shake it up, (G7)baby)
Twist and (C)shout ((F)Twist and (G7)shout)
C'mon c'mon, cmon, c'mon (C)baby, now ((F)Come on (G7)baby)
Come on and work it on (C)out ((F)Work it on (G7)out, woo)

Verse 2

Well you twist you little (C)girl ((F)Twist, little (G7)girl)
You know you twist so (C)fine ((F)Twist so (G7)fine)
Come on and twist a little (C)closer, now ((F)Twist a little (G7)closer)
And let me know that you're (C)mine ((F)Let me know you're (G7) mine, woo)

Interlude: C F G7 G7 x4

A-----
E-----5-----3-----0--1-----
C-----0-----0--5-----2-----
G-----

Bass

"Ah" Section (play G7 6 times)

Repeat Chorus 2, Verse 2

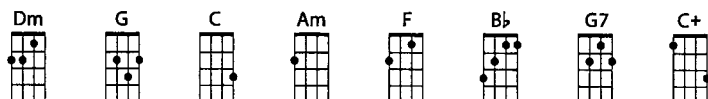
Outro

Well shake it shake it shake it (C)baby now ((F)shake it up, (G7)baby) (x3)

"Ah" Section (G7 x 3)

Ending: G7///// C x x C

All My Loving (The Beatles)



Verse 1

Close your [Dm] eyes and I'll [G] kiss you . .
To [C] morrow I'll [Am] miss you . .
Re [F] member I'll [Dm] always be [Bb] true. [G] .
And then [Dm] while I'm [G] away I'll write [C] home every [Am] day,
And I'll [F] send all my [G7] loving to [C] you. . . | C \ -

Chorus

All my [Am] loving, [C+] I will send to [C] you . . . | . .
All my [Am] loving, [C+] darling I'll be [C] true. . . | C \

Verse 2

I'll pre [Dm] tend that I'm [G] kissing . .
The [C] lips I am [Am] missing . .
And [F] hope that my [Dm] dreams will come [Bb] true. [G] .
And then [Dm] while I'm [G] away I'll write [C] home every [Am] day . .
And I'll [F] send all my [G7] loving to [C] you. . . | C \ ,

Chorus

→ Instrumental? Bass or harmonica

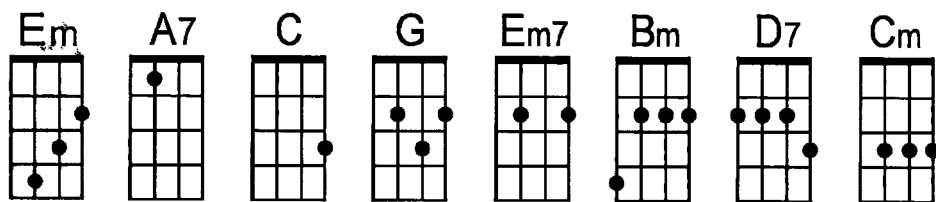
Verse 1

Chorus

Outro All my [Am] loving. . . .
All my [C] Loving, Oooooooo.
All my [Am] loving, I will send to [C] you. | C \

She Loves You

by John Lennon and Paul McCartney (1963)



Optional walkdown notes G - F# - E to every chord with the lyrics "Yeah, yeah, yeah"

(sing e) **Intro:** She loves you, yeah— yeah— yeah— She loves you, yeah— yeah— yeah—
 She loves you, yeah— yeah— yeah— yeah—

You think you've lost your love— well I saw her yes-ter-day-ay-ay—
 It's you she's think-ing of— and she told me what to say-ay-ay—
 She says she loves you and you know that can't be bad— [g - f# - e]
 Yes, she loves you and you know you should be glad—

She said you hurt her so— she al—most lost her mi-i-ind—
 And now she says she knows— you're not the hurt-ing ki-i-ind—
 She says she loves you and you know that can't be bad— [g - f# - e]
 Yes, she loves you and you know you should be gla-ad— Oooooooooo!

Chorus: She loves you, yeah— yeah— yeah— She loves you, yeah— yeah— yeah—
 And with a love like that you know you should be glad—

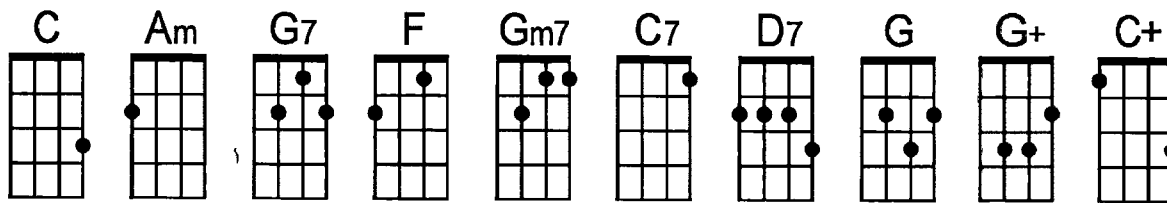
You know it's up to you— I think it's on-ly fai-i-air—
 Pride can hurt you too— a-pol-o—gise to her-er-er
 Be-cause she loves you and you know that can't be bad— [g - f# - e]
 Yes, she loves you and you know you should be glad— Oooooooooo!

Chorus: **Em** . . . | . . . | **A7** . . . | . . . |
 She loves you, yeah— yeah— yeah— She loves you, yeah— yeah— yeah—
 . | **Cm** \ \ --- | **D7** . . . | **G** . . . | **Em** . .
 With a love like that you know you should be gla-ad—
 . | **Cm** \ \ --- | **D7** . . . | **G** . . . | **Em** . .
 With a love like that you know you should be gla-ad—
 . | **Cm** \ \ --- | **D7** (-----Hold-----)
 With a love like that you know you shou-ou-ould be—
G . . . | . . . | **Em** . . . | . . . |
 Glad— *[g - f# - e]* Yeah— yeah— yeah— *[g - f# - e]*
C . . . | . . . | **G**
 Yeah— yeah— yeah— Yeah— *[g - f# - e - d]*

San Jose Ukulele Club
 (v1d - 3/31/24)

From Me To You

by John Lennon and Paul McCartney (1963)



Intro: Da-da da da-da dum dum da— | Da-da da da-da dum dum da—
(with harmonica)

If there's any-thing that you want, if there's any-thing I can— do—
Just call on— me and I'll send it a—long, with love, from me— to you—

I've got every-thing that you— want, like a heart that's oh so— true—
Just call on— me and I'll send it a—long, with love, from me— to you—

Bridge: I got arms— that long— to hold you— and keep you by my side—
I got lips— that long— to kiss you— and keep you sat-is—fied— oooo

If there's any-thing that you— want, if there's any-thing I can— do—
Just call on— me and I'll send it a—long, with love, from me— to you—

Instrumental:

(with harmonica or vocal)

A	-----0-----0-----
E	-----0-----0-----3-----
C	--0--2--2-0--2--2-----0-2--2-0-----
(low G) G	-----2-----

miss

(from me) (to you)

Just call on— me and I'll send it a—long, with love, from me— to you—

Bridge: I got arms— that long— to hold you— and keep you by my side—
I got lips— that long— to kiss you— and keep you sat-is—fied— oooo

If there's any-thing that you— want, if there's any-thing I can— do—
 Just call on— me and I'll send it a—long, with love, from me— to you—

To you to you to youuuuuuu

A -----
 E -----0-----
 C -0-2---2--0---2-2-----
 G -----2-----

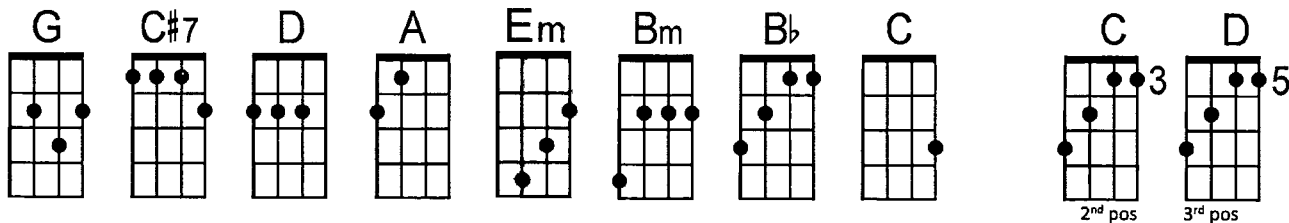
Bass

San Jose Ukulele Club

(v4b - 2/28/21)

P.S. I Love You

by Paul McCartney (1962)



(sing b)

*optional

Intro: As I write— this letter, send my love— to you
 re-mem-ber that— I'll always be in love with you.

Trea-sure these few words— til we're to-ge-th-er. Keep all my love for-ev-er
 P. S., I love you— you you you—

I'll be com-ing home a-gain to you, love. And 'til—the day I do, love
 P. S., I love you— you you you—

Bridge: As I write— this letter— Send my love— to you—
 Re-mem-ber that— I'll always Be in love with you—

Trea-sure these few words— til we're to-ge-th-er. Keep all my love for-ev-er
 P. S., I love you— you you you—

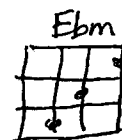
Bridge: As I write— this letter (oh-oh-oh) Send my love— to you (you know I want you to)
 Re-mem-ber that— I'll always (yeahh) Be in love with you—

I'll be com-ing home a-gain to you, love. And 'til—the day I do, love
 P. S., I love you— you you you—

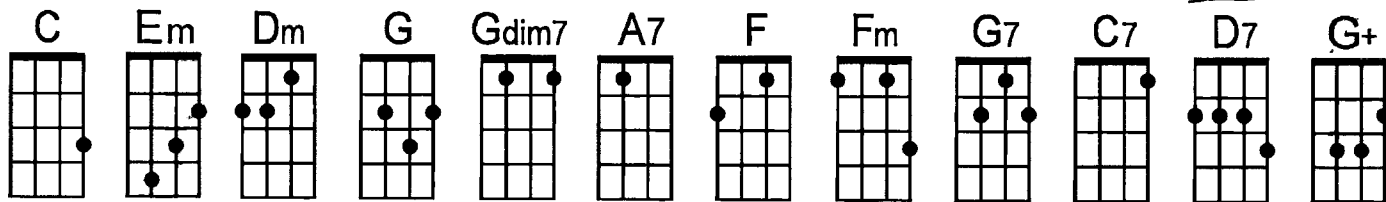
Bb\ C\ | D . . . | . . Bb\ *C^{2nd}\ | *D^{3rd} . . . | *D^{3rd} \
 You you you 3 low I love you—!

Till There Was You (Key of C)

by Meredith Wilson (1957)



9



Intro: C . Em . | Dm . G7 . | C . Em . | Dm . G7\

(sing e)

There were bells— on a hill— But I ne-ver— heard them ring-ing—

No, I ne-ver heard them at all— 'til there was you—

There were birds— in the sky— But I ne-ver saw them wing-ing—

No, I ne-ver saw them at all— 'til there was you—

Chorus: Then there was mu-sic— and wonder-ful ro-ses—

They tell me— in sweet— fragrant mea-dows— of dawn— and dew—

There was love— all a-round— But I ne-ver— heard it sing-ing—

No, I ne-ver heard it at all— 'til there was you—

Instrumental: All play the chords

A—0—1—0—2—2—1—1—0—2—3—
 E—0—1—3—3—1—0—0—3—3—1—0—1—1—3—1—3—1—1—1—3—1—3—3—3—2—2—1—1—0—
 C—2—0—1—2—2—2—2—2—2—0—0—0—0—0—0—2—2—0—
 G—2—1—0—2—0—0—

Chorus: Then there was mu-sic— and wonder-ful ro-ses—

They tell me— in sweet— fragrant mea-dows— of dawn— and dew—

There was love— all a-round— But I ne-ver— heard it sing-ing—

No, I ne-ver heard it at all— 'til there was you—

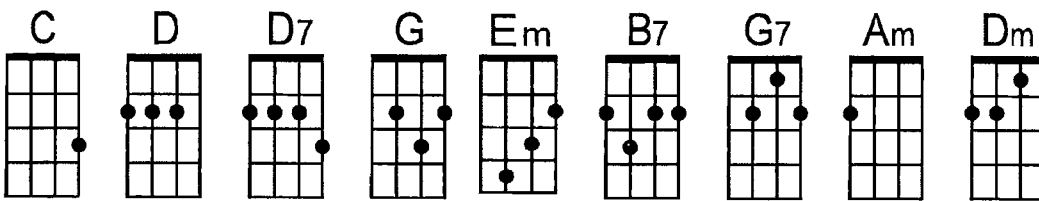
'Til there was you—

San Jose Ukulele Club

(v4 - 6/19/22)

I Want To Hold Your Hand (key of G)

by Lennon and McCartney (1963)



4 beats/measure
bass riffs

Intro: C \ \ | D . . C \ \ | D . . C \ \ | D . . . | D7 . . .

(sing e) ↑ ↓ | G . . . | D7 . . . | Em . . . | B7 . . .

Oh, yeah, I-I-I'll tell you some-thin' (C-2-1-2-3-4) I think you'll un-der-stand—

| G . . . | D7 . . . | Em . . . | B7 . . . |

When I-I-I— say that some-thin' (C-2-1-2-3-4) I want to hold your hand—

C . . . D7 . . . | G . . . Em . . . | C . . . D7 . . . | G . . .

I want to hold your ha-a-and— I want to hold your hand—

| G . . . | D7 . . . | Em . . . | B7 . . .

Oh, please— say to me-e-e (C-2-1-2-3-4) you'll let me be your man—

| G . . . | D7 . . . | Em . . . | B7 . . . |

And please— say to me-e-e (C-2-1-2-3-4) you'll let me hold your hand—

C . . . D7 . . . | G . . . Em . . . | C . . . D7 . . . | G . . .

Now let me hold your ha-a-and— I want to hold your hand—

Bridge: Dm . . . | G7 . . . | C . . . | Am . . . |

And when I touch you I feel happy— in-side—

Dm . . . | G7 . . . | C . . .

It's such a feel-ing that my love—

C \ \ | D . . . C \ \ | D . . . C \ \ | D . . . | D7 . . .

I can't hide— I can't hide— I can't hide—

| G . . . | D7 . . . | Em . . . | B7 . . .

Yeah, yo-o-ou got that some-thin' (C-2-1-2-3-4) I think you'll un-der-stand—

| G . . . | D7 . . . | Em . . . | B7 . . . |

When I-I-I say that some-thin' (C-2-1-2-3-4) I want to hold your hand—

C . . . D7 . . . | G . . . Em . . . | C . . . D7 . . . | G . . .

I want to hold your ha-a-and— I want to hold your hand—

Bridge: Dm . . . | G7 . . . | C . . . | Am . . . |

And when I touch you I feel happy— in-side—

Dm . . . | G7 . . . | C . . .

It's such a feel-ing that my love—

C \ \ | D . . . C \ \ | D . . . C \ \ | D . . . | D7 . . .

I can't hide— I can't hide— I can't hide—

| G . . . | D7 . . . | Em . . . | B7 . . .

Yeah, yo-o-ou got that some-thin' (C-2-1-2-3-4) I think you'll un-der-stand—

| G . . . | D7 . . . | Em . . . | B7 . . . |

When I-I-I say that some-thin' (C-2-1-2-3-4) I want to hold your hand—

C . . . D7 . . . | G . . . Em . . . | C . . . D7 . . . | B7 . . .

I want to hold your ha-a-and— I want to hold your hand—

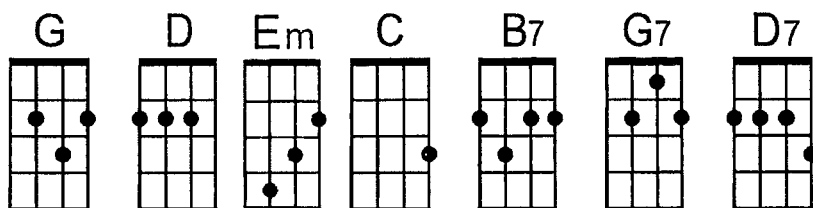
C . . . | D7 . . . | C . . . | G \

I want to hold your ha-a-a-a-a-a-and—

I Should Have Known Better

by John Lennon and Paul McCartney (1964)

12



Intro: G . D . | G . D . | G . D . | G . D . |

(sing d)

G . D . | G . D . | G . D . | G . D .
I— should have known better with a girl like— you—

G . D . | Em . . .
That I would love every—thing that you do—

C . . . | D . . . | G . D . | G .
And I do— hey-hey hey and I do—!

D . . | G . D . | G . D . | G . D . | G . D
Whoa-oa I— never rea—lized what a kiss could— be—

G . D . | Em . . . | C . . . | B7 . . .
This could on—ly happen to me— Can't you see— can't you see—?

Chorus: Em\ . . . | C\ . . . | G\ . . . | B7\ . . .
That when I tell you that I— love you— oh—

Em\ . . . | Em\ . . . | G\ . . . | G7\ . . .
You're gon—na say you love me too—oo—oo—oo—oh—oh—

C\ . . . | D7\ . . . | G\ . . . | Em\ . . .
And when I ask you to be mi—i—ine—

C\ . . . | D7\ . . . | G . D . | G .
You're gon—na say you love me too—

D . . | G . D . | G . D . | G . D . | G . D
So-o-O-oh I— should have rea—lized a lot of things be—fore—

G . D . | Em . . . | C . . .
If this is love you got-ta give me— more— give me more—

D . . . | G . D . | G . D . |
Hey-hey hey— give me more—

Play
Chords

Instr:

→ G . D . | G . D . | G . D . | G . D . | G . D . |
A —————
E ————— 0 ————— 0 —————
C — 2 ————— 2-2 — 2-2 — 2-2 ————— 2-2 — 2-2 — 2-2 —
G ————— 4 ————— 4 ————— 4 ————— 4 —————

→ Em . . . | C . . . | D . . . | G . D . | G .
A —————
E — 0 ————— 0 ————— 0 — 2 ————— 0-2 — 3 —
C ————— 2-3 ————— 3 —————
G —————

D . | **G** . **D** . | **G** . **D** . | **G** . **D** . | **G** . **D** . | **G** . **D** .
Whoa-oa |————— never rea—lized what a kiss could— be—
.
This could | **G** . **D** . | **Em** . . | **C** . . | **B7** . . .
on—ly happen to me— Can't you see— can't you see—?

Chorus: **Em**\ . . . | **C**\ . . . | **G**\ . . . | **B7**\ . . . |
That when I tell you that I— love you— oh—
Em\ . . . | **Em**\ . . . | **G**\ . . . | **G7**\ . . . |
You're gon—na say you love me too—oo—oo—oo—oh-oh—
C\ . . . | **D7**\ . . . | **G**\ . . . | **Em**\ . . . |
And when I ask you to be mi—i—ine—
C\ . . . | **D7**\ . . . | **G** . **D** . | **G** .
You're gon—na say you love me too—

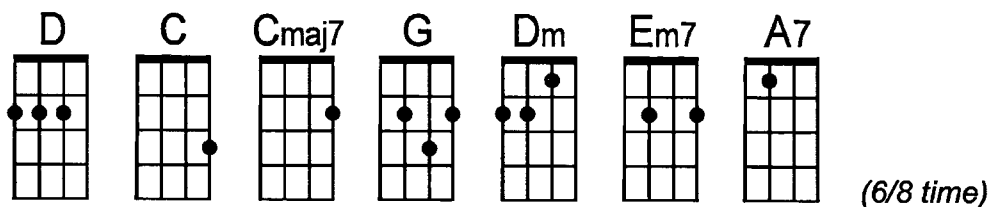
End: **D** . | **G** . **D** . | **G** . **D** . | **G** . **D** . |
You love me— too— you love me— too—

G . **D** . | **G**\
You love me— too—

San Jose Ukulele Club
(v3e - 3/1/25)

Norwegian Wood (Key of D)

by John Lennon (1965)



Intro: D | | C . Cmaj7\ | D\ |

Sitar riff: A 0 2 0 | | C . Cmaj7\ | D\ | Bass
 E 3 2 0 3 2 3
 C 2 0
 Low G 4 2

(Sing a)

D | | C . Cmaj7\ | D |
 I once had a girl, or should I say, she once had me

D | | C . Cmaj7\ | D |
 She showed me her room, is-n't it good Nor-we-gian wood

. | Dm | | G |
 She asked me to stay and she told me to sit an-y where

. | Dm | | Em7 | A7 |
 So I looked a-round and I no-ticed there was-n't a chair

D | | C . Cmaj7\ | D |
 I sat on a rug, bid-ing my time, drink-ing her wine

D | | C . Cmaj7\ | D |
 We talked un-til two, and then she said, 'It's time for bed'

D | | C . Cmaj7\ | D\ |
 A 0 2 0 | | C . Cmaj7\ | D\ |
 E 3 2 0 3 2 3
 C 2 0
 Low G 4 2

Bass

D | | C . Cmaj7\ | D\ |
 A 0 2 0 | | C . Cmaj7\ | D\ |
 E 3 2 0 3 2 3
 C 2 0
 Low G 4 2

. | Dm | | G |
 She told me she worked in the morn-ing and start-ed to laugh

. | Dm | | Em7 | A7 |
 I told her I did-n't then crawled off to sleep in the bath!

D | | C . Cmaj7\ | D |
 And when I a-woke, I was a-lone, this bird had flown

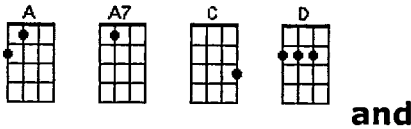
D | | C . Cmaj7\ | D |
 So I lit a fire, is-n't it good, Nor-we-gian wood

D | | C . Cmaj7\ | D\ |
 A 0 2 0 | | C . Cmaj7\ | D\ |
 E 3 2 0 3 2 3
 C 2 0
 Low G 4 2

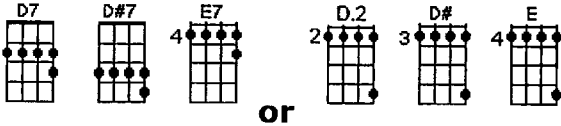
Bass

Back In The U.S.S.R.

Lennon-McCartney 1968 (The Beatles)



and



or

(< RIFF TIMING: / [D7] ↓ [D#7] ↓ [E7] ↓ / 1 + 2 + 3 + 4 + / >) Bass

< SINGING NOTE: E >

INTRO: / 1 2 3 4 / [E7] / [E7] / [E7] / [E7] Ohhh /

[A] Flew in from Miami Beach B [D] O A C
[C] Didn't get to bed last [D] night
[A] On the way the paper bag was [D] on my knee
[C] Man I had a dreadful [D] flight

I'm back in the U.S.S.[A]R.
[C] You don't know how lucky you [D] are boy
[D] ↓ Back in the U.S.S.[A]R.

(/ [D7] ↓ [D#7] ↓ [E7] ↓ ↑ ↓ /) Bass

[A] Been away so long I hardly [D] knew the place
[C] Gee it's good to be back [D] home
[A] Leave it 'til tomorrow to un-[D]pack my case
[C] Honey disconnect the [D] phone

I'm back in the U.S.S.[A]R.
[C] You don't know how lucky you [D] are boy
[D7] ↓ Back in the U.S. [D7] ↓ back in the U.S.
[D7] ↓ Back in the U.S.S.[A]R. [A7]

Well the [D] Ukraine girls really knock me out
They [A] leave the West behind
And [D] Moscow girls make me sing and shout
That [E7] Georgia's always on my-my-my-[D7]my-my-my-my-my-my [A] mind

(/ [D7] ↓ [D#7] ↓ [E7] ↓ ↑ ↓ /) Bass

INSTRUMENTAL VERSE:

[A] Been away so long I hardly [D] knew the place
[C] Gee it's good to be back [D] home
[A] Leave it 'til tomorrow to un-[D]pack my case
[C] Honey disconnect the [D] phone

I'm back in the U.S.S. [A] R.
 [C] You don't know how lucky you [D] are boy
 [D] ↓ Back in the U.S.S. [A] R. [A7]

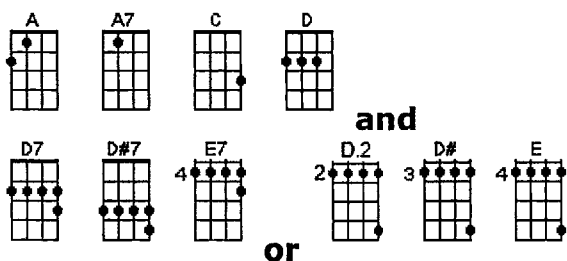
Well the [D] Ukraine girls really knock me out
 They [A] leave the West behind
 And [D] Moscow girls make me sing and shout
 That [E7] Georgia's always on my-my-my-[D7] my-my-my-my-my [A] mind

(/ [D7] ↓ [D#7] ↓ [E7] ↓ ↑ ↓ Oh /) Bass

[A] Show me 'round your snow-peaked mountains [D] way down south
 [C] Take me to your daddy's [D] farm
 [A] Let me hear your balalaikas [D] ringing out
 [C] Come on keep your comrade [D] warm

I'm back in the U.S.S. [A] R.
 [C] You don't know how lucky you [D] are boy
 [D] ↓ Back in the U.S.S. [A] ↓ R.

Bass riff with Oh, oh, oh x3
 with fade



Octopus' Garden

[C][C][C][C]

4 beats / measure

[C] I'd like to be [Am] under the sea
In an [F] octopus' garden in the [G] shade G
[C] He'd let us in, [Am] knows where we've been.
In his [F] octopus' garden in the [G] shade

[Am] I'd ask my friends to come and see
[F] An octopus' [G] garden with me G///
[C] I'd like to be [Am] under the sea
In an [F] octopus' [G] garden in the [C] shade.

[C] We would be warm [Am] below the storm.
In our [F] little hideaway beneath the [G] waves [G]
[C] Resting our head [Am] on the sea bed
In an [F] octopus' garden near a [G] cave [G]

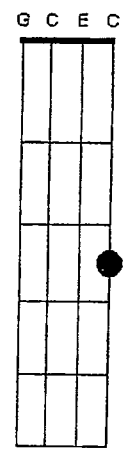
[Am] We would sing and dance around
[F] Because we know we [G] can't be found G///
[C] I'd like to be [Am] under the sea
In an [F] octopus' [G] garden in the [C] shade. [C]

[C] We would shout [Am] and swim about
The [F] coral that lies beneath the [G] waves (G)
[C] Oh what joy [Am] for every girl and boy. (lies beneath the ocean waves)
[F] Knowing they're happy and they're [G] safe (happy and they're safe)

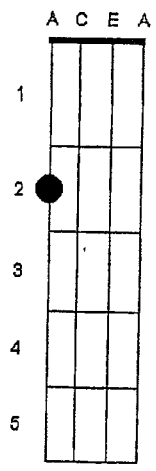
[Am] We would be so happy you and me
[F] No one there to tell us what to [G] do G///
[C] I'd like to be [Am] under the sea
In an [F] octopus' [G] garden with [Am] you (x2)

In an [F] octopus' [G] garden with [C] you [G] [C]

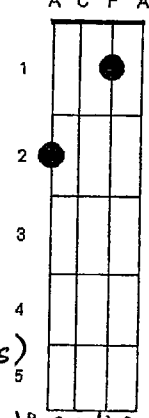
Cmajor



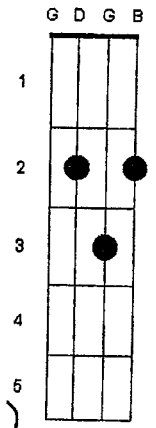
Am



Fmajor

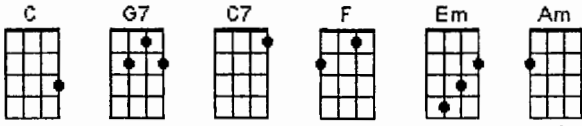


Gmajor



THE BEATLES - OB LA DI OB LA DA [Key of C] (orig. key is Bb)

18



Intro: [G7] [C]x4

use definite $\downarrow\uparrow$ strum
& accent \uparrow strum

[C]
4 counts

[-C] or [C-]
2 counts

[C] Desmond has a barrow in the [G7] market place,
[G7] Molly is the singer in a [C] band.

[C7] Desmond says to Molly, girl I [F] like your face,
And Molly [C-] says this, as she [-G7] takes him by the [C] hand.

Chorus: Ob-la-[C]di, ob-lada life goes [Em-]on...[-Am]bra.
La-[F-]la, how the [-G7]life goes [C]on. [2x]

[C] Desmond takes a trolley to the [G7] jeweler's store,
[G7] Buys a twenty carat golden [C] ring. (ring!)
[C7] Takes it back to Molly, waiting [F] at the door,
And as he [C-] gives it to her, [-G7] she begins to [C] sing.

Chorus: Ob-la-[C]di, ob-lada life goes [Em-]on...[-Am]bra.
La-[F-]la, how the [-G7]life goes [C]on. [2x]

Bridge: [Fx2] In a couple of years, they have built,
A home, sweet [Cx2] home...

[Fx2] With a couple of kids, running in the yard,
Of [C] Desmond and Molly [G7] Jones. (ha-ha-ha-ha-ha)

Bass
(walk down hill)
A 77 755 533 311
E 77 755 544 422
C 77 755 544 422

[C] Happy ever after in the [G7] market place,
[G7] Desmond lets the children lend a [C] hand.
[C7] Molly stays at home and does her [F] pretty face,
And in the [C-] evening, she still [-G7] sings it with the [C] band.

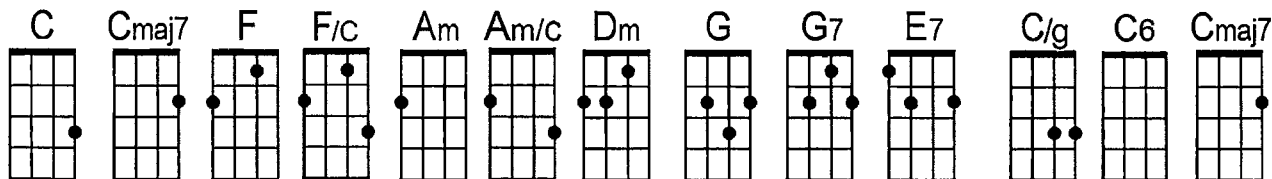
[Repeat Chorus & Bridge]

[C] Happy ever after in the [G7] market place,
[G7] Molly lets the children lend a [C] hand.
[C7] Desmond stays at home and does his [F] pretty face.
And in the [C-] evening, she's a [-G7] singer with the [C] band.

Chorus: Ob-la-[C]di, ob-lada life goes [Em-]on...[-Am]bra.
La-[F-]la, how the [-G7]life goes [Am]on...
And if you [Am] want some fun, take [G7-] Obladi-bla-[C]da...[C]
Sing

Imagine

by John Lennon & Yoko Ono (1971)



*Optional Walk-up

Intro: C . . Cmaj7 | F . . . ' ' | C . . Cmaj7 -- | F . . . ' ' |
 A ————— 2 ————— 0 0 0 0 1 2 ————— 2 ————— 0 0 0 0 1 2 —————
 E — 3 — 3 — 3 ————— 1 ————— 3 3 3 ————— 1 —————
 C — 0 —
 G — 0 ————— 2 ————— 0 ————— 2 —————

C . . Cmaj7 | F . . . ' ' | C . . Cmaj7 | F . . . ' ' |
 I-magine there's no hea-ven— It's easy if you— try-y—

C . . Cmaj7 | F . . . ' ' | C . . Cmaj7 | F . . . |
 No hell— be— low us— A-bove us only sky—

F/c . . Am/c . . | Dm . F . | G . . C | G7\ --- --- --- |
 I-magine all the peo-ple-le-le— living— for to-day— I—hi-i-i

C . . Cmaj7 | F . . . ' ' | C . . Cmaj7 | F . . . ' ' |
 I-magine there's no countries— It isn't hard to do-o—

C . . Cmaj7 | F . . . ' ' | C . . Cmaj7 | F . . . |
 Nothing to kill or die for— and no re-lig-ion— too-o—

F/c . . Am/c . . | Dm . F . | G . . C | G7\ --- --- --- |
 I-magine all the peo-ple-le-le— living— life in peace— you-hu-u-u

Chorus: F . . G7 . . | C . . E7 . . |
 You may say-ay-ay I'm a dreamer—

F . . G7 . . | C . . E7 . . |
 but I'm not the only one—

F . . G7 . . | C . . E7 . . |
 I hope some day-ay-ay you'll join u-us—

F . . G7 . . | C\ *C/g\ *C6\ *Cmaj7\ |
 and the wor-or-or-orld will be as one—

C . . Cmaj7 | F . . . ' ' | C . . Cmaj7 | F . . . ' ' |
 I-magine no possess-ions— I wonder if you— ca-n—

C . . Cmaj7 | F . . . ' ' | C . . Cmaj7 | F . . . |
 No need for greed— or hunger— A brother-hood of man—

F/c . . Am/c . . | Dm . F . | G . . C | G7\ --- --- --- |
 I-magine all the peo-ple-le-le— sharing— all the world— you-hu-u-u

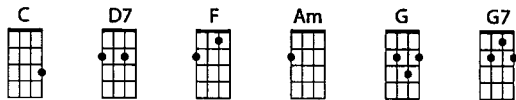
Chorus: F . . G7 . . | C . . E7 . . |
 You may say-ay-ay I'm a dreamer—

F . . G7 . . | C . . E7 . . |
 but I'm not the only one—

F . . G7 . . | C . . E7 . . |
 I hope some day-ay-ay you'll join u-us—

F . . G7 . . | C\
 and the wor-or-or-orld will live as one—

Eight Days A Week (The Beatles)



④ 20
 \ chop Strum
 1 = 2 quick chops

Intro: [C] \ \ \ [D7] \ \ \ [F] \ \ \ [C] \ \ \

[C] Ooh I need your [D7] love babe [F] guess you know it's [C] true [C]
 [C] Hope you need my [D7] love babe [F] just like I need [C] you [C]
 [Am] Hold me [F] love me [Am] hold me [D7] love me
 [C] Ain't got nothing but [D7] love babe [F] eight days a [C] week

[C] Love you every [D7] day girl [F] always on my [C] mind [C]
 [C] One thing I can [D7] say girl [F] love you all the [C] time [C]
 [Am] Hold me [F] love me [Am] hold me [D7] love me
 [C] Ain't got nothing but [D7] love babe [F] eight days a [C] week

[G] Eight days a week I [Am] love you
 [D7] Eight days a week is [F] not enough to [G7] show I care

[C] Ooh I need your [D7] love babe [F] guess you know it's [C] true [C]
 [C] Hope you need my [D7] love babe [F] just like I need [C] you [C]
 [Am] Hold me [F] love me [Am] hold me [D7] love me
 [C] Ain't got nothing but [D7] love babe [F] eight days a [C] week

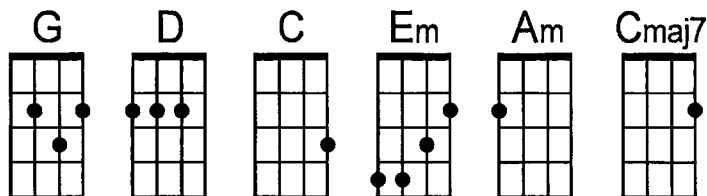
[G] Eight days a week I [Am] love you
 [D7] Eight days a week is [F] not enough to [G7] show I care

[C] Love you every [D7] day girl [F] always on my [C] mind [C]
 [C] One thing I can [D7] say girl [F] love you all the [C] time [C]
 [Am] Hold me [F] love me [Am] hold me [D7] love me
 [C] Ain't got nothing but [D7] love babe [F] eight days a [C] week
 [F] Eight days a [C] week [F] eight days a [C] week

[C] \ \ \ [D7] \ \ \ [F] \ \ \ [C]

Yellow Submarine

by Paul McCartney (1966)



(sing b)

G\ | D\ --- --- C\ | G\ --- ---
In the town----- where I was born-----

Em\ | Am\ --- --- Cmaj7\ | D\ --- ---
Lived a man----- who sailed to sea-----

G\ | D\ --- --- C\ | G\ --- ---
And he told----- us of his life-----

Em\ | Am\ ---- --- | Cmaj7\ D\ --- ---
in the la-a-and of submar-ines-----

G\ | D . . . C\ | G . . . Em\ |
So we sailed----- up to the sun----- till we

Am . . . Cmaj7\ | D . . .
fou-ou-ound the sea of green-----

G\ | D . . . C\ | G\ . . .
And we lived----- be-neath the waves-----

Em\ | Am . . . Cmaj7\ | D . . . |
in our yellow----- subma-rine-----

Chorus: G . . . | D . . . |
We all live in a yellow subma-rine

. . . | G . . . |
yellow subma-rine yellow subma-rine

G . . . | D . . . |
We all live in a yellow subma-rine

. . . | G . . . |
yellow subma-rine yellow subma-rine

G\ | D\ --- --- C\ | G\ --- ---
And our friends----- are all a- board-----

Em\ | Am\ --- --- Cmaj7\ | D\ --- ---
Many more of them----- live next door-----

G\ | D\ --- --- C\ | G\ --- ---
And the band----- be-gins to play-----

G | . . . | . . . |
(---kazoos-----)

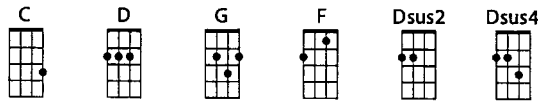
Chorus: G . . . | D . . . |
 We all live in a yellow subma-rine
 . . . | G . . . |
 yellow subma-rine yellow subma-rine
 G . . . | D . . . |
 We all live in a yellow subma-rine
 . . . | G . . . |
 yellow subma-rine yellow subma-rine

(**Instrumental:** G\ | D . . C\ | G . . Em\ | Am . . CMaj7\ | D . .
 Bass G\ | D . . C\ | G . . Em\ | Am . . CMaj7\ | D . .)

G\ | D . . C\ | G . .
 As we live—— a life of ease
 Em\ | Am . . CMaj7\ | D . .
 Ev'ry one of us (*every one of us*) has all we need (*has all we need*)
 G\ | D . . C\ | G . .
 Sky of blue (*sky of blue*) and sea of green (*sea of green*)
 Em\ | Am . . CMaj7\ | D . .
 In our yellow (*in our yellow*) subma—rine— (*a-ha!*)

Chorus: G . . . | D . . . |
 We all live in a yellow subma-rine
 . . . | G . . . |
 yellow subma-rine yellow subma-rine
 G . . . | D . . . |
 We all live in a yellow subma-rine
 . . . | G . . . G\
 yellow subma-rine yellow subma-rine

You've Got to Hide Your Love Away (Lennon & McCartney)



6/8 time strum
d du du

[G] Here I [D] stand [F] head in [G] hand
[C]² Turn my face to the [F] wall [C]
[G] If she's [D] gone I [F] can't go [G] on
[C]² Feeling two foot [F] small [C] [D]²

[G] Every [D] where [F] people [G] stare
[C]² Each and every [F] day [C]
[G] I can [D] see them [F] laugh at [G] me
[C] And I hear them [F] sa- [C] -a [D]² -ay

[G] \ Hey you've got to [C] hide your love a [Dsus4] way [D] [Dsus2] [D]
[G] \ Hey you've got to [C] hide your love a [Dsus4] way [D] [Dsus2] [D]

[G] How can [D] I [F] even [G] try?
[C]² I can never [F] win [C]
[G] Hearing [D] them [F] seeing [G] them
[C] In the state I'm [F] in [C] [D]

[G] How could [D] she [F] say to [G] me
[C] Love will find a [F] way [C]
[G] Gather [D] round [F] all you [G] clowns
[C] Let me hear you [F] say [C] [D]

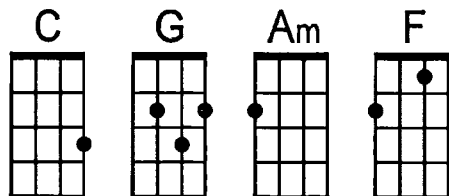
[G] \ Hey you've got to [C] hide your love a [Dsus4] way [D] [Dsus2] [D]
[G] \ Hey you've got to [C] hide your love a [Dsus4] way [D] [Dsus2] [D]

[G] \ Hey you've got to [C] hide your love a [Dsus4] way [D] [Dsus2] [D]
[G] \ Hey you've got to [C] hide your love a [Dsus4] way [D] [Dsus2] [D]

[Dsus4] [D] [Dsus2] [D] [G]
|

Let It Be

by Paul McCartney (1970)



Intro: C . G . | Am . F . | C . G . | F . ' C .
 A-0-3-
 E-1-3-1-0-
 C-0-4-2-0-
 (easy walk-down) G-2-0-

(sing g) | C . G . | Am . F . |
 When I find my-self in times of trouble, mother Mary comes to me

C . G . | F . ' C .
 Speaking words of wisdom Let it be-e—

| C . G . | Am . F . |
 And in my hour of darkness, she is standing right in front of me

C . G . | F . ' C .
 Speaking words of wisdom Let it be-e—

. | Am . G . | F . C . |
Chorus: Let it be, let it be, let it be, let it be—

C . G . | F . ' C .
 Whisper words of wisdom, let it be-e—

| C . G . | Am . F . |
 And when the broken hearted people living in the world a-gree—

C . G . | F . ' C .
 There will be an answer Let it be-e—

| C . G . | Am . F . |
 But though they may be parted, there is still a chance that they will see

C . G . | F . ' C .
 There will be an answer, Let it be-e—

. | Am . G . | F . C . |
Chorus: Let it be, let it be, let it be, let it be—

C . G . | F . ' C .
 There will be an answer, let it be-e—

. | Am . G . | F . C . |
 Let it be, let it be, let it be, let it be—

C . G . | F . ' C . |
 Whisper words of wisdom Let it be-e—

Instrumental:

Bass

F . ' C . | G\ F\ C\ -- | F . ' C . | G\ F\ C\ -- |

A-0-----12-10-8-7-5-3-2-0-3-----

E-1-3-1-0-----13-12-10-8-7-5-3-1-3-----

C-0-4-2-0-2-0-----

(Low G)-2-----0-4-0-4-2-0-----

C . G . | Am . F . | C . G . | F . ' C .

All C . G . | Am . F . | C . G . | F . ' C

. | Am . G . | F . C . |

Chorus: Let it be, let it be, let it be, let it be—

C . G . | F . ' C .

Whisper words of wisdom, Let it be-e—

| C . G . | Am . F . |

And when the night is cloudy there is still a light that shines on me—

C . G . | F . ' C .

Shine on 'til to-morrow, let it be-e—

| C . G . | Am . F . |

I wake up to the sound of music mother Mary comes to me

C . G . | F . ' C

Speaking words of wisdom Let it be-e—

. | Am . G . | F . C . |

Chorus: Let it be, let it be, let it be, let it be—

C . G . | F . ' C

There will be an answer Let it be-e—

. | Am . G . | F . C . |

Let it be, let it be, let it be, let it be—

C . G . | F . ' C

There will be an answer Let it be-e—

. | Am . G . | F . C . |

Let it be, let it be, let it be, let it be—

C . G . | F . ' C . |

Whisper words of wisdom Let it be-e—

Ending:

F . ' C . | G\ F\ C\

Bass

A-0-----

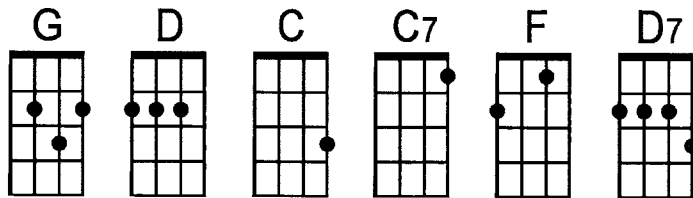
E-1-3-1-0-----

C-0-4-2-0-2-0-----

(Low G)-2-----0-4-0-4-2-0-----)

Good Day, Sunshine (key of G)

by Paul McCartney (1966)



— rest

Intro:

C . . . | |

1 2 3 | 1 2 3 4 & 5 |
 G\ — — — | D\ — — — | G\ — — — | D\ — — — | C\ — — — | C7\ — — — -r-
 Good— day, sun— shine Good— day, sun— shine Good— day, sun— shine
 -r- | F . D7 . . . | G7 | C7 | F
 I need to laugh, and when the sun is out I've got something I can laugh a-bout
 . | F . D7 . . | G7 | C7 | F
 I feel good, in a special way I'm in love and it's a sunny day

G\ — — — | D\ — — — | G\ — — — | D\ — — — | C\ — — — | C7\ — — — -r-
 Good— day, sun— shine Good— day, sun— shine Good— day, sun— shine
 -r- | F . D7 . . | G7 | C7 | F
 We take a walk, the sun is shining down, Burns my feet as they touch the grou—ound

Instrumental: Bb . G7 . | C7 . . . | F7 . . . | Bb . . . |

G\ — — — | D\ — — — | G\ — — — | D\ — — — | C\ — — — | C7\ — — — -r-
 Good— day, sun— shine Good— day, sun— shine Good— day, sun— shine
 -r- | F . D7 . . | G7 | C7 | F
 Then we lie, be-neath a shady tree, I love her and she's loving me
 . | F . D7 . . | G7 | C7 | F
 She feels good, she knows she's looking fine I'm so proud to know that she is mine
 G\ — — — | D\ — — — | G\ — — — | D\ — — — | C\ — — — | C7\ — — — -r- |
 Good— day, sun— shine Good— day, sun— shine Good— day, sun— shine
 G\ — — — | D\ — — — | G\ — — — | D\ — — — | C\ — — — | C7\ — — —
 Good— day, sun— shine Good— day, sun— shine Good— day, sun— shine

San Jose Ukulele Club

(V3b - 6/13/16)

With A Little Help From My Friends Beatles

Hear this song at: <http://www.youtube.com/watch?v=jBDF04fQKtQ>

From: Richard G's Ukulele Songbook www.scorpex.net/Uke

[G] What would you [D] think if I [Am] sang out of tune
 Would you stand up and [D] walk out on [G] me
 [G] Lend me your [D] ears and I'll [Am] sing you a song
 And I'll try not to [D] sing out of [G] key

Oh I get [F] by with a little [C] help from my [G] friends
 Mmm I get [F] high with a little [C] help from my [G] friends
 Mmm gonna [F] try with a little [C] help from my [G] friends [D7]

[G] What do I [D] do when my [Am] love is away
 Does it worry you to [D] be a[G]lone
 [G] How do I [D] feel by the [Am] end of the day
 Are you sad because you're [D] on your [G] own

No I get [F] by with a little [C] help from my [G] friends
 Mmm get [F] high with a little [C] help from my [G] friends
 Mmm gonna [F] try with a little [C] help from my [G] friends

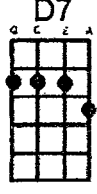
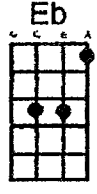

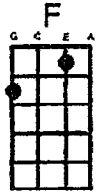
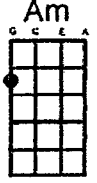
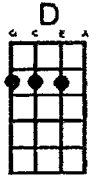
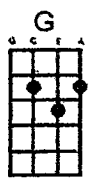
Do you [Em] need any[A]body I [G] need some[F]body to [C] love
 Could it [Em] be any[A]body I [G] want some[F]body to [C] love

[G] Would you be[D]lieve in a [Am] love at first sight
 Yes I'm certain that it [D] happens all the [G] time
 [G] What do you [D] see when you [Am] turn out the light
 I can't tell you but I [D] know it's [G] mine

Oh I get [F] by with a little [C] help from my [G] friends
 Mmm get [F] high with a little [C] help from my [G] friends
 Mmm I'm gonna [F] try with a little [C] help from my [G] friends

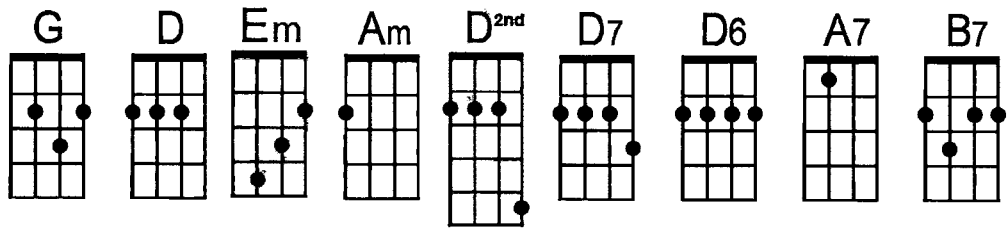
Do you [Em] need any[A]body I [G] need some[F]body to [C] love
 Could it [Em] be any[A]body I [G] want some[F]body to [C] love

Oh I get [F] by with a little [C] help from my [G] friends
 Mmm gonna [F] try with a little [C] help from my [G] friends
 Oh I get [F] high with a little [C] help from my [G] friends
 Yes I get [F] by with a little help from my [C] friends
 With a little help from my [Eb] fri...[F]...ends [G]



All You Need Is Love

by John Lennon (1967)



"La Marseillaise" tease

Chord progression: G . D . | G . . . | C . . D |

Tab: a— 0 0 5 2 2 | C 3 3 0 |

Tab: e— 3 3 — 3 3 3 0

Tab: c— 2 2 — — — — —

Tab: g— — — — —

Kazoos

Intro: G . D . Em . . | G . D . Em . . |

Love— love— love— Love— love— love—

D7 . G . | D . . . | D^{2nd} . D7 . 5 & 6 & 7 D^{2nd} D7\ |

Love— love— love— Love— love— love—

1 2 3 4 5 6 & 7

G . D . Em . . |

There's Nothing you can do that can't be done

1 2 3 4 5 6 & 7

G . D . Em . . |

Nothing you can sing that can't be sung

1 2 3 4 1 2 3 4

Am/c . G . | D . . .

Nothing you can say but you can learn how to play the game

1 2 3 4 5 & 6 & 7

D^{2nd} . D7 . D6\ D7\ D^{2nd} D7\ |

It's ea—sy—

1 2 3 4 5 6 & 7

G . D . Em . . |

Nothing you can make that can't be made

1 2 3 4 5 6 & 7

G . D . Em . . |

No one you can save that can't be saved

1 2 3 4 1 2 3 4

Am/c . G . | D . . .

Nothing you can do but you can learn how to be you in time

1 2 3 4 5 & 6 & 7

D^{2nd} . D7 . D6\ D7\ D^{2nd} D7\ |

It's ea—sy—

Chorus: G . A7 . | D7 . . . | G . A7 . | D7 . . . |

All you need is— love— All you need is love—

1 2 3 4 1 2 3 4 1 2 3 4 5 6

G . B7 . | Em . G . | C . D7 . G\ D\ |

All you need is— love— love— Love is all you need

Instrumental verse:

1 2 3 4 5 6 7 1 2 3 4 5 6 7
G . **D** . **Em** . . | **G** . **D** . **Em** . . |
 Love— love— love— Love— love— love—

1 2 3 4 1 2 3 4 1 2 3 4 5 & 6 & 7
D7 . **G** . | **D** . . . | **D**^{2nd} . **D7** . **D6\ D7\ D**^{2nd} **D7** |
 Love— love— love—

Chorus: 1 2 3 4 1 2 3 4 1 2 3 4 1 2 3 4
G . **A7** . | **D7** . . . | **G** . **A7** . | **D7** . . . |
 All you need is— love— All you need is love—

1 2 3 4 1 2 3 4 1 2 3 4 5 6
G . **B7** . | **Em** . **G** . | **C** . **D7** . **G\ D** |
 All you need is— love— love— Love is all you need

1 2 3 4 5 6 & 7
G . **D** . **Em** . . |
 Nothing you can **know** that isn't known

1 2 3 4 5 6 & 7
G . **D** . **Em** . . |
 Nothing you can **see** that isn't **shown**

1 2 3 4 1 2 3 4
Am/c . **G** . | **D** . . .
 Nowhere you can **be** that isn't **where** you're meant to be

1 2 3 4 5 & 6 & 7
D^{2nd} . **D7** . **D6\ D7\ D**^{2nd} **D7** |
 It's ea—sy—

Chorus: 1 2 3 4 1 2 3 4 1 2 3 4 1 2 3 4
G . **A7** . | **D7** . . . | **G** . **A7** . | **D7** . . . |
 All you need is— love— All you need is love—

1 2 3 4 1 2 3 4 1 2 3 4 5 6
G . **B7** . | **Em** . **G** . | **C** . **D7** . **G\ D** |
 All you need is— love— love— Love is all you need

1 2 3 4 1 2 3 4 1 2 3 4 1 2 3 4
G . **A7** . | **D7** . . . | **G** . **A7** . | **D7** . . . |
 All you need is— love— All you need is love—

1 2 3 4 1 2 3 4 1 2 3 4 5 6
G . **B7** . | **Em** . **G** . | **C** . **D7** . **G** . |
 All you need is— love— love— Love is all you need

Coda: 1 2 3 4 1 2 3 4
G . . . | . . . |
 Love is all you need Love is all you need (repeat and fade)
 (Love is all you need) (Love is all you need)