ELITE NEON VERTICAL BEND

2100K-6500K CCT RGB RGBW

Unique optical light distribution design for a uniform lighting surface with no shadows.
Features vertical bending, IP67 protection, and resistance to salt, acids, alkalis, and UV.
Comes with a systematic installation solution.

Omni Via

ELITE NEON V-1617

ELITE NEON VERTICAL has a silicone co-extrusion design that offers excellent UV resistance, chemical stability and protection against abrasion.

Provides vertical bending with a uniform light output and dimmable functionality.

Small cuttable lengths to support widely customisable lengths for precise site installation but also has a production length of up to 30 m.

Dust-free matt finish, Lumileds LED <SDCM2 and final Neon <SDCM3 are optional.

Long-life LED> 50,000 hrs, 1 Bin.



Dimensions



Technical Data

Working Voltage	DC24V
CRI	>90
Rated Power/m	10w
Storage Temperature	-25℃~60℃
Ambient Temperature	Tamin=-25℃, Tamax (Table below)

Output	Std Output
Power(W/m)	10w
Max. Ambient tempt.(Tamax)	45℃

Due to factors such as manufacturing variations, the characteristics of electronic devices and testing conditions, there is a 10% margin of error in the measured parameters.

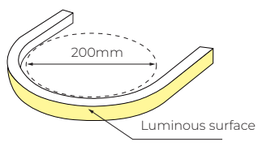

Minimum bending diameter

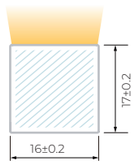

Unit: mm
Cross section

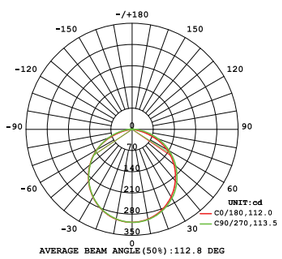

Light Distribution Curve

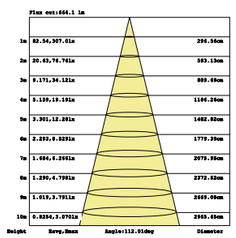

Effective Average Illuminance

Voltage
24v DC

UV
Protection

Consistency
One Bin

Length
0.5M-30M

Waterproof Grade
IP 67

Warranty
5 Years

Single colour
PARAMETER

CCT(K)	CRI	Voltage	Power(W)	Lumen (LM/M)	Efficiency (LM/W)	Unit Length (mm)	Max. Run Length (M)	CC/CV
2700K	≥90	DC24V	10	776	77.6	50	5	CV
3000K	≥90	DC24V	10	797	79.7	50	5	CV
3500K	≥90	DC24V	10	827	82.7	50	5	CV
4000K	≥90	DC24V	10	825	82.5	50	5	CV
5000K	≥90	DC24V	10	818	81.8	50	5	CV
6500K	≥90	DC24V	10	831	83.1	50	5	CV
Red	--	DC24V	10	307	30.7	50	5	CV
Green	--	DC24V	10	780	78.0	50	5	CV
Blue	--	DC24V	10	164	16.4	50	5	CV
Yellow	--	DC24V	10	243	24.3	50	5	CV
Orange	--	DC24V	10	831	28.5	50	5	CV
Pink	--	DC24V	10	831	64.0	50	5	CV

CCT Tunable
PARAMETER

CCT(K)	CRI	Voltage	Power(W)	Lumen (LM/M)	Efficiency (LM/W)	Unit Length (mm)	Max. Run Length (M)	CC/CV
2700K	≥90	DC24V	10	780	78.0	71.43	5	CV
6000K	≥90	DC24V	10	830	83.0	71.43	5	CV
2700K+6000K	≥90	DC24V	11	924	84.0	71.43	5	CV

RGB
STANDARD

CCT(K)	CRI	Voltage	Power(W)	Lumen (LM/M)	Efficiency (LM/W)	Unit Length (mm)	Max. Run Length (M)	CC/CV
R	--	DC24V	3.3	72	21.9	83.3	5	CV
G	--	DC24V	3.3	260	78.8	83.3	5	CV
B	--	DC24V	3.3	43	13.0	83.3	5	CV
RGB	--	DC24V	10	380	38.0	83.3	5	CV

RGBW
STANDARD

CCT(K)	CRI	Voltage	Power(W)	Lumen (LM/M)	Efficiency (LM/W)	Unit Length (mm)	Max. Run Length (M)	CC/CV
R	--	DC24V	3.75	83	22.0	83.3	5	CV
G	--	DC24V	3.75	306	81.6	83.3	5	CV
B	--	DC24V	3.75	54	14.4	83.3	5	CV
3000K ±150	≥90	DC24V	3.75	270	72.1	83.3	5	CV
RGBW	--	DC24V	15	749	49.9	83.3	5	CV

*CV: Constant Voltage CC: Constant Current.
*The given colour temperature is the final neon strip colour temperature. All given data are for reference only, it can vary up to 10% because of tolerances.
*Maximum Run Length refers to single side power feed in serial connection to drive the length.

Cable Lead Options

Integral end cap (IP67)

Front Cable Entry

Closed End Cap

Accessories



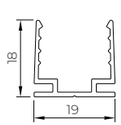

Aluminium Profile
Length: 1m/2m/3m



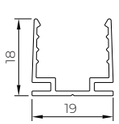

Aluminium Mounting clips
Length: 2cm

Silicone End Cap
Type: Front/Side/Bottom/Closed

ELITE NEON V-1615

ELITE NEON VERTICAL has a silicone co-extrusion design that offers excellent UV resistance, chemical stability and protection against abrasion.

Provides vertical bending with a uniform light output and dimmable functionality.

Supports run lengths over 10 m, with production lengths of up to 30 m.

Small cuttable lengths to support widely customisable lengths for precise site installation.

Dust-free matt finish, Lumileds LED <SDCM2 and final Neon <SDCM3 are optional.

Long-life LED> 50,000 hrs, 1 Bin.



Dimensions



Technical Data

Working Voltage	DC24V
CRI	>90
Rated Power/m	5w/10w/15w
Storage Temperature	-25℃~60℃
Ambient Temperature	Tamin=-25℃, Tamax (Table below)

Output	Low Output	Std Output	High Output
Power(W/m)	5w	10w	15w
Max. Ambient tempt.(Tamax)	55℃	45℃	35℃

Due to factors such as manufacturing variations, the characteristics of electronic devices and testing conditions, there is a 10% margin of error in the measured parameters.

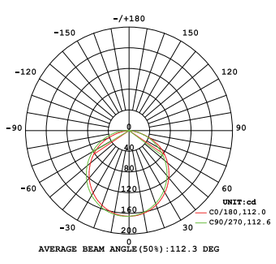

Light Distribution Curve

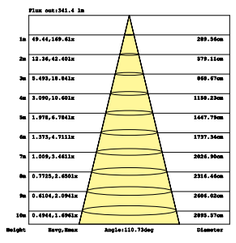

Effective Average Illuminance

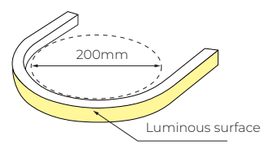

Minimum bending diameter

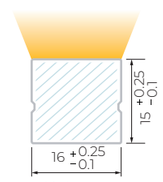

Unit: mm
Cross section

Voltage
24v DC

UV
Protection

Consistency
One Bin

Length
0.5M-30M

Waterproof Grade
IP 67

Warranty
5 Years

Single colour
PARAMETER

Standard

CCT(K)	CRI	Voltage	Power(W)	Lumen (LM/M)	Efficiency (LM/W)	Unit Length (mm)	Max. Run Length (M)	CC/CV
2100K±150	≥90	DC24V	10	460	46	50	17	CC
2400K±150	≥90	DC24V	10	470	47	50	17	CC
2700K±150	≥90	DC24V	10	550	55	50	17	CC
3000K±150	≥90	DC24V	10	540	54	50	17	CC
3500K±200	≥90	DC24V	10	585	58.5	50	17	CC
4000K $^{+400}_{-200}$	≥90	DC24V	10	575	57.5	50	17	CC
5000K $^{+500}_{-200}$	≥90	DC24V	10	570	57	50	17	CC
6500K $^{+200}_{-600}$	≥90	DC24V	10	575	57.5	50	17	CC
Red	--	DC24V	10	240	24	50	18	CC
Green	--	DC24V	10	550	55	50	17	CC
Blue	--	DC24V	10	110	11	50	17	CC
Yellow	--	DC24V	10	240	24	50	18	CC
Pink	--	DC24V	10	225	22.5	50	17	CC

Free Cut

CCT(K)	CRI	Voltage	Power(W)	Lumen (LM/M)	Efficiency (LM/W)	Unit Length (mm)	Max. Run Length (M)	CC/CV
2700K±150	≥90	DC24V	10	690	69.0	8.33	5	CV
3000K±150	≥90	DC24V	10	710	71.0	8.33	5	CV
4000K±300	≥90	DC24V	10	730	73.0	8.33	5	CV
5000K±400	≥90	DC24V	10	720	72.0	8.33	5	CV
6500K±400	≥90	DC24V	10	710	71.0	8.33	5	CV

CCT Tunable
PARAMETER

CCT(K)	CRI	Voltage	Power(W)	Lumen (LM/M)	Efficiency (LM/W)	Unit Length (mm)	Max. Run Length (M)	CC/CV
2700K	⩾90	DC24V	5	275	55	50	5	CV
6000K	⩾90	DC24V	5	295	59	50	5	CV
2700K+6000K	⩾90	DC24V	10	570	57	50	5	CV

RGB
STANDARD

CC 13m

CCT(K)	CRI	Voltage	Power(W)	Lumen (LM/M)	Efficiency (LM/W)	Unit Length (mm)	Max. Run Length (M)	CC/CV
R	--	DC24V	3.7	53	14.2	125	13	CC
G	--	DC24V	3.7	207	56.0	125	13	CC
B	--	DC24V	3.7	31	8.3	125	13	CC
RGB	--	DC24V	11	275	25.0	125	13	CC

CV 5m

CCT(K)	CRI	Voltage	Power(W)	Lumen (LM/M)	Efficiency (LM/W)	Unit Length (mm)	Max. Run Length (M)	CC/CV
R	--	DC24V	3.3	56.1	17	62.5	5	CV
G	--	DC24V	3.3	181.5	55	62.5	5	CV
B	--	DC24V	3.3	34.65	10.5	62.5	5	CV
RGB	--	DC24V	10	270	27	62.5	5	CV

RGBW
STANDARD

CC 10m

CCT(K)	CRI	Voltage	Power(W)	Lumen (LM/M)	Efficiency (LM/W)	Unit Length (mm)	Max. Run Length (M)	CC/CV
R	--	DC24V	3.75	55	14.6	125	10	CC
G	--	DC24V	3.75	135	36.0	125	10	CC
B	--	DC24V	3.75	38	10.2	125	10	CC
W4000K	⩾80	DC24V	3.75	165	44.0	125	10	CC
RGBW	--	DC24V	15	443	29.5	125	10	CC

CV 5m

CCT(K)	CRI	Voltage	Power(W)	Lumen (LM/M)	Efficiency (LM/W)	Unit Length (mm)	Max. Run Length (M)	CC/CV
R	--	DC24V	2.5	32.5	13	62.5	5	CV
G	--	DC24V	2.5	135	54	62.5	5	CV
B	--	DC24V	2.5	31.25	12.5	62.5	5	CV
W(3000K±200)	⩾80	DC24V	2.5	158.75	63.5	62.5	5	CV
RGBW	--	DC24V	10	360	36	62.5	5	CV

*CV: Constant Voltage CC: Constant Current.
*The given colour temperature is the final neon strip colour temperature. All given data are for reference only, it can vary up to 10% because of tolerances.
*Maximum Run Length refers to single side power feed in serial connection to drive the length.

Cable Lead Options

Integral end cap (IP67)


Front Cable Entry


Side Cable Entry


Bottom Cable Entry


Closed End cap

Solder free end cap (IP67)


Front Cable Entry


Side Cable Entry


Bottom Cable Entry


Closed End cap

Solder Free End Cap without screws (IP67)


Front Cable Entry


Side Cable Entry


Bottom Cable Entry


Closed End cap

Silicone end cap (IP67)


Front Cable Entry


Side Cable Entry


Bottom Cable Entry


Closed End cap

Accessories


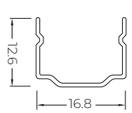

Stainless Steel Mounting clips
Length: 2cm


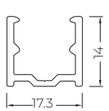

Aluminium Mounting clips
Length: 2cm


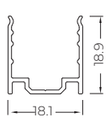

Aluminium Profile
Length: 1m/2m/3m


PVC Cable
2PIN, 3PIN, 4PIN


IP67 Connector
Wire Gauge: 0.5mm²/22AWG


Silicone Cable
2PIN, 3PIN, 4PIN


Anti-rain connector

Silicone End Cap
Type: Front/Side/Bottom/Closed


PC closed end cap
Dimension: 26.5x17x16mm


Scissor
Material: stainless steel

ELITE NEON V-1212

ELITE NEON VERTICAL has a silicone co-extrusion design that offers excellent UV resistance, chemical stability and protection against abrasion.

Provides vertical bending with a uniform light output and dimmable functionality. IP67 protection.

Supports run lengths over 10 m, with production lengths of up to 30 m.

Small cuttable lengths to support widely customisable lengths for precise site installation.

Dust-free matt finish and Lumileds LED <SDCM2 are optional.

5 years warranty, Long-life LED> 50,000 hrs, 1 Bin.



Dimensions



Technical Data

Working Voltage	DC24V
CRI	>90
Rated Power/m	5w/10w
Storage Temperature	-25 C ~60 C
Ambient Temperature	Tamin=-25 C , Tamax (Table below)

Output	Low Output	Std Output
Power(W/m)	5w	10w
Max. Ambient tempt.(Tamax)	55 C	45 C

Due to factors such as manufacturing variations, the characteristics of electronic devices and testing conditions, there is a 10% margin of error in the measured parameters.

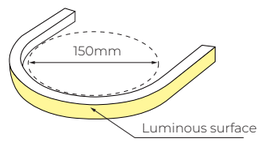

Minimum bending diameter

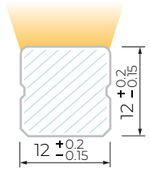

Unit: mm
Cross section

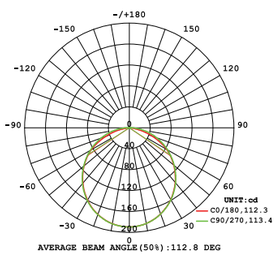

Light Distribution Curve

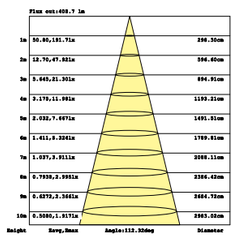
Effective Average Illuminance

Voltage
24v DC

UV
Protection

Consistency
One Bin

Length
0.5M-30M

Waterproof Grade
IP 67

Warranty
5 Years

Single colour
PARAMETER

Standard

CCT(K)	CRI	Voltage	Power(W)	Lumen (LM/M)	Efficiency (LM/W)	Unit Length (mm)	Max.Run Length (M)	CC/CV
2100K±150	≥90	DC24V	10	560	56	50	13(CC)	CC/CV
2400K±150	≥90	DC24V	10	560	56	50	13(CC)	CC/CV
2700K±150	≥90	DC24V	10	670	67	50	13(CC)	CC/CV
3000K±150	≥90	DC24V	10	640	64	50	13(CC)	CC/CV
3500K±200	≥90	DC24V	10	660	66	50	13(CC)	CC/CV
4000K $^{+400}_{-200}$	≥90	DC24V	10	680	68	50	13(CC)	CC/CV
5000K $^{+500}_{-200}$	≥90	DC24V	10	680	68	50	13(CC)	CC/CV
6500K $^{+200}_{-600}$	≥90	DC24V	10	670	67	50	13(CC)	CC/CV
Red	--	DC24V	10	280	28	50	17(CC)	CC/CV
Green	--	DC24V	10	700	70	50	13(CC)	CC/CV
Blue	--	DC24V	10	130	13	50	13(CC)	CC/CV
Yellow	--	DC24V	10	260	26	50	17(CC)	CC/CV
Pink	--	DC24V	10	280	28	50	13(CC)	CC/CV

Free Cut

CCT(K)	CRI	Voltage	Power(W)	Lumen (LM/M)	Efficiency (LM/W)	Unit Length (mm)	Max. Run Length (M)	CC/CV
2700K±150	≥90	DC24V	10	700	70.0	8.33	5	CV
3000K±150	≥90	DC24V	10	730	73.0	8.33	5	CV
4000K±300	≥90	DC24V	10	750	75.0	8.33	5	CV
5000K±400	≥90	DC24V	10	740	74.0	8.33	5	CV
6500K±400	≥90	DC24V	10	730	73.0	8.33	5	CV

CCT Tunable
PARAMETER

CCT(K)	CRI	Voltage	Power(W)	Lumen (LM/M)	Efficiency (LM/W)	Unit Length (mm)	Max.Run Length (M)	CC/CV
2700K	≥90	DC24V	5	315	63	50	5	CV
6000K	≥90	DC24V	5	335	67	50	5	CV
2700K+6000K	≥90	DC24V	10	650	65	50	5	CV

RGB
PARAMETER

CCT(K)	CRI	Voltage	Power(W)	Lumen (LM/M)	Efficiency (LM/W)	Unit Length (mm)	Max.Run Length (M)	CC/CV
R	--	DC24V	3.3	69.3	21	62.5	5	CV
G	--	DC24V	3.3	214.5	65	62.5	5	CV
B	--	DC24V	3.3	39.6	12	62.5	5	CV
RGB	--	DC24V	10	290	29	62.5	5	CV

*CV: Constant Voltage CC: Constant Current.
*The given colour temperature is the final neon strip colour temperature. All given data are for reference only, it can vary up to 10% because of tolerances.
*Maximum Run Length refers to single side power feed in serial connection to drive the length.

Cable Lead Options

Integral end cap (IP67)


Front Cable Entry


Side Cable Entry


Bottom Cable Entry


Closed End cap

Solder free end cap (IP67)


Front Cable Entry


Side Cable Entry


Bottom Cable Entry


Closed End cap

Silicone end cap (IP67)


Front Cable Entry


Side Cable Entry


Bottom Cable Entry


Closed End cap

Accessories



Aluminium Profile
Length: 1m/2m/3m


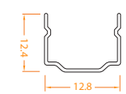

Stainless Steel Mounting clips
Length: 2cm


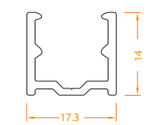

Aluminium Mounting clips
Length: 2cm


PVC Cable
2PIN, 3PIN, 4PIN


IP67 Connector
Wire Gauge: 0.5mm²/22AWG


Silicone Cable
2PIN, 3PIN, 4PIN


Anti-rain connector

Silicone End Cap
Type: Front/Side/Bottom/Closed


PC closed end cap


Scissor
Material: stainless steel

ELITE NEON V-1010

3-SIDE LIGHT

ELITE NEON VERTICAL emits light from three sides and has a silicone co-extrusion design that offers excellent UV resistance, chemical stability and protection against abrasion.

Provides vertical bending with a uniform light output and dimmable functionality.

Small cuttable lengths to support widely customisable lengths for precise site installation.

Dust-free matt finish is optional.

5 years warranty, Long-life LED> 50,000 hrs, 1 Bin.



Dimensions

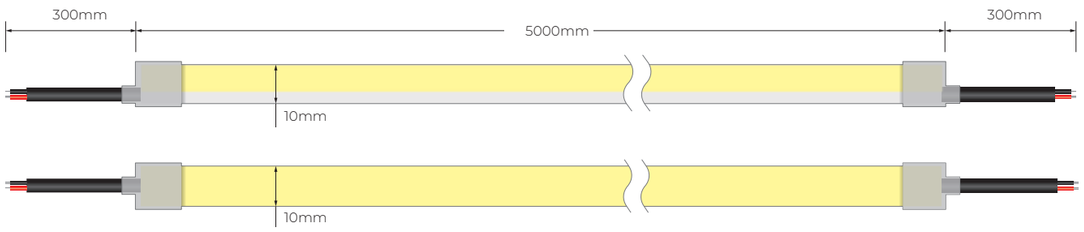

Technical Data

Working Voltage	DC24V
CRI	>90
Rated Power/m	5w/10w
Storage Temperature	-25℃~60℃
Ambient Temperature	Tamin=-25℃, Tamax (Table below)

Output	Low Output	Std Output
Power(W/m)	5w	10w
Max. Ambient tempt.(Tamax)	55℃	45℃

Due to factors such as manufacturing variations, the characteristics of electronic devices and testing conditions, there is a 10% margin of error in the measured parameters.

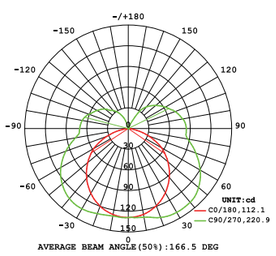

Light Distribution Curve

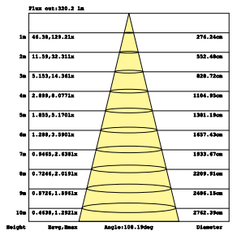

Effective Average Illuminance

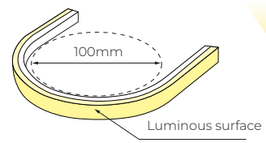

Minimum bending diameter

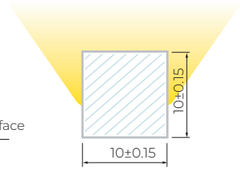

Unit: mm
Cross section

Voltage	UV	Consistency
24v DC	Protection	One Bin
Length	**Waterproof Grade**	**Warranty**
0.5M-30M	IP 67/IP44	5 Years

Single colour
PARAMETER

CCT(K)	CRI	Voltage	Power(W)	Lumen (LM/M)	Efficiency (LM/W)	Unit Length (mm)	Max. Run Length (M)	CC/CV
2100K±150	≥90	DC24V	10	645	64.5	35.7	5	CV
2400K±150	≥90	DC24V	10	685	68.5	35.7	5	CV
2700K±150	≥90	DC24V	10	740	74	35.7	5	CV
3000K±150	≥90	DC24V	10	790	79	35.7	5	CV
3500K±200	≥90	DC24V	10	720	72	35.7	5	CV
4000K $^{+400}_{-200}$	≥90	DC24V	10	830	83	35.7	5	CV
5000K $^{+500}_{-200}$	≥90	DC24V	10	830	83	35.7	5	CV
6500K $^{+200}_{-600}$	≥90	DC24V	10	810	81	35.7	5	CV
Red	--	DC24V	10	330	33	35.7	5	CV
Green	--	DC24V	10	920	92	35.7	5	CV
Blue	--	DC24V	10	175	17.5	35.7	5	CV
Yellow	--	DC24V	10	300	30	35.7	5	CV
Pink	--	DC24V	10	350	35	35.7	5	CV

*CV: Constant Voltage CC: Constant Current.
*The given colour temperature is the final neon strip colour temperature. All given data are for reference only, it can vary up to 10% because of tolerances.
*Maximum Run Length refers to single side power feed in serial connection to drive the length.

Cable Lead Options

Silicone end cap (IP67)

Front Cable Entry



Side Cable Entry



Bottom Cable Entry



Closed End Cap

Integral end cap (IP44)

Front Cable Entry



Side Cable Entry

Bottom Cable Entry

Closed End Cap

Accessories

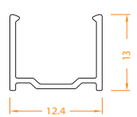

Aluminium Profile
Length: 1m/2m/3m

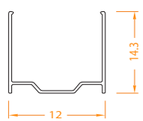

PC Profile
Length: 1m/2m/3m



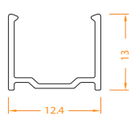

Aluminium Mounting clips
Length: 2cm

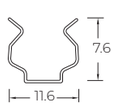

Stainless Steel Mounting clips
Length: 0.8cm

PVC Cable
2PIN

Silicone End Cap
Type: Front/Side/Bottom/Closed

ELITE NEON V-1010

ELITE NEON VERTICAL has a silicone co-extrusion design that offers excellent UV resistance, chemical stability and protection against abrasion.

Small W10mm X H10mm LED neon with uniform light output and dimmable functionality.

Supports run lengths over 10 m, with production lengths of up to 30 m.

Small cuttable lengths to support widely customisable lengths for precise site installation.

Dust-free matt finish, Lumileds LED < SDCM2 and final Neon < SDCM3 are optional.

Long-life LED> 50,000 hrs, 1 Bin.

Dimensions



Technical Data

Working Voltage	DC24V
CRI	>90
Rated Power/m	5w/10w
Storage Temperature	-25℃~60℃
Ambient Temperature	Tamin=-25℃, Tamax (Table below)

Output	Low Output	Std Output
Power(W/m)	5w	10w
Max. Ambient tempt.(Tamax)	55℃	45℃

Due to factors such as manufacturing variations, the characteristics of electronic devices and testing conditions, there is a 10% margin of error in the measured parameters.

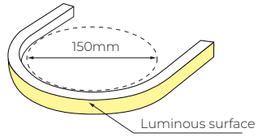

Minimum bending diameter

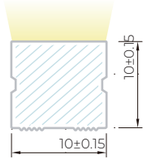

Unit: mm
Cross section

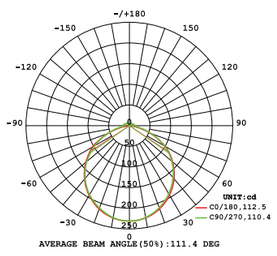

Light Distribution Curve

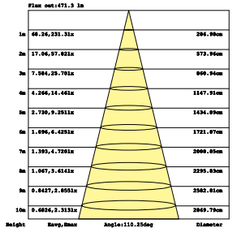

Effective Average Illuminance

Voltage
24v DC

UV
Protection

Consistency
One Bin

Length
0.5M-30M

Waterproof Grade
IP 67

Warranty
5 Years

Single colour
PARAMETER

Standard

CCT(K)	CRI	Voltage	Power(W)	Lumen (LM/M)	Efficiency (LM/W)	Unit Length (mm)	Max Run Length (M)	CC/CV
2400K±150	⩾90	DC24V	10	710	71	50	13	CC
2700K±150	⩾90	DC24V	10	780	78	50	13	CC
3000K±150	⩾90	DC24V	10	740	74	50	13	CC
3500K±200	⩾90	DC24V	10	730	73	50	13	CC
4000K $^{+400}_{-200}$	⩾90	DC24V	10	840	84	50	13	CC
5000K $^{+500}_{-200}$	⩾90	DC24V	10	870	87	50	13	CC
6500K $^{+200}_{-600}$	⩾90	DC24V	10	860	86	50	13	CC
Red	--	DC24V	10	300	30	50	17	CC
Green	--	DC24V	10	650	65	50	13	CC
Blue	--	DC24V	10	168	16.8	50	13	CC
Yellow	--	DC24V	10	340	34	50	17	CC
Pink	--	DC24V	10	560	56	50	13	CC

Free Cut

CCT(K)	CRI	Voltage	Power(W)	Lumen (LM/M)	Efficiency (LM/W)	Unit Length (mm)	Max Run Length (M)	CC/CV
2700K±150	≥90	DC24V	10	710	71.0	8.33	5	CV
3000K±150	≥90	DC24V	10	740	74.0	8.33	5	CV
4000K±300	≥90	DC24V	10	770	77.0	8.33	5	CV
5000K±400	≥90	DC24V	10	760	76.0	8.33	5	CV
6500K±400	≥90	DC24V	10	750	75.0	8.33	5	CV

CCT Tunable
PARAMETER

CCT(K)	CRI	Voltage	Power(W)	Lumen (LM/M)	Efficiency (LM/W)	Unit Length (mm)	Max Run Length (M)	CC/CV
2700K	≥90	DC24V	5	285	77	50	5	CV
6000K	≥90	DC24V	5	410	82	50	5	CV
2700K+6000K	≥90	DC24V	10	800	80	50	5	CV

RGB
PARAMETER

CCT(K)	CRI	Voltage	Power(W)	Lumen (LM/M)	Efficiency (LM/W)	Unit Length (mm)	Max Run Length (M)	CC/CV
R	--	DC24V	3.3	68.6	20.8	50	5	CV
G	--	DC24V	3.3	234	70.9	50	5	CV
B	--	DC24V	3.3	44.9	13.6	50	5	CV
RGB	--	DC24V	10	362	36.2	50	5	CV

*CV: Constant Voltage CC: Constant Current.
*The given colour temperature is the final neon strip colour temperature. All given data are for reference only, it can vary up to 10% because of tolerances.
*Maximum Run Length refers to single side power feed in serial connection to drive the length.

Cable Lead Options

Silicone end cap (IP67)

Front Cable Entry



Side Cable Entry



Bottom Cable Entry



Closed End cap

Accessories

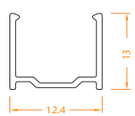

Aluminium Profile
Length: 1m/2m/3m

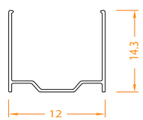

PC Profile
Length: 1m/2m/3m

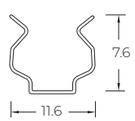

Stainless Steel Mounting clips
Length: 0.8cm

ELITE NEON V-0606

ELITE NEON VERTICAL has a silicone co-extrusion design that offers excellent UV resistance, chemical stability and protection against abrasion.

Provides vertical bending with IP65/IP44 protection for indoor use.

Small W6mm X H6mm LED neon with a uniform light output and dimmable functionality.

Small cuttable lengths to support widely customisable lengths for precise site installation.

5 years warranty, Long-life LED> 50,000 hrs, 1 Bin.

Dimensions

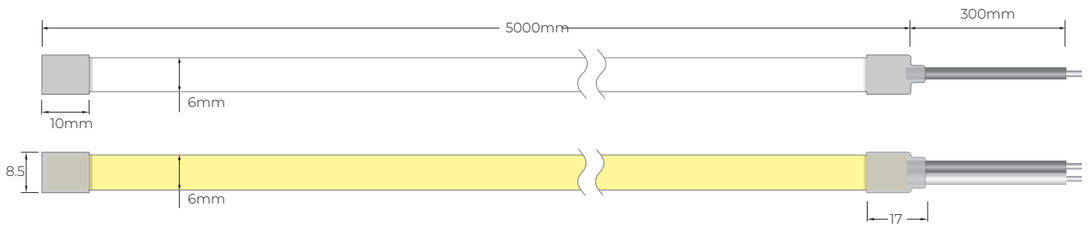

Technical Data

Working Voltage	DC24V
CRI	>90
Rated Power/m	6W
Storage Temperature	-25℃~60℃
Ambient Temperature	Tamin=-25℃, Tamax (Table below)

Output	Low Output
Power(W/m)	6w
Max. Ambient tempt.(Tamax)	55℃

Due to factors such as manufacturing variations, the characteristics of electronic devices and testing conditions, there is a 10% margin of error in the measured parameters.

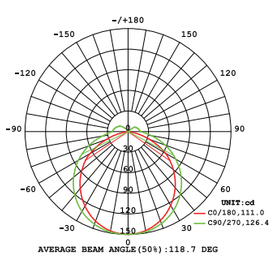

Light Distribution Curve

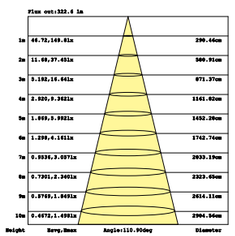

Effective Average Illuminance

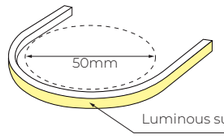

Minimum bending diameter

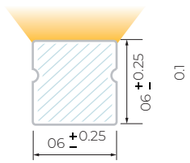

Unit: mm
Cross section

Voltage
24v DC

UV
Protection

Consistency
One Bin

Length
0.5M-30M

Waterproof Grade
IP65/IP44

Warranty
5 Years

Single colour
PARAMETER

CCT(K)	CRI	Voltage	Power(W)	Lumen (LM/M)	Efficiency (LM/W)	Unit Length (mm)	Max. Run Length (M)	CC/CV
1700K $^{+200}_{-100}$	≥90	DC24V	6	235.2	39.2	25	5	CV
2200K $^{+200}_{-100}$	≥90	DC24V	6	325.2	54.2	25	5	CV
2400K $^{+200}_{-200}$	≥90	DC24V	6	330	55	25	5	CV
2600K $^{+200}_{-200}$	≥90	DC24V	6	337.2	56.2	25	5	CV
2800K $^{+200}_{-200}$	≥90	DC24V	6	345	57.5	25	5	CV
3200K $^{+300}_{-200}$	≥90	DC24V	6	348	58	25	5	CV
3800K $^{+400}_{-300}$	≥90	DC24V	6	358.2	59.7	25	5	CV
4400K $^{+400}_{-400}$	≥90	DC24V	6	352.8	58.8	25	5	CV
5600K $^{+400}_{-400}$	≥90	DC24V	6	379.2	63.2	25	5	CV

*CV: Constant Voltage CC: Constant Current.
*The given colour temperature is the final neon strip colour temperature. All given data are for reference only, it can vary up to 10% because of tolerances.
*Maximum Run Length refers to single side power feed in serial connection to drive the length.

Cable Lead Options

Silicone end cap (IP65)

Front Cable Entry

Side Cable Entry



Bottom Cable Entry



Closed End Cap

Integral end cap (IP44)

Front Cable Entry

Closed End Cap

Accessories

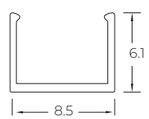

Aluminium Mounting clips
Length: 1.5cm

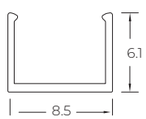

PC Profile
Length: 1m/2m/3m

2 PIN Wire

Silicone End Cap
Type: Front/Side/Bottom/Closed

Scissor
Material: stainless steel

ELITE NEON V-2016

ELITE NEON VERTICAL has a silicone co-extrusion design that offers excellent UV resistance, chemical stability and protection against abrasion.

Provides vertical bending with a uniform light output and dimmable functionality. IP67 protection for indoor and outdoor use.

Supports run lengths over 10 m, with production lengths of up to 30 m.

Small cuttable lengths to support widely customisable lengths for precise site installation.

Dust-free matt finish is optional.

5 years warranty, Long-life LED> 50,000 hrs, 1 Bin.



Dimensions

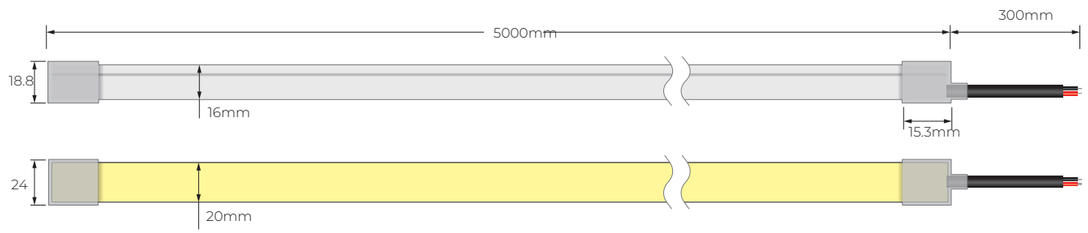

Technical Data

Working Voltage	DC24V
CRI	>90
Rated Power/m	5w/10w/15w
Storage Temperature	-25℃~60℃
Ambient Temperature	Tamin=-25℃, Tamax (Table below)

Output	Low Output	Std Output	High Output
Power(W/m)	5w	10w	15w
Max. Ambient tempt.(Tamax)	55℃	45℃	35℃

Due to factors such as manufacturing variations, the characteristics of electronic devices and testing conditions, there is a 10% margin of error in the measured parameters.

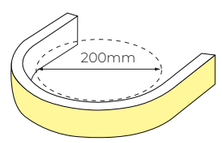

Minimum bending diameter

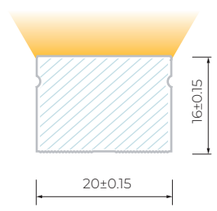

Unit: mm
Cross section

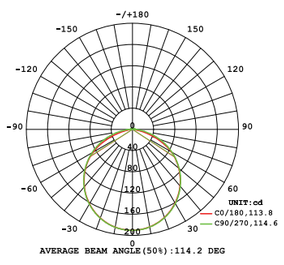

Light Distribution Curve

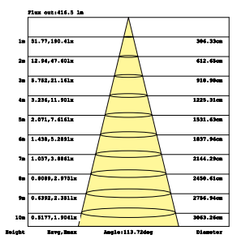

Effective Average Illuminance

Voltage
24v DC

UV
Protection

Consistency
One Bin

Length
0.5M-30M

Waterproof Grade
IP 67

Warranty
5 Years

Single colour
PARAMETER

Standard

CCT(K)	CRI	Voltage	Power(W)	Lumen (LM/M)	Efficiency (LM/W)	Unit Length (mm)	Max. Run Length (M)	CC/CV
2100K±150	≥90	DC24V	10	495	49.5	50	17	CC
2400K±150	≥90	DC24V	10	525	52.5	50	17	CC
2700K±150	≥90	DC24V	10	590	59	50	17	CC
3000K±150	≥90	DC24V	10	590	59	50	17	CC
3500K±200	≥90	DC24V	10	555	55.5	50	17	CC
4000K $^{+400}_{-200}$	≥90	DC24V	10	630	63	50	17	CC
5000K $^{+500}_{-200}$	≥90	DC24V	10	625	62.5	50	17	CC
6500K $^{+200}_{-600}$	≥90	DC24V	10	625	62.5	50	17	CC
Red	--	DC24V	10	290	29	50	18	CC
Green	--	DC24V	10	610	61	50	17	CC
Blue	--	DC24V	10	135	13.5	50	17	CC
Yellow	--	DC24V	10	280	28	50	18	CC
Pink	--	DC24V	10	260	26	50	17	CC

Free Cut

CCT(K)	CRI	Voltage	Power(W)	Lumen (LM/M)	Efficiency (LM/W)	Unit Length (mm)	Max. Run Length (M)	CC/CV
2700K±150	≥90	DC24V	10	570	57.0	8.33	5	CV
3000K±150	≥90	DC24V	10	580	58.0	8.33	5	CV
4000K±300	≥90	DC24V	10	600	60.0	8.33	5	CV
5000K±400	≥90	DC24V	10	590	59.0	8.33	5	CV
6500K±400	≥90	DC24V	10	570	57.0	8.33	5	CV

CCT Tunable
PARAMETER

CCT(K)	CRI	Voltage	Power(W)	Lumen (LM/M)	Efficiency (LM/W)	Unit Length (mm)	Max. Run Length (M)	CC/CV
2700K	≥90	DC24V	5	312.5	62.5	50	5	CV
6000K	≥90	DC24V	5	327.5	65.5	50	5	CV
2700K+6000K	≥90	DC24V	10	635	63.5	50	5	CV

RGB
PARAMETER

CCT(K)	CRI	Voltage	Power(W)	Lumen (LM/M)	Efficiency (LM/W)	Unit Length (mm)	Max. Run Length (M)	CC/CV
R	--	DC24V	3.3	67.98	20.6	62.5	5	CV
G	--	DC24V	3.3	176.55	53.5	62.5	5	CV
B	--	DC24V	3.3	34.65	10.5	62.5	5	CV
RGB	--	DC24V	10	280	28	62.5	5	CV

RGBW
PARAMETER

CCT(K)	CRI	Voltage	Power(W)	Lumen (LM/M)	Efficiency (LM/W)	Unit Length (mm)	Max. Run Length (M)	CC/CV
R	--	DC24V	2.5	47.5	19	62.5	5	CV
G	--	DC24V	2.5	156.25	62.5	62.5	5	CV
B	--	DC24V	2.5	38.75	15.5	62.5	5	CV
W(3000K±200)	≥80	DC24V	2.5	170	68	62.5	5	CV
RGBW	--	DC24V	10	380	38	62.5	5	CV

*CV: Constant Voltage CC: Constant Current.
*The given colour temperature is the final neon strip colour temperature. All given data are for reference only, it can vary up to 10% because of tolerances.
*Maximum Run Length refers to single side power feed in serial connection to drive the length.

Cable Lead Options

Silicone end cap (IP67)

Front Cable Entry



Closed End cap

Accessories

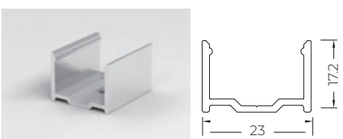

Aluminium Mounting clips
Length: 2cm



Aluminium Profile
Length: 1m/2m/3m

PVC Cable
2PIN

IP67 Connector
2PIN, 3PIN, 4PIN, 5PIN
Wire Gauge: 0.5mm²/22AWG

Silicone
Closed end cap

Scissor
Material: stainless steel

ELITE NEON V-2020

ELITE NEON VERTICAL has a silicone co-extrusion design that offers excellent UV resistance, chemical stability and protection against abrasion.

Provides vertical bending with a uniform light output and dimmable functionality. IP67 protection for indoor and outdoor use.

Supports run lengths over 10 m, with production lengths of up to 30 m.

Small cuttable lengths to support widely customisable lengths for precise site installation.

Dust-free matt finish is optional.

5 years warranty, Long-life LED> 50,000 hrs, 1 Bin.

Dimensions

Technical Data

Working Voltage	DC24V
CRI	>90
Rated Power/m	3w/15w
Storage Temperature	-25 C~60 C
Ambient Temperature	Tamin=-25 C , Tamax (Table below)

Output	Low Output	High Output
Power(W/m)	3w	15w
Max. Ambient tempt.(Tamax)	55 C	35 C

Due to factors such as manufacturing variations, the characteristics of electronic devices and testing conditions, there is a 10% margin of error in the measured parameters.

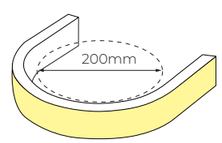

Minimum bending diameter



Unit: mm
Cross section

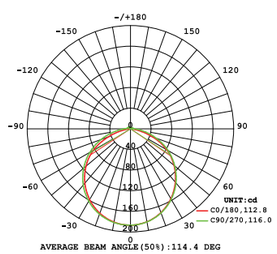

Light Distribution Curve

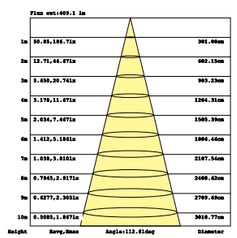

Effective Average Illuminance

Voltage
24v DC

UV
Protection

Consistency
One Bin

Length
0.5M-30M

Waterproof Grade
IP 67

Warranty
5 Years

Single colour
PARAMETER

Standard

CCT(K)	CRI	Voltage	Power(W)	Lumen (LM/M)	Efficiency (LM/W)	Unit Length (mm)	Max.Run Length (M)	CC/CV
2700±150	≥90	DC24V	10	479	47.9	50	17	CC
3000±150	≥90	DC24V	10	492	49.2	50	17	CC
3500±200	≥90	DC24V	10	501	50.1	50	17	CC
4000±300	≥90	DC24V	10	529	52.9	50	17	CC
5000±400	≥90	DC24V	10	529	52.9	50	17	CC
6500±400	≥90	DC24V	10	535	53.5	50	17	CC
Red	--	DC24V	10	220	22.0	50	18	CC
Green	--	DC24V	10	550	55.0	50	17	CC
Blue	--	DC24V	10	113	11.3	50	17	CC
Yellow	--	DC24V	10	167	16.7	50	18	CC
Orange	--	DC24V	10	203	20.3	50	18	CC
Pink	--	DC24V	10	462	46.2	50	17	CC

Free Cut

CCT(K)	CRI	Voltage	Power(W)	Lumen (LM/M)	Efficiency (LM/W)	Unit Length (mm)	Max. Run Length (M)	CC/CV
2700±150	≥90	DC24V	10	570	57.0	8.33	5	CV
3000±150	≥90	DC24V	10	580	58.0	8.33	5	CV
4000±300	≥90	DC24V	10	580	58.0	8.33	5	CV
5000±400	≥90	DC24V	10	590	59.0	8.33	5	CV
6500±400	≥90	DC24V	10	570	57.0	8.33	5	CV

CCT Tunable
PARAMETER

CCT(K)	CRI	Voltage	Power(W)	Lumen (LM/M)	Efficiency (LM/W)	Unit Length (mm)	Max.Run Length (M)	CC/CV
2700K	≥90	DC24V	5	267	53.3	62.5	5	CV
6000K	≥90	DC24V	5	278	55.5			
2700K+6000K	≥90	DC24V	10	540	54.0			

RGB
PARAMETER

CCT(K)	CRI	Voltage	Power(W)	Lumen (LM/M)	Efficiency (LM/W)	Unit Length (mm)	Max.Run Length (M)	CC/CV
R	--	DC24V	3.3	55	16.7	83.3	5	CV
G	--	DC24V	3.3	209	63.2			
B	--	DC24V	3.3	35	10.6			
RGB	--	DC24V	10	295	29.5			

RGBW
PARAMETER

CCT(K)	CRI	Voltage	Power(W)	Lumen (LM/M)	Efficiency (LM/W)	Unit Length (mm)	Max.Run Length (M)	CC/CV
R	--	DC24V	3	50	16.8	83.3	5	CV
G	--	DC24V	3	194	64.8			
B	--	DC24V	3	37	12.3			
W(3000±150)	≥90	DC24V	6	327	54.5			
RGBW	--	DC24V	15	596	39.7			

*CV: Constant Voltage CC: Constant Current.
*The given colour temperature is the final neon strip colour temperature. All given data are for reference only, it can vary up to 10% because of tolerances.
*Maximum Run Length refers to single side power feed in serial connection to drive the length.

Cable Lead Options

Silicone end cap (IP67)


Front Cable Entry


Side Cable Entry


Bottom Cable Entry


Closed end cap

Accessories


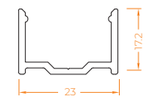

Aluminium Mounting clips
Length: 2cm


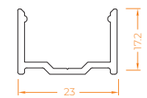

Aluminium Profile
Length: 1m/2m/3m

Silicone End Cap
Type: Front/Side/Bottom/Closed

ELITE NEON V-3020

ELITE NEON VERTICAL has a silicone co-extrusion design that offers excellent UV resistance, chemical stability and protection against abrasion.

Provides vertical bending with IP67 protection for indoor and outdoor use.

Large W30mm X H20mm LED neon with a uniform light output and dimmable functionality.

Small cuttable lengths to support widely customisable lengths for precise site installation.

Dust-free matt finish is optional.

5 years warranty, Long-life LED> 50,000 hrs, 1 Bin.



Dimensions

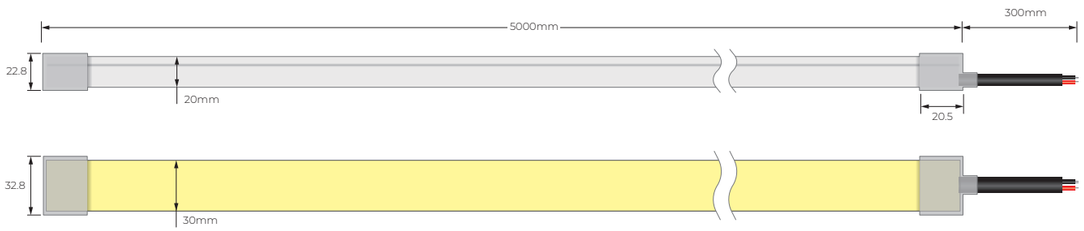

Technical Data

Working Voltage	DC24V
CRI	>90
Rated Power/m	16w/20w/24w
Storage Temperature	-25℃~60℃
Ambient Temperature	Tamin=-25℃, Tamax (Table below)

Output	Low Output	Std Output	High Output
Power(W/m)	16w	20w	24w
Max. Ambient tempt.(Tamax)	55℃	45℃	35℃

Due to factors such as manufacturing variations, the characteristics of electronic devices and testing conditions, there is a 10% margin of error in the measured parameters.

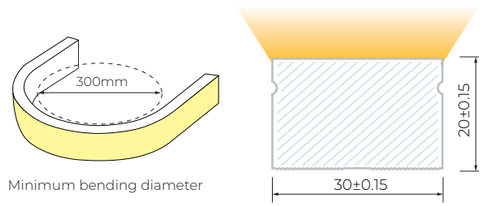

Minimum bending diameter

Unit: mm
Cross section

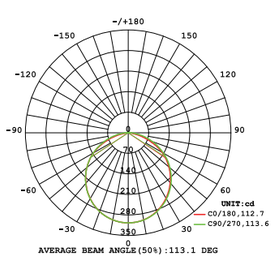

Light Distribution Curve

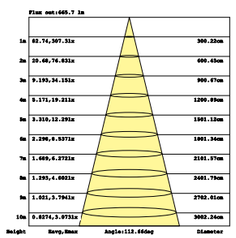

Effective Average Illuminance

Voltage
24v DC

UV
Protection

Consistency
One Bin

Length
0.5M-30M

Waterproof Grade
IP 67

Warranty
5 Years

Single colour
PARAMETER

CCT(K)	CRI	Voltage	Power(W)	Lumen (LM/M)	Efficiency (LM/W)	Unit Length (mm)	Max. Run Length (M)	CC/CV
2100K±150	≥90	DC24V	20	1020	51	50	9	CC
2400K±150	≥90	DC24V	20	1040	52	50	9	CC
2700K±150	≥90	DC24V	20	1210	60.5	50	9	CC
3000K±150	≥90	DC24V	20	1220	61	50	9	CC
3500K±200	≥90	DC24V	20	1130	56.5	50	9	CC
4000K $^{+400}_{-200}$	≥90	DC24V	20	1280	64	50	9	CC
5000K $^{+500}_{-200}$	≥90	DC24V	20	1300	65	50	9	CC
6500K $^{+200}_{-600}$	≥90	DC24V	20	1180	59	50	9	CC
Red	--	DC24V	20	530	26.5	50	9	CC
Green	--	DC24V	20	1240	62	50	9	CC
Blue	--	DC24V	20	270	13.5	50	9	CC
Yellow	--	DC24V	20	520	26	50	9	CC
Pink	--	DC24V	20	520	26	50	9	CC

CCT Tunable
PARAMETER

CCT(K)	CRI	Voltage	Power(W)	Lumen (LM/M)	Efficiency (LM/W)	Unit Length (mm)	Max. Run Length (M)	CC/CV
2700K	≥90	DC24V	10	610	61	41.66	5	CV
6000K	≥90	DC24V	10	650	65	41.66	5	CV
2700K+6000K	≥90	DC24V	20	1230	61.5	41.66	5	CV

RGB
PARAMETER

CCT(K)	CRI	Voltage	Power(W)	Lumen (LM/M)	Efficiency (LM/W)	Unit Length (mm)	Max. Run Length (M)	CC/CV
R	--	DC24V	6.66	133.2	20	41.66	5	CV
G	--	DC24V	6.66	342.99	51.5	41.66	5	CV
B	--	DC24V	6.66	69.93	10.5	41.66	5	CV
RGB	--	DC24V	20	540	27	41.66	5	CV

RGBW
PARAMETER

CCT(K)	CRI	Voltage	Power(W)	Lumen (LM/M)	Efficiency (LM/W)	Unit Length (mm)	Max. Run Length (M)	CC/CV
R	--	DC24V	5	95	19	41.66	5	CV
G	--	DC24V	5	262.5	52.5	41.66	5	CV
B	--	DC24V	5	70	14	41.66	5	CV
W(3000K±200)	≥80	DC24V	5	302.5	60.5	41.66	5	CV
RGBW	--	DC24V	20	720	36	41.66	5	CV

*CV: Constant Voltage CC: Constant Current.
*The given colour temperature is the final neon strip colour temperature. All given data are for reference only, it can vary up to 10% because of tolerances.
*Maximum Run Length refers to single side power feed in serial connection to drive the length.

Cable Lead Options

Silicone end cap (IP67)



Front Cable Entry



Closed End cap

Accessories

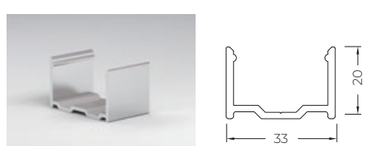

Aluminium Mounting clips
Length: 2cm



Aluminium Profile
Length: 1m/2m/3m

Silicone
Closed end cap

ELITE NEON V-5025

ELITE NEON VERTICAL has a silicone co-extrusion design that offers excellent UV resistance, chemical stability and protection against abrasion.

Provides vertical bending with IP67 protection for indoor and outdoor use.

Large W50mm X H25mm LED neon with a uniform light output and dimmable functionality.

Supports run lengths over 10 m, with production lengths of up to 10 m.

Small cuttable lengths to support widely customisable lengths for precise site installation.

Dust-free matt finish is optional.

5 years warranty, Long-life LED> 50,000 hrs, 1 Bin.

Dimensions



Technical Data

Working Voltage	DC24V
CRI	>90
Rated Power/m	16w/20w/24w
Storage Temperature	-25℃~60℃
Ambient Temperature	Tamin=-25℃, Tamax (Table below)

Output	Low Output	Std Output	High Output
Power(W/m)	16w	20w	24w
Max. Ambient tempt.(Tamax)	55℃	45℃	35℃

Due to factors such as manufacturing variations, the characteristics of electronic devices and testing conditions, there is a 10% margin of error in the measured parameters.

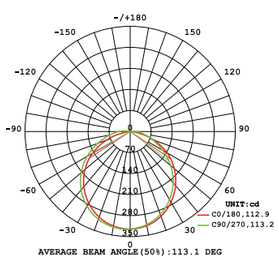

Light Distribution Curve

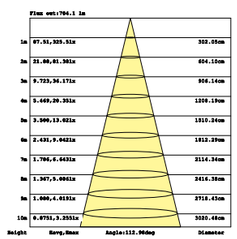

Effective Average Illuminance

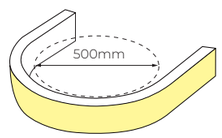

Minimum bending diameter

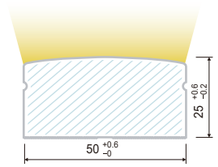

Unit: mm
Cross section

Voltage
24v DC

UV
Protection

Consistency
One Bin

Length
0.5M-10M

Waterproof Grade
IP 67

Warranty
5 Years

Single colour
PARAMETER

CCT(K)	CRI	Voltage	Power(W)	Lumen (LM/M)	Efficiency (LM/W)	Unit Length (mm)	Max. Run Length (M)	CC/CV
2700K±150	≥90	DC24V	15	792	52.8	50	12	CC
3000K±150	≥90	DC24V	15	808	53.9	50	12	CC
4000K±300	≥90	DC24V	15	869	57.9	50	12	CC
6000K±500	≥90	DC24V	15	826	55.1	50	12	CC
Red	--	DC24V	15	365	24.4	50	12	CC
Green	--	DC24V	15	974	65.0	50	12	CC
Blue	--	DC24V	15	216	14.4	50	12	CC
Yellow	--	DC24V	15	292	19.5	50	12	CC
Orange	--	DC24V	15	370	24.7	50	12	CC
Pink	--	DC24V	15	762	50.8	50	12	CC

CCT Tunable
PARAMETER

CCT(K)	CRI	Voltage	Power(W)	Lumen (LM/M)	Efficiency (LM/W)	Unit Length (mm)	Max. Run Length (M)	CC/CV
2700K	≥90	DC24V	7.5	390	52.1	41.7	5	CV
6000K	≥90	DC24V	7.5	402	53.6	41.7	5	CV
2700K+6000K	≥90	DC24V	15	794	53.0	41.7	5	CV

RGB
PARAMETER

CCT(K)	CRI	Voltage	Power(W)	Lumen (LM/M)	Efficiency (LM/W)	Unit Length (mm)	Max. Run Length (M)	CC/CV
R	--	DC24V	5	85	17.1	41.7	5	CV
G	--	DC24V	5	330	66.0	41.7	5	CV
B	--	DC24V	5	61	12.2	41.7	5	CV
RGB	--	DC24V	15	516	34.4	41.7	5	CV

RGBW
PARAMETER

CCT(K)	CRI	Voltage	Power(W)	Lumen (LM/M)	Efficiency (LM/W)	Unit Length (mm)	Max. Run Length (M)	CC/CV
R	--	DC24V	3.75	65	17.2	41.7	5	CV
G	--	DC24V	3.75	188	50.2	41.7	5	CV
B	--	DC24V	3.75	52	13.8	41.7	5	CV
3000K$^{+300}_{-0}$	≥80	DC24V	3.75	199	52.9	41.7	5	CV
RGBW	--	DC24V	15	506	33.7	41.7	5	CV

*CV: Constant Voltage CC: Constant Current.
*The given colour temperature is the final neon strip colour temperature. All given data are for reference only, it can vary up to 10% because of tolerances.
*Maximum Run Length refers to single side power feed in serial connection to drive the length.

Cable Lead Options

Silicone end cap (IP67)



Front Cable Entry



Closed End cap

Accessories

Aluminium Mounting clips
Length: 2cm

Aluminium Profile
Length: 1m/2m/3m

Silicone
Closed end cap