


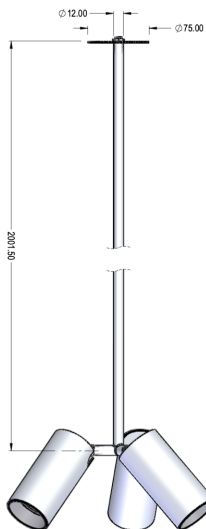

TubeSpot Mini X3

Spotlight

The TubeSpot Mini X3 is a discreet miniature fixture. Using industry leading high CRI LEDs, ideal for a multitude of different applications. Tailored for high ceilings and lighting restaurant table tops, The TubeSpot Mini X3 is classy & discreet design seamlessly fitting into any project.

The adjustable knuckle joint allows the product to be tilted 90° and turned 360° so no matter where the TubeSpot Mini is fitted it is sure to reach the areas that you require.

Available with filters, Glass Honeycomb louvres and slash nose tube perfect for finding the exact light and aesthetic required



Bespoke lengths for drop standard

TSMX3 - 27 - 12 - 20 - 97 - WH - BL - RD

RAL* a variety of Powder coated, Electro Plated and Anodised finishes are available Please contact your Omni-Via sales representative for further details.

Key

Due to the incredible amount of versatility that the Tubespot allows, please use the key below as a guide for the performance.

If Drive Current	CCT	Lumens	Wattage
260mA	2700	759	8.6
	3000	798	
	4000	824	
350mA	2700	1063	11.8
	3000	1114	
	4000	1148	

Build your code

Build your code using the table below using the 'Code Tag'. An example is located under the product photos.

Description	Code Tag	Meaning
Type	TSMX3 TSM SX3	TubeSpot Mini TubeSpot Mini Slash
CCT	27 30 40 DW	2700K 3000K 4000K Dim to Warm
Beam Angle	12 20 30 40	12° 20° 30° 40°
IP Rating	20	20
CRI	97	97
Colour Bezel	WH BL SA RAL*	White (RAL 9010) Black (RAL 9005) Silver Anodised Ral/Variant
Colour Baffle	WH BL RAL*	White (RAL 9010) Black (RAL 9005) RAL/Variant
Mounting Option	BD RD SC SD	Butterfly Disc Round Disc Shallow Can Small Disc

Dim to Warm options. Please read below for ratings at 350mA:

Beam Angle	Colour Range	Wattage	Lumens	CRI (Min)
12° - 24° - 36°	1800 - 2700	13.5	1000	90
24° - 36°	1850 - 3100	10.7	1330	90
24° - 36°	1850 - 3100	12	1520	90
24° - 36°	1850 - 3100	15.8	1870	90