

AVAILABLE NOW

MODELLO i
Brushed Bronze

i40SQ.BB

The award-winning Modello i Collection now expands its stocked offering to include a Brushed Bronze finish across both round and square bar styles. Designed to complement today's most sought-after bathroom palettes, this addition brings greater flexibility to an already versatile collection.

BRUSHED BRONZE AVAILABLE NOW

ROUND BAR

SKU	WIDTH	PRICE
i20RO.BB	20"	US\$550 CAD\$1,100
i40RO.BB	40"	US\$740 CAD\$1,450
i59RO.BB	59"	US\$1,020 CAD\$2,000

SQUARE BAR

SKU	WIDTH	PRICE
i20SQ.BB	20"	US\$550 CAD\$1,100
i40SQ.BB	40"	US\$740 CAD\$1,450
i59SQ.BB	59"	US\$1,020 CAD\$2,000

ADDITIONAL FINISHES COMING SOON

POLISHED NICKEL



i20RO.PN
i40RO.PN
i59RO.PN

i20SQ.PN
i40SQ.PN
i59SQ.PN

PVD BRUSHED BLACK



i20RO.PBB
i40RO.PBB
i59RO.PBB


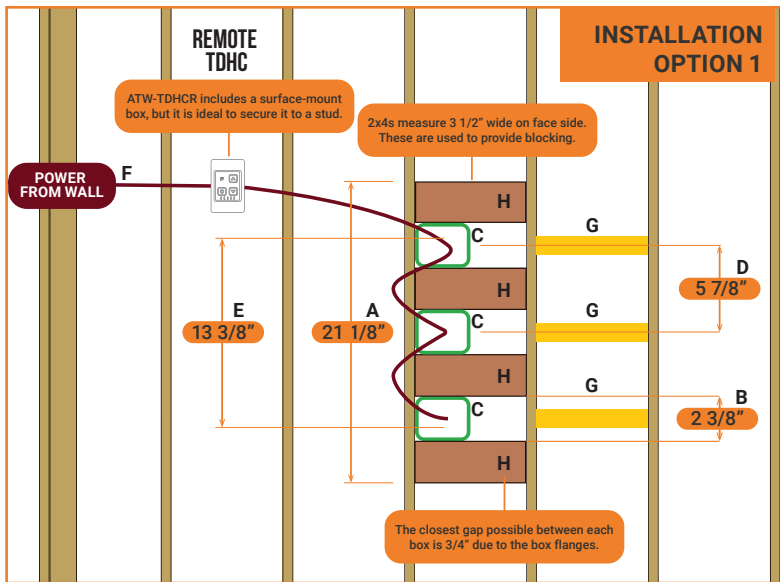
i20SQ.PBB
i40SQ.PBB
i59SQ.PBB

SKU	WIDTH	PRICE
i20RO/SQ	20"	US\$550 CAD\$1,100
i40RO/SQ	40"	US\$740 CAD\$1,450
i59RO/SQ	59"	US\$1,020 CAD\$2,000

MODELLO i PLANNING GUIDE

3-Bar Horizontal Setup

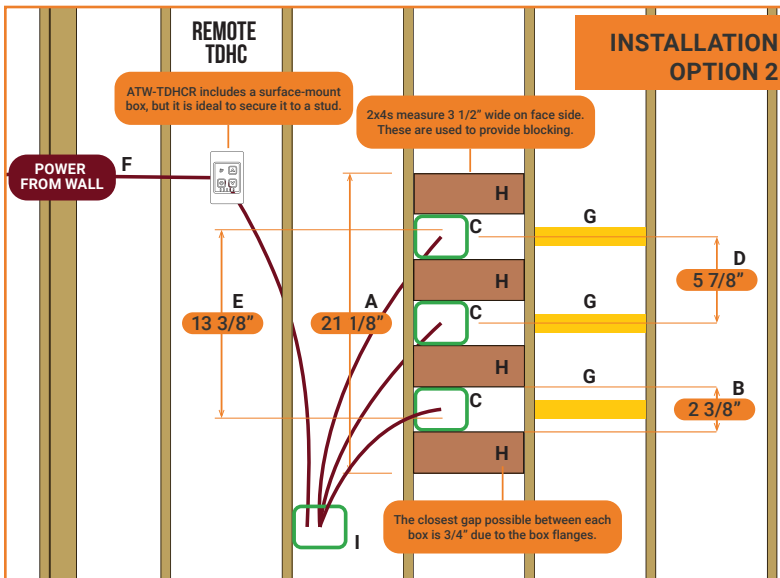
This layout shows a standard 3-bar configuration. If desired, you can modify the spacing or add additional bars to suit your specific needs and preferences.



These images show two options for wiring the Modello i towel bars. Both options are ETL certified, but National Electrical Code (NEC) requirements supersede ETL wiring methods. Depending on the local electrical codes, option 2 may be the required wiring configuration.

Option 1: Wired in series - power supply from wall run to Remote TDHC. A wire is then run from the remote TDHC to the first bar, then from the first bar to the second bar. Each subsequent bar is wired from the previous bar.

Option 2: Wired in parallel - power supply from wall run to Remote TDHC. A wire is then run to a separate junction box. From junction box, separate wires are run to each individual bar.



A - Top of blocking to bottom
B - Gap between blocking for concealed wall box
C - Concealed wall box placement (ATW-CWB)

D - Center-to-center between boxes
E - Distance from top of 1st bar to bottom of 3rd bar
F - Wires from wall to the ATW-TDHC

G - Blocking for non-electrical mounting point
H - Blocking for concealed wall box (ATW-CWB)
I - Standard Junction Box

ITEMS	LIST PRICE	COST
i20RO.BB x 3	US\$550 / CAD \$1,100	US\$1,650 / CAD \$3,300
ATW-CWB x 3	US\$100 / CAD \$160	US\$300 / CAD \$480
ATW-TDHC-BB x 1	US\$480 / CAD \$740	US\$480 / CAD \$740
TOTAL:		US\$2,430 / CAD \$4,520



SCAN FOR
MODELLO i
INSTALLATION
GUIDE



www.ambaproducts.com | +1(404) 350-9738



SCAN FOR
MODELLO i
TECHNICAL
DRAWINGS