

ASHLEY **AN** NORTON



SOLID BRASS COLLECTION
EDITION 26



Refer to cabinet hardware catalog for brass cabinet hardware and appliance pull pricing.

TABLE OF CONTENTS

FINISHES	4
ORDERING GUIDE	5
WARRANTY	7
LEVERS	9
KNOBS	10
MODERN LEVERSETS	12
AMERICAN LEVERSETS	20
DESIGNER KNOBSETS	24
DEADBOLTS	28
ENTRANCE HARDWARE	30
MULTIPOINT HARDWARE	34
DOOR STOPS	41
HINGES	42
POCKET DOOR HARDWARE	44
EDGE/FLUSH PULLS	46
BATH ACCESSORIES	48
RETURNS POLICY	50
TERMS AND CONDITIONS	51

STOCKED FINISHES



Satin Nickel (4)



Flat Black (BK)



Dark Oil Rubbed (8)
(Living Finish)



Polished Chrome (9)



Polished Nickel (4B)
(Living Finish)




Satin Brass (3S)

SPECIAL FINISHES



Unlacquered Brass (3U)
(Living Finish)



Polished Brass (3)



Burnished Brass (BB)



Ashley Norton brass products are available in multiple finishes. Dark Oil Rubbed (8), Polished Nickel (4B) and Unlacquered Brass (3U) are dynamic. These "living finishes" will take on unique hues as age, climate and touch work their charm, creating an ever changing patina.

FINISH	ASHLEY	US	BHMA
Flat Black	BK	19	622
Dark Oil Rubbed	8	10B	613
Satin Nickel	4	15	619
Polished Nickel	4B	14	618
Polished Chrome	9	26	625
Polished Brass	3	3	605
Satin Brass	3S	4	606
Burnished Brass	BB	-	-
Unlacquered Brass	3U	3NL	-

ORDERING GUIDE

Most combinations of lever/knob, Rose/escutcheon and finish may be combined to create a unique piece for each project. Knobs may not be combined with our RE, AN or TA concealed Roses, or with multipoint trim.

BC	.	3750	.	30	.	R	.	8	-	2 ¾
Rose/ Escutcheon		Lever/ Knob		Function		Handing (guide on next page)		Finish		Backset 2 ¾" or 2 ¾" for tubular sets 2 ½" or 2 ¾" for mortise sets

Our interior handlesets are supplied as standard with fasteners for 1 ⅜" - 1 ¾" doors^(a) and a full lipped strike. If your application is for a thicker door or requires a T Strike, please specify at the time of ordering. Exterior handlesets and deadbolts are supplied as standard with fasteners for 1 ¾" door. Further details in table below.

Handing is not required for passage and privacy sets with our RE, AN and TA concealed screw Roses, or our UB, SQ and SE escutcheons unless a split finish is specified.



	STANDARD	OPTION
Please call to verify suitability for any doors thicker than 2 ½"		
TUBULAR PASSAGE / PRIVACY SETS		
Door thickness	1 ⅜" - 1 ¾" ^(a)	Up to: 3" (passage); 2 ½" (privacy)
Backset	2 ⅜"	2 ¾"
Strike	Full Lipped Strike	T Strike
DEADBOLTS		
Door thickness	1 ¾"	Up to: 3" (standard); 2 ¼" (double-keyed)
Backset	2 ⅜"	2 ¾"
TUBULAR ENTRYSETS		
Door thickness	1 ¾"	Up to 3" - see footnote (b) below
Backset	2 ⅜"	2 ¾"
Strike	Full Lipped Strike	T Strike
MORTISE ENTRYSETS		
Door thickness	1 ¾"	Up to 3"
Backset	2 ½"	2 ¾"
Strike	Mortise strike	Mortise strike
MULTIPOINT TRIM		
Door thickness	1 ¾"	Up to 2 ¼" (inquire if thicker)
Strike	Not included	Not included

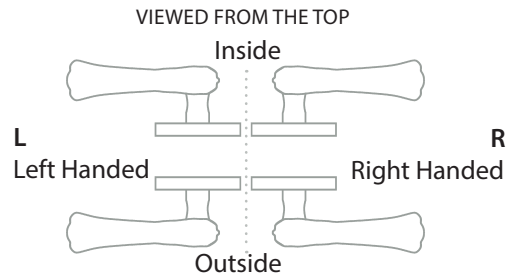
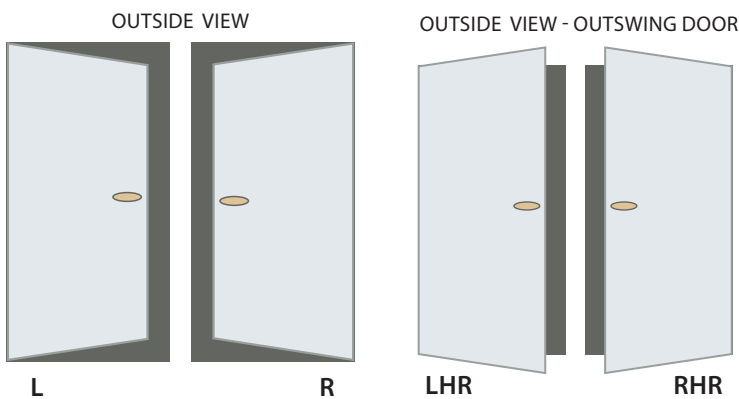
(a) Flat plates (FS and FR Roses) require a minimum 1 ¾" door thickness

(b) Max. thickness for tubular gripset is 2 ½"

HANDING GUIDE

Door handing is always determined from outside of the room or home. The side of the door that the hinges are on determines the handing of the door. For mortise sets, we need to know the swing direction of the door. Most doors swing in, but if the door swings outwards, designate this as reverse swing.

- L** = Left Hand
- R** = Right Hand
- LHR** = Left Hand Reverse (needed for mortise sets only)
- RHR** = Right Hand Reverse (needed for mortise sets only)



MORTISE LOCK OPTIONS



ANSI F12 Entry Accurate 9148B Lock

- Latch bolt by key outside and lever either side unless outside lever is locked by toggle action stop
- Deadbolt by key outside and turn piece inside
- Turning inside lever retracts latch and deadbolt simultaneously, **outside lever remains locked until manually unlocked by toggle**



ANSI F13 Dormitory Accurate 9124B Lock

- Latch bolt by lever either side
- Deadbolt by key outside and turn piece inside
- A turn of inside lever retracts latch and deadbolt simultaneously, **automatically unlocking outside lever**

WARRANTY

Residential Warranty

Ashley Norton Inc. extends a 10 year mechanism warranty to the original residential purchaser, providing the product has been installed in strict accordance with our installation instructions. The only obligation of Ashley Norton Inc. will be to repair or replace the defective product or parts upon presentation, together with proof of purchase dated within the warranty period. We assume no liability for any labor charges regarding the removal or reinstallation of the products; nor will we cover any freight, postage, or handling expense. This warranty does not cover damage caused by accident, misuse, abuse, tampering, extreme climatic conditions, improper installation or products used in commercial applications.

Finish Warranty - Internal Use

When used internally, Ashley Norton Inc. extends warranties as indicated below to the original residential purchaser and limited to the location where the product was originally installed. The finish warranty does not cover scratches, abuse, misuse, accident, external use, or where the product has been used in commercial application.

DOOR HARDWARE FINISH CODE	FINISH NAME	WARRANTY (INTERIOR USE ONLY)
BK	Flat Black	10 years
8	Dark Oil Rubbed	No warranty
4	Satin Nickel	10 years
4B	Polished Nickel	No warranty
9	Polished Chrome	10 years
3	Polished Brass	10 years
3S	Satin Brass	10 years
BB	Burnished Brass	10 years
3U	Unlacquered Brass	No warranty

Our Dark Oil Rubbed (8) finish is a 'living finish' and may lighten, highlight, oxidize or rub off in places due to frequency of use; therefore, such events do not constitute a defect. Our Polished Nickel (4B) and Unlacquered Brass (3U) finishes are not lacquered and may tarnish due to environmental exposure. Thus Ashley Norton Inc., cannot guarantee our Dark Oil Rubbed (8), Polished Nickel (4B) or Unlacquered Brass (3U) finishes and therefore, Ashley Norton Inc. will not have any obligation to repair or replace such finishes under this warranty.


Finish Warranty - External Use

Lacquered finishes will deteriorate when exposed to the atmosphere, particularly salt air, direct sunlight and pollution. Plated finishes will endure these conditions longer than lacquered finishes, however even these will not remain unaffected by the environment. Our Dark Oil Rubbed is a living finish and will age naturally. Ashley Norton cannot guarantee finishes where used externally.

Exclusion of Incidental and Consequential Damages

In no event shall Ashley Norton be liable for any incidental or consequential damages arising from the sale or use of our products. We assume no liability for any labor charges regarding the removal or reinstallation of the products; nor will we cover any freight, postage, or handling expense related to the product. The only obligation upon Ashley Norton Inc. will be to repair or replace the defective product or parts upon presentation, together with proof of purchase dated within the warranty period.





MODERN LEVERSETS

LUXE

DESIGNER

CLASSIC



Knurled Bauhaus (1255)



Knurled Phoenix (2385)



Knurled Fountain (2395)



Reeded Fountain (2398)



Reeded Bauhaus (1258)




Hammered Bauhaus (1253)



Dual Tone Theo (1237)



Meridian (3100)



Bauhaus (1250)



Atlas (3750)



Milan (6420)



Apollo (4500)



Claros (1970)



Phoenix (2380)



Fountain (2390)



Lugano (6225)



Noah (3640)



Lena (2352)



Lucas (1940)



Bauhaus Mitre (2270)



Mason (4545)



Theo (1239)



Alexis (3890)



Challenger (6000)

AMERICAN LEVERSETS

SIGNATURE



Colonial (4900)



Alessa (8300)



Grace (4940)

DESIGNER



Churchill (5000)



Chesterfield (1700)



Chester (2000)

DESIGNER KNOBSETS

DESIGNER KNOBS



Helios (8800)



Newport (9900)



Richmond (9880)



Windsor (9000)



Carlisle (6600)



Owen (5490)



Knurled Helios (8805)

ROSES / ESCUTCHEONS



RE
2 1/2" x 2 1/2"




BC
2 1/2" x 2 1/2"



BL
2 1/2" x 2 1/2"




FS
2 1/2" x 2 1/2"



AN
2 3/8" Dia.



TA
2 3/8" Dia.



BA
2 1/2" Dia.



BT
2 1/2" Dia.



FR
2 1/2" Dia.



UB
3 3/8" x 2 1/2"



UM
5" x 2 1/2"



SQ
5" x 2 1/2"



SE
11" x 2 1/2"

LUXE MODERN LEVERSETS



A




B



C



D



E



F



**A. Hammered Bauhaus Lever (1253)
with BL Rose
in Unlacquered Brass (3U)**

**B. Knurled Fountain Lever (2395)
with RE Rose
in Satin Nickel (4)**





















**C. Knurled Phoenix Lever (2385)
with FS Rose
in Flat Black (BK)**

**D. Reeded Bauhaus Lever (1258)
with BC Rose
in Satin Nickel (4)**

**E. Dual Tone Theo Lever (1237)
with BC Rose
in Flat Black (BK) and
Polished Nickel (4B)**

**F. Knurled Bauhaus Lever (1255)
with BA Rose
in Burnished Brass (BB)**

LUXE MODERN LEVERSETS

ROSE	HAND REQ.	FUNCTION/ PRICE	LEVER	FINISHES	
BC		Yes	Passage - 30 \$346	Knurled Bauhaus (1255) 	Stocked Satin Nickel (4) Flat Black (BK) Dark ORB (8) Polished Chrome (9) Polished Nickel (4B) Satin Brass (3S)
BL		Yes	Privacy - 20 \$346	Knurled Fountain (2395)⁽¹⁾ 	
BA		Yes	Single Dummy - 40 \$173	Knurled Phoenix (2385) 	
BT		Yes	Full Dummy - 42 \$346	Reeded Bauhaus (1258) 	
UB		No		Reeded Fountain (2398)⁽¹⁾ 	
RE		No	Passage - 30 \$398	Hammered Bauhaus (1253) 	
AN		No	Privacy - 20 \$398	Dual Tone Theo (1237) 	
TA		No	Single Dummy - 40 \$199	Stem for Dual Tone Theo matches backplate. Specify finish for accent bar in parentheses after product code. For example, BA.1237.30.R.BK(3U) designates black rose, with black stem and unlacquered brass bar. If Dual Tone option is not required, see standard Theo lever on page 17.	
FS ⁽²⁾		Yes	Full Dummy - 42 \$398		
FR ⁽²⁾		Yes			
UM		Yes			
SQ		No			
SE		No	Passage - 30 \$458 Privacy - 20 \$458 Single Dummy - 40 \$229		

(1) Fountain lever may not be combined with AN Rose
 (2) Minimum 1 3/4" door thickness required for FS and FR Roses.
 (*) Made to order finishes are not returnable



DESIGNER MODERN LEVERSETS



Mason Lever (4545)
with AN Rose



Atlas Lever (3750)
with BA Rose



Apollo Lever (4500)
with UB Rose



Phoenix Lever (2380)
with FS Rose



Milan Lever (6420)
with AN Rose



Noah Lever (3640)
with BA Rose

DESIGNER MODERN LEVERSETS



Fountain Lever (2390)
with BA Rose




Lucas Lever (1940)
with BC Rose



Lugano Lever (6225)
with BA Rose




Bauhaus Lever (1250)
with RE Rose



Apollo Lever (4500)
with BC Rose



Meridian Lever (3100)
with UM Rose



DESIGNER MODERN LEVERSETS



Noah Lever (3640)
with BA Rose



Lena Lever (2352)
with BC Rose




Claros Lever (1970)
with BA Rose



Meridian Lever (3100)
with RE Rose



Bauhaus Mitre Lever (2270)
with AN Rose



Theo Lever (1239)
with BC Rose



DESIGNER MODERN LEVERSETS

ROSE	HAND REQ.	FUNCTION/ PRICE	LEVER	FINISHES	
BC	Yes	Passage - 30 \$294	Lugano (6225)	Stocked Satin Nickel (4) Flat Black (BK) Dark ORB (8) Polished Chrome (9) Polished Nickel (4B) Satin Brass (3S)	
BL	Yes	Privacy - 20 \$294	Claros (1970)		
BA	Yes	Single Dummy - 40 \$147	Phoenix (2380)		
BT	Yes	Full Dummy - 42 \$294	Fountain (2390) ⁽¹⁾		
UB	No		Meridian (3100)		
RE	No	Passage - 30 \$356	Bauhaus (1250)		
AN	No	Privacy - 20 \$356	Atlas (3750)		Non-Stock^(*) Polished Brass (3) Burnished Brass (BB) Unlacq. Brass (3U)
TA	No	Single Dummy - 40 \$178	Milan (6420)		
FS ⁽²⁾	Yes	Full Dummy - 42 \$356	Apollo (4500)		
FR ⁽²⁾	Yes		Lena (2352)		
UM	Yes		Noah (3640)		
SQ	No		Lucas (1940)		
SE	No	Passage - 30 \$416 Privacy - 20 \$416 Single Dummy - 40 \$208	Mason (4545) Bauhaus Mitre (2270) Theo (1239) For Dual Tone Theo, see page 13.		

(1) Fountain lever may not be combined with AN Rose.
 (*) Made to order finishes are not returnable.

(2) Minimum 1 3/4" door thickness required for FR and FS Roses.



CLASSIC MODERN LEVERSETS



A



B



C



D


















E



- A. Alexis Lever (3890) with AN Rose in Polished Chrome (9)
- B. Challenger Lever (6000) with AN Rose in Satin Nickel (4)
- C. Challenger Lever (6000) with AN Rose in Polished Chrome (9)
- D. Alexis Lever (3890) with RE Rose in Satin Nickel (4)
- E. Alexis Lever (3890) with BA Rose in Dark Oil Rubbed (8)

CLASSIC MODERN LEVERSETS

ROSE	HAND REQ.	FUNCTION/ PRICE	LEVER	FINISHES	
BC		Yes	Passage - 30 \$232	 Alexis (3890)  Challenger (6000)	Stocked Satin Nickel (4) Flat Black (BK) Dark ORB (8) Polished Chrome (9) Polished Nickel (4B) Satin Brass (3S)
BL		Yes	Privacy - 20 \$232		
BA		Yes	Single Dummy - 40 \$116		
BT		Yes	Full Dummy - 42 \$232		
UB		No			
RE		No	Passage - 30 \$298	Non-Stock(*) Polished Brass (3) Burnished Brass (BB) Unlacq. Brass (3U)	
AN		No	Privacy - 20 \$298		
TA		No	Single Dummy - 40 \$149		
FS ⁽¹⁾		Yes	Full Dummy - 42 \$298		
FR ⁽¹⁾		Yes			
UM		Yes			
SQ		No			
SE		No	Passage - 30 \$358 Privacy - 20 \$358 Single Dummy - 40 \$179		

(1) Minimum 1 3/4" door thickness required for FR and FS Roses.

(*) Made to order finishes are not returnable.



SIGNATURE AMERICAN LEVERSETS



A



B



C




D



E



F



**A. Alessa Lever (8300)
with AN Rose
in Polished Nickel (4B)**

**B. Grace Lever (4940)
with AN Rose
in Flat Black (BK)**

**C. Colonial Lever (4900)
with TA Rose
in Satin Nickel (4)**

**D. Colonial Lever (4900)
with BL Rose
in Polished Nickel (4B)**

**E. Alessa Lever (8300)
with BL Rose
in Burnished Brass (BB)**

**F. Alessa Lever (8300)
with RE Rose
in Dark Oil Rubbed (8)**

SIGNATURE AMERICAN LEVERSETS

ROSE	HAND REQ.	FUNCTION/ PRICE	LEVER	FINISHES
BC	Yes	Passage - 30 \$346	Colonial (4900)	Stocked Satin Nickel (4) Flat Black (BK) Dark ORB (8) Polished Chrome (9) Polished Nickel (4B) Satin Brass (3S)
BL	Yes	Privacy - 20 \$346	Alessa (8300)	
BA	Yes	Single Dummy - 40 \$173	Grace (4940)	
BT	Yes	Full Dummy - 42 \$346		
UB	No			
RE	No	Passage - 30 \$398		Non-Stock(*) Polished Brass (3) Burnished Brass (BB) Unlacq. Brass (3U)
AN	No	Privacy - 20 \$398		
TA	No	Single Dummy - 40 \$199		
FS ⁽¹⁾	Yes	Full Dummy - 42 \$398		
FR ⁽¹⁾	Yes			
UM	Yes			
SQ	No			
SE	No	Passage - 30 \$458 Privacy - 20 \$458 Single Dummy - 40 \$229		

(1) Minimum 1 3/4" door thickness required for FR and FS Roses.

(*) Made to order finishes are not returnable.



DESIGNER AMERICAN LEVERSETS



A



B



C



D



E



A. **Churchill Lever (5000)**
with TA Rose
in Dark Oil Rubbed (8)

















B. **Chester Lever (2000)**
with TA Rose
in Satin Nickel (4)

C. **Churchill Lever (5000)**
with TA Rose
in Burnished Brass (BB)

D. **Chester Lever (2000)**
with TA Rose
in Flat Black (BK)

E. **Chesterfield Lever (1700)**
with TA Rose
in Polished Brass (3)

DESIGNER AMERICAN LEVERSETS

ROSE	HAND REQ.	FUNCTION/ PRICE	LEVER	FINISHES
BC		Yes	Passage - 30 \$294	 Churchill (5000)  Chesterfield (1700)  Chester (2000)
BL		Yes	Privacy - 20 \$294	
BA		Yes	Single Dummy - 40 \$147	
BT		Yes	Full Dummy - 42 \$294	
UB		No		
RE		No	Passage - 30 \$356	Stocked Satin Nickel (4) Flat Black (BK) Dark ORB (8) Polished Chrome (9) Polished Nickel (4B) Satin Brass (3S) Non-Stock(*) Polished Brass (3) Burnished Brass (BB) Unlacq. Brass (3U)
AN		No	Privacy - 20 \$356	
TA		No	Single Dummy - 40 \$178	
FS ⁽¹⁾		Yes	Full Dummy - 42 \$356	
FR ⁽¹⁾		Yes		
UM		Yes		
SQ		No		
SE		No	Passage - 30 \$416 Privacy - 20 \$416 Single Dummy - 40 \$208	

(1) Minimum 1 3/4" door thickness required for FR and FS Roses.

(*) Made to order finishes are not returnable.



DESIGNER KNOBSETS



A



B



C



D



DESIGNER KNOBSETS



E

- A. **Helios Knob (8800)**
with **FR Rose**
in Dark Oil Rubbed (8)
- B. **Newport Knob (9900)**
with **BT Rose**
in Polished Chrome (9)
- C. **Richmond Knob (9880)**
with **BT Rose**
in Polished Nickel (4B)
- D. **Carlisle Knob (6600)**
with **BA Rose**
in Satin Brass (3S)
- E. **Windsor Knob (9000)**
with **SQ Plate**
in Satin Nickel (4)

DESIGNER KNOBSETS




A



B



C



D



E

A. Owen Knob (5490)
with BL Rose
in Burnished Brass (BB)

B. Knurled Helios Knob (8805)
with BA Rose
in Flat Black (BK)














C. Knurled Helios Knob (8805)
with UB Plate
in Polished Chrome (9)

D. Knurled Helios Knob (8805)
with BC Rose
in Satin Brass (3S)

E. Owen Knob (5490)
with BL Rose
in Satin Nickel (4)



DESIGNER KNOBSETS

ROSE	HAND REQ.	FUNCTION/ PRICE	KNOB	FINISHES	
BA  BC  BL  BT  UB 	No	Passage - 30 \$294 Privacy - 20 \$294 Single Dummy - 40 \$147 Full Dummy - 42 \$294	Owen (5490)  Knurled Helios (8805)  Helios (8800)  Newport (9900)  Richmond (9880)  Windsor (9000) 	Stocked Satin Nickel (4) Flat Black (BK) Dark ORB (8) Polished Chrome (9) Polished Nickel (4B) Satin Brass (3S)	
	No	Passage - 30 \$356 Privacy - 20 \$356 Single Dummy - 40 \$178 Full Dummy - 42 \$356	Carlisle (6600) 		Non-Stock^(*) Polished Brass (3) Burnished Brass (BB) Unlacq. Brass (3U)
	No	Single Dummy - 40 \$178 Full Dummy - 42 \$356			
	No	Full Dummy - 42 \$356			
	No	Single Dummy - 40 \$208			
SE 	No	Passage - 30 \$416 Privacy - 20 \$416 Single Dummy - 40 \$208			






Maximum 2 1/2" door thickness for all knobsets.

(1) Minimum 1 3/4" door thickness required for FR and FS Roses.

(*) Made to order finishes are not returnable.



DEADBOLTS

DEADBOLT	FUNCTION	STOCKED FINISH	MADE TO ORDER FINISHES*	PRICE
City Square Deadbolt (no keycover) 2 1/2" x 2 1/2" 	DB4180 Single Keyed	Satin Nickel (4) Flat Black (BK) Dark Oil Rubbed (8) Polished Chrome (9) Polished Nickel (4B) Satin Brass (3S)	Polished Brass (3) Burnished Brass (BB) Unlacquered Brass (3U)	\$156
	DB4280 Double Keyed			\$168
	DB4770 Patio Deadbolt			\$156
City Square Deadbolt 2 1/2" x 2 1/2" 	DB4170 Single Keyed	Satin Nickel (4) Flat Black (BK) Dark Oil Rubbed (8) Polished Chrome (9) Polished Nickel (4B) Satin Brass (3S)	Polished Brass (3) Burnished Brass (BB) Unlacquered Brass (3U)	\$156
	DB4230 Double Keyed			\$168
	DB4770 Patio Deadbolt			\$156
Contemporary Round Deadbolt Diameter: 2 1/2" 	DB4110 Single Keyed	Satin Nickel (4) Flat Black (BK) Dark Oil Rubbed (8) Polished Chrome (9) Polished Nickel (4B) Satin Brass (3S)	Polished Brass (3) Burnished Brass (BB) Unlacquered Brass (3U)	\$156
	DB4200 Double Keyed			\$168
	DB4710 Patio Deadbolt			\$156
Traditional Deadbolt Diameter: 2 1/2" 	DB4190 Single Keyed	Satin Nickel (4) Flat Black (BK) Dark Oil Rubbed (8) Polished Chrome (9) Polished Nickel (4B) Satin Brass (3S)	Polished Brass (3) Burnished Brass (BB) Unlacquered Brass (3U)	\$156
	DB4290 Double Keyed			\$168
	DB4790 Patio Deadbolt			\$156
Rectangular Deadbolt 3" x 2 1/2" 	DB4150 Single Keyed	Satin Nickel (4) Flat Black (BK) Dark Oil Rubbed (8) Polished Chrome (9) Polished Nickel (4B) Satin Brass (3S)	Polished Brass (3) Burnished Brass (BB) Unlacquered Brass (3U)	\$156
	DB4250 Double Keyed			\$168

Deadbolts suit standard door thickness of 1 3/4". Specify if thicker door: up to 3" for single-keyed deadbolts; 2 1/4" for double-keyed deadbolts. For 1 3/8" doors, or for use with a Level Bolt on a 1 3/4" door, a collar is required, see below.



(*) Made to order finishes are not returnable.

Collars for 1 3/8" doors and Level Bolt

If deadbolt is to be installed on a 1 3/8" door, or in conjunction with a Level Bolt on a 1 3/4" door, a collar is required.

ITEM	COMPATIBLE WITH	PRICE
DB4180-COLLAR	DB4180, DB4170	\$52
DB4100-COLLAR	DB4110, DB4190	\$52

PRIVACY BOLTS

PRIVACY BOLT	STOCKED FINISH	MADE TO ORDER FINISHES*	PRICE
V4043 Privacy Bolt Diameter: 2 1/8" 	Satin Nickel (4) Flat Black (BK) Dark Oil Rubbed (8) Polished Chrome (9) Polished Nickel (4B) Satin Brass (3S)	Polished Brass (3) Burnished Brass (BB) Unlacquered Brass (3U)	\$110
RE4043 Privacy Bolt 2 1/8" x 2 1/8" 	Satin Nickel (4) Flat Black (BK) Dark Oil Rubbed (8) Polished Chrome (9) Polished Nickel (4B) Satin Brass (3S)	Polished Brass (3) Burnished Brass (BB) Unlacquered Brass (3U)	\$110

(*) Made to order finishes are not returnable.



MORTISE ENTRY HANDLESETS



UBSGL Escutcheon
 Exterior: 17" x 2 ½"
 Interior: 10" x 2 ½"
 Shown with Meridian 3100 lever
 in Satin Nickel (4)



SQSGL Escutcheon
 Exterior: 18" x 3"
 Interior: 11" x 2 ½"
 Shown with Apollo 4500 lever
 in Dark Oil Rubbed (8)

ESCUTCHEON	LEVER OR KNOB	FUNCTION	CODE	HANDING	STOCKED FINISH	MADE TO ORDER FINISHES*	BACKSET	PRICE
UBSGL	See pages 9 to 10 for lever and knob options	Mortise Entry ANSI F12 ⁽¹⁾	10	LH/RH LR/RR	Satin Nickel (4) Flat Black (BK) Dark Oil Rubbed (8) Polished Chrome (9) Polished Nickel (4B) Satin Brass (3S)	Polished Brass (3) Burnished Brass (BB) Unlacq. Brass (3U)	2 ½" 2 ¾"	\$1,450
		Dormitory ANSI F13 ⁽²⁾	11					\$1,450
SQSGL		Full Dummy	42					\$1,006

Minimum 1 ¾" door thickness, maximum 3" thickness. For doors 2 ½" or thicker, a \$150 list upcharge applies.

Handing is required for all mortise entrysets. If doors swing out, this must be specified.

(1) With ANSI F12 entry lock, retracting deadbolt by using turnpiece or inside lever leaves thumbatch locked, until toggle on side of lock is operated.

(2) With ANSI F13 dormitory lock, retracting deadbolt by using turnpiece or inside lever unlocks the outside thumbatch.

(*) Made to order finishes are not returnable.

MORTISE ENTRY HANDLESETS



UBMOR Escutcheon
10" x 2 1/2"
Shown with Apollo 4500 lever
in Dark Oil Rubbed (8)



SQMOR Escutcheon
13" x 2 1/2"
Shown with Hampton 4000 lever
in Satin Brass (3S)

Commercial functions such as Storeroom, Classroom or Office quoted on request.

ESCUTCHEON	LEVER OR KNOB	FUNCTION	CODE	HANDING	STOCKED FINISH	MADE TO ORDER FINISHES*	BACKSET	PRICE
UBMOR	See pages 9 to 10 for lever and knob options	Mortise Entry ANSI F12 ⁽¹⁾	12	LH/RH LR/RR	Satin Nickel (4) Flat Black (BK) Dark Oil Rubbed (8) Polished Chrome (9) Polished Nickel (4B) Satin Brass (3S)	Polished Brass (3) Burnished Brass (BB) Unlacq. Brass (3U)	2 1/2" 2 3/4"	\$1,230
		Dormitory ANSI F13 ⁽²⁾	13					\$1,230
SQMOR		Full Dummy	22		SQMOR is made to order in all finishes	Satin Nickel (4) Flat Black (BK) Dark Oil Rubbed (8) Polished Chrome (9) Polished Nickel (4B) Satin Brass (3S) Polished Brass (3) Burnished Brass (BB) Unlacq. Brass (3U)		\$790

Minimum 1 3/4" door thickness, maximum 3" thickness. For doors 2 1/2" or thicker, a \$150 list upcharge applies.

Handing is required for all mortise entrysets. If doors swing out, this must be specified.

(1) With ANSI F12 lock, retracting deadbolt using turnpiece or inside lever leaves outside lever locked, until toggle on side of lock is operated.

(2) With ANSI F13 dormitory lock, retracting deadbolt by using turnpiece or inside lever unlocks the outside lever.

(*) Made to order finishes are not returnable.



TUBULAR ENTRY HANDLESETS



UBTUB Escutcheon
 Exterior: 17" x 2 1/2"
 Interior: 10 1/2" x 2 1/2"
 Shown with Helios 8800 knob
 in Polished Chrome (9)



SQTUB Escutcheon
 Exterior: 18" x 3"
 Interior: 11" x 2 1/2"
 Shown with Windsor 9000 knob
 in Satin Nickel (4)

ESCUTCHEON	LEVER OR KNOB	FUNCTION	CODE	HANDING	STOCKED FINISH	MADE TO ORDER FINISHES*	BACKSET	PRICE
UBTUB	See pages 9 to 10 for lever and knob options	Tubular Entry	50	LH/RH	Satin Nickel (4) Flat Black (BK) Dark Oil Rubbed (8) Polished Chrome (9) Polished Nickel (4B) Satin Brass (3S)	Polished Brass (3) Burnished Brass (BB) Unlacq. Brass (3U)	2 3/8" 2 3/4"	\$850
		Full Dummy	42					
Tubular Entry		50						
SQTUB		Full Dummy	42					

Minimum 1 3/4" door thickness, maximum 2 1/2" thickness.

Suitable for doors with standard 5 1/2" centers.

(* Made to order finishes are not returnable.

TUBULAR ENTRY HANDLESETS



UBLES Escutcheon
10" x 2 ½"
Shown with Atlas 3750 lever
in Dark Oil Rubbed (8)



SQLES Escutcheon
13" x 2 ½"
Shown with Everest 7100 lever
in Dark Oil Rubbed (8)

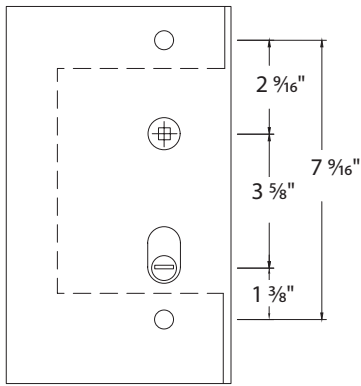
ESCUTCHEON	LEVER OR KNOB	FUNCTION	CODE	HANDING	STOCKED FINISH	MADE TO ORDER FINISHES*	BACKSET	PRICE
UBLES	See pages 9 to 10 for lever and knob options	Tubular Entry	50	LH/RH	Satin Nickel (4) Flat Black (BK) Dark Oil Rubbed (8) Polished Chrome (9) Polished Nickel (4B) Satin Brass (3S)	Polished Brass (3) Burnished Brass (BB) Unlacq. Brass (3U)	2 ¾" 2 ¾"	\$580
		Full Dummy	42					
SQLES		Tubular Entry	50					
		Full Dummy	42					

Minimum 1 ¾" door thickness. Maximum 3" door thickness.

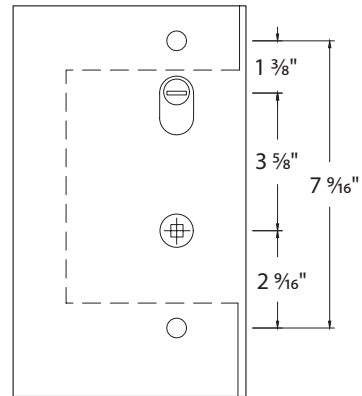
Suitable for doors with standard 5 ½" centers.

(* Made to order finishes are not returnable.

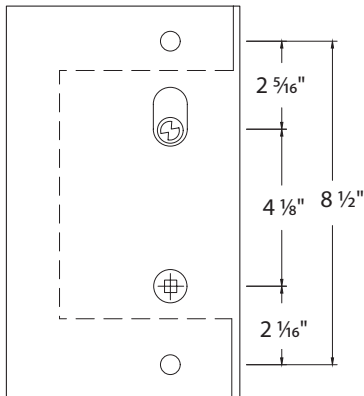
MULTIPOINT CONFIGURATIONS



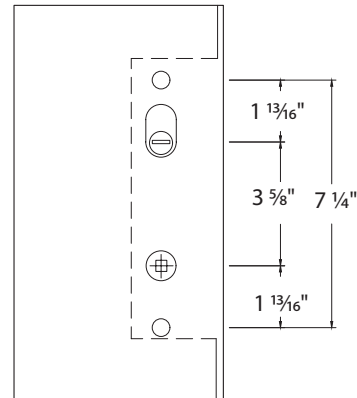
Configuration 1 LP1 – Lever High / American cylinder
Lever-high American cylinder locks with 92mm CTC
e.g. G-U locks, Lepage Millwork
Not for Marvin Integrity doors
Page 35



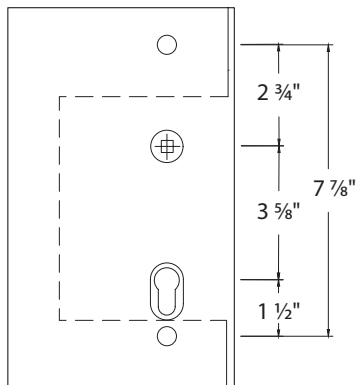
Configuration 2 EG4 - Lever Low / American cylinder
Lever-low American cylinder locks with 92mm CTC
e.g. G-U locks, Sierra Pacific Wisconsin Product (formerly Hurd), Biltbest
Page 36



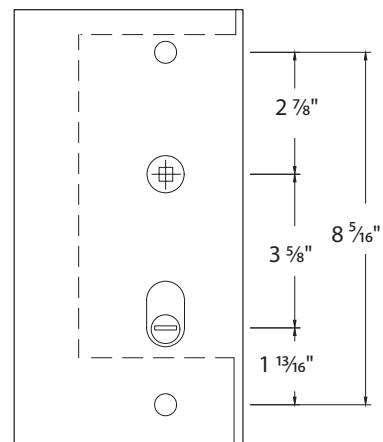
Configuration 3 AD4 – Andersen locks
Lever-low Andersen locks with 105mm CTC
Page 37



Configuration 4 MR4 – Ashland locks
Lever-low Ashland locks with 92mm CTC
e.g. Caradco, JELD-WEN⁽¹⁾, Marvin⁽²⁾, PGT and Weather Shield⁽¹⁾
Page 38



Configuration 5 EU4 – Europrofile cylinder
Lever-high Europrofile cylinder locks with 92mm CTC
e.g. Hoppe locks, JELD-WEN⁽¹⁾, Kolbe, KFV, Lincoln, Loewen, Norco, Peachtree, Semco, Weather Shield⁽¹⁾, Sierra Pacific⁽³⁾, Windsor and Vetter
Page 39



Configuration 6 US4 – Lever High / American cylinder
Lever-high American cylinder locks with 92mm CTC
e.g. G-U locks, Milgard, Pella
Page 40

(1) JELD-WEN and Weather Shield may use either Hoppe or Ashland locks.

(2) For true Marvin doors only, not suitable for Integrity.

(3) Sierra Pacific Wisconsin Product (formerly Hurd) uses G-U locks, see Configuration 2

MULTIPOINT HANDLESETS - CONFIGURATION 1

AMERICAN CYLINDER BELOW LEVER (92MM CTC)



UBLP4 Escutcheon
 10" x 1 3/4"
 Shown with Apollo 4500 lever
 in Polished Nickel (4B)



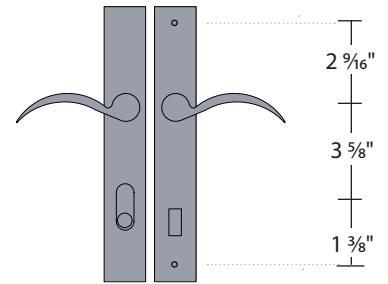
SQLP4 Escutcheon
 10" x 1 3/4"
 Shown with Hampton 4000 lever
 in Dark Oil Rubbed (8)

Configuration 1

Suitable for Lepage Millwork, lever high G-U locks, and other locks operated by American cylinder with 92mm CTC. For Pella and Milgard doors, see Configuration 6.

Doors require Patio (53) function on secondary panel of double doors where active multipoint hardware is present.

Door manufacturers listed for reference only and subject to change.



ESCUTCHEON	LEVER	FUNCTION	CODE	HANDING	STOCKED FINISH	MADE TO ORDER FINISHES*	PRICE
UBLP4		Keyed Entry	55	LH/RH	Satin Nickel (4) Flat Black (BK) Dark Oil Rubbed (8)	Satin Brass (3S) Polished Brass (3) Polished Nickel (4B) Polished Chrome (9) Burnished Brass (BB) Unlacq. Brass (3U)	\$466
		Patio	53				
		Full Dummy	42				
SQLP4	See pages 9 to 10 for lever options	Keyed Entry	55	LH/RH		Satin Nickel (4) Flat Black (BK) Dark Oil Rubbed (8) Polished Chrome (9) Polished Nickel (4B) Satin Brass (3S) Polished Brass (3) Burnished Brass (BB) Unlacquered Brass (3U)	\$466
		Patio	53				
		Full Dummy	42				

Screw to screw: 7 9/16"

(*) Made to order finishes are not returnable.

Ensure necessary opening/closing clearance when using any Fountain design lever. Distance from center of stem to end of lever overhang is 3/4".

MULTIPOINT HANDLESETS - CONFIGURATION 2

AMERICAN CYLINDER ABOVE LEVER (92MM CTC)



UBEG4 Escutcheon
10" x 1 3/4"
Shown with Apollo 4500 lever
in Satin Brass (3S)



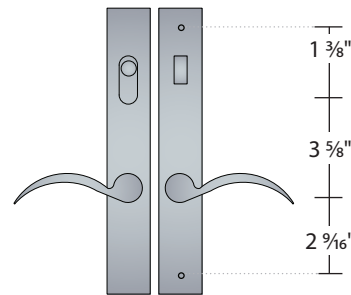
SQEG4 Escutcheon
10" x 1 3/4"
Shown with Hampton 4000 lever
in Dark Oil Rubbed (8)

Configuration 2

Suitable for Sierra Pacific Wisconsin Product (formerly Hurd), Biltbest and others utilizing G-U locks operated by American tailpiece with 92mm CTC.

Doors require Patio (53) function on secondary panel of double doors where active multipoint hardware is present.

Door manufacturers listed for reference only and subject to change.



ESCUTCHEON	LEVER	FUNCTION	CODE	HANDING	STOCKED FINISH	MADE TO ORDER FINISHES*	PRICE
UBEG4	See pages 9 to 10 for lever options	Keyed Entry	55	LH/RH	Satin Nickel (4) Flat Black (BK) Dark Oil Rubbed (8)	Satin Brass (3S) Polished Brass (3) Polished Nickel (4B) Polished Chrome (9) Burnished Brass (BB) Unlacq. Brass (3U)	\$466
		Patio	53				
		Full Dummy	47				
SQEG4		Keyed Entry	55		Satin Nickel (4) Flat Black (BK) Dark Oil Rubbed (8) Polished Chrome (9) Polished Nickel (4B) Satin Brass (3S) Polished Brass (3) Burnished Brass (BB) Unlacquered Brass (3U)	\$466	
		Patio	53				
		Full Dummy	47				

Screw to screw: 7 9/16"

(*) Made to order finishes are not returnable.

Ensure necessary opening/closing clearance when using any Fountain design lever. Distance from center of stem to end of lever overhang is 3/4".

MULTIPOINT HANDLESETS - CONFIGURATION 3

ANDERSEN LOCKS (105MM CTC)



UBAD4 Escutcheon
10" x 1 3/4"
Shown with Apollo 4500 lever
in Polished Nickel (4B)



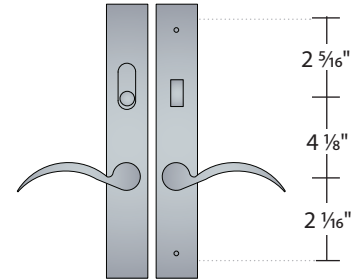
SQAD4 Escutcheon
10" x 1 3/4"
Shown with Colonial 4900 lever
in Satin Brass (3S)

Configuration 3

Suitable for Andersen locks with 105mm CTC.

Andersen's double doors require a Passive (39) function on the secondary panel of double doors.

Door manufacturers listed for reference only and subject to change.



ESCUTCHEON	LEVER	FUNCTION	CODE	HANDING	STOCKED FINISH	MADE TO ORDER FINISHES*	PRICE
UBAD4	See pages 9 to 10 for lever options	Keyed Entry	55	LH/RH	Satin Nickel (4) Flat Black (BK) Dark Oil Rubbed (8)	Satin Brass (3S) Polished Brass (3) Polished Nickel (4B) Polished Chrome (9) Burnished Brass (BB) Unlacq. Brass (3U)	\$466
		Patio	53				
		Passive	39				
SQAD4		Keyed Entry	55		Satin Nickel (4) Flat Black (BK) Dark Oil Rubbed (8) Polished Chrome (9) Polished Nickel (4B) Satin Brass (3S) Polished Brass (3) Burnished Brass (BB) Unlacquered Brass (3U)	\$466	
		Patio	53				
		Passive	39				

Screw to screw: 8 1/2"

(*) Made to order finishes are not returnable.

Ensure necessary opening/closing clearance when using any Fountain design lever. Distance from center of stem to end of lever overhang is 3/4".



To order: Escutcheon + Lever + Function + Handing + Finish
Add door thickness to comments

MULTIPOINT HANDLESETS - CONFIGURATION 4

HANDLESETS FOR ASHLAND LOCKS



UBMR4 Escutcheon
10" x 1 3/4"
Shown with Atlas 3750 lever
in Satin Nickel (4)



SQMR4 Escutcheon
10" x 1 7/8"
Shown with Chester 2000 lever
in Satin Nickel (4)



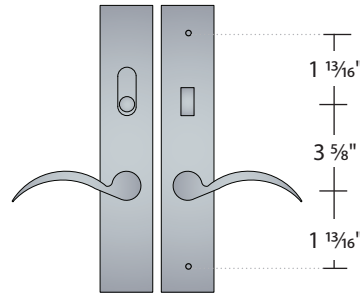
SPMR4 Escutcheon
11 1/2" x 1 7/8"
Shown with Churchill 5000 lever
in Dark Oil Rubbed (8)

Configuration 4

Suitable for Caradco, JELD-WEN⁽¹⁾, Marvin⁽²⁾, PGT and Weather Shield⁽¹⁾ doors, and others using Ashland multipoint locks.

Marvin and Weather Shield doors require Passive (39) function on secondary panel of double doors where active multipoint hardware is present.

Door manufacturers listed for reference only and subject to change.



ESCUTCHEON	LEVER	FUNCTION	CODE	HANDING	STOCKED FINISH	MADE TO ORDER FINISHES*	PRICE
UBMR4	See pages 9 to 10 for lever options	Keyed Entry	55	LH/RH	Satin Nickel (4) Flat Black (BK) Dark Oil Rubbed (8)	Satin Brass (3S) Polished Brass (3) Polished Chrome (9) Polished Nickel (4B) Burnished Brass (BB) Unlacq. Brass (3U)	\$466
		Patio	53				
		Passive ⁽³⁾	39				
		Full Dummy	47				
SQMR4		Keyed Entry	55		Satin Nickel (4) Flat Black (BK) Dark Oil Rubbed (8) Polished Chrome (9) Polished Nickel (4B) Satin Brass (3S) Polished Brass (3) Burnished Brass (BB) Unlacquered Brass (3U)	\$466	
		Patio	53				
		Passive ⁽³⁾	39				
		Full Dummy	47				
SPMR4		Keyed Entry	55		Satin Nickel (4) Flat Black (BK) Dark Oil Rubbed (8) Polished Chrome (9) Polished Nickel (4B) Satin Brass (3S) Polished Brass (3) Burnished Brass (BB) Unlacquered Brass (3U)	\$466	
		Patio	53				
		Passive ⁽³⁾	39				
		Full Dummy	47				

Screw to screw: 7 1/4". (* Made to order finishes are not returnable.

(1) JELD-WEN and Weather Shield doors may use either Hoppe or Ashland locks depending on product range and manufacture date.

(2) For true Marvin doors only, not suitable for Elevate (formerly Integrity).

(3) Passive function has operable levers, no key cylinder or thumbturn. Marvin and Weather Shield doors require Passive function on the secondary panel of double doors where active multipoint hardware is present.



MULTIPOINT HANDLESETS - CONFIGURATION 5

PROFILE CYLINDER BELOW LEVER (92MM CTC)



UBEU4 Escutcheon
10" x 1 3/4"
Shown with Centaur 3490 lever
in Dark Oil Rubbed (8)



SQEU4 Escutcheon
10" x 1 3/4"
Shown with Churchill 5000 lever
in Dark Oil Rubbed (8)

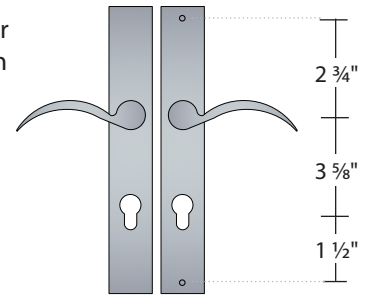
Configuration 5

Suitable for JELD-WEN⁽¹⁾, Kolbe, KFV, Lincoln, Loewen, Norco, Peachtree, Semco, Weather Shield⁽¹⁾, Sierra Pacific⁽²⁾, Windsor and Vetter doors, and others utilizing Hoppe locks with 92mm CTC.

Doors require Patio (58) function on secondary panel of double doors where active multipoint hardware is present.

Door manufacturers listed for reference and subject to change.

Offset cylinder available for certain 2 1/4" doors. Contact us for details.



ESCUTCHEON	LEVER	FUNCTION	CODE	HANDING	STOCKED FINISH	MADE TO ORDER FINISHES*	PRICE
UBEU4	See pages 9 to 10 for lever options	Keyed Entry	57	LH/RH	Satin Nickel (4) Flat Black (BK) Dark Oil Rubbed (8)	Satin Brass (3S) Polished Brass (3) Polished Nickel (4B) Polished Chrome (9) Burnished Brass (BB) Unlacq. Brass (3U)	\$466
		Patio	58				
		Full Dummy	42				
SQEU4	See pages 9 to 10 for lever options	Keyed Entry	57		Contact us to discuss options and pricing before ordering split finish keyed entry sets, or for 2 1/4" doors as special profile cylinders may be required.	Satin Nickel (4) Flat Black (BK) Dark Oil Rubbed (8) Polished Chrome (9) Polished Nickel (4B) Satin Brass (3S) Polished Brass (3) Burnished Brass (BB) Unlacquered Brass (3U)	\$466
		Patio	58				
		Full Dummy	42				

Unless otherwise specified, we assume the lock is centered within door. Offset cylinders are available for certain 2 1/4" applications, contact us for details and pricing.

Screw to screw: 7 7/8"

Ensure necessary opening/closing clearance when using any Fountain design lever. Distance from center of stem to end of lever overhang is 3/4".

(* Made to order finishes are not returnable.

(1) JELD-WEN and Weather Shield doors may use either Hoppe or Ashland locks depending on product range and manufacture date.

(2) Sierra Pacific Wisconsin Product (formerly Hurd) uses G-U locks, see Configuration 2

MULTIPOINT HANDLESETS - CONFIGURATION 6

AMERICAN CYLINDER BELOW LEVER (92MM CTC)



UBUS4 Escutcheon
10" x 1 3/4"
Shown with Apollo 4500 lever
in Polished Chrome (9)



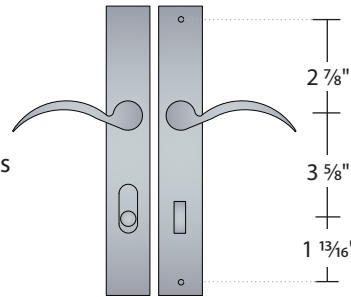
SQUS4 Escutcheon
10" x 1 3/4"
Shown with Colonial 4900 lever
in Satin Brass (3S)

Configuration 6

Suitable for Pella and Milgard doors, and others utilizing American tailpiece with 92mm CTC.

Doors require Patio (53) function on secondary panel of double doors where active multipoint hardware is present.

Door manufacturers listed for reference and subject to change.



ESCUTCHEON	LEVER	FUNCTION	CODE	HANDING	STOCKED FINISH	MADE TO ORDER FINISHES*	PRICE
UBUS4		Keyed Entry	55	LH/RH	Satin Nickel (4) Flat Black (BK) Dark Oil Rubbed (8)	Satin Brass (3S) Polished Brass (3) Polished Nickel (4B) Polished Chrome (9) Burnished Brass (BB) Unlacq. Brass (3U)	\$466
		Patio	53				
		Full Dummy	42				
SQUS4	See pages 9 to 10 for lever options	Keyed Entry	55	LH/RH		Satin Nickel (4) Flat Black (BK) Dark Oil Rubbed (8) Polished Chrome (9) Polished Nickel (4B) Satin Brass (3S) Polished Brass (3) Burnished Brass (BB) Unlacquered Brass (3U)	\$466
		Patio	53				
		Full Dummy	42				

Screw to screw: 8 5/16"

(*) Made to order finishes are not returnable.

Ensure necessary opening/closing clearance when using any Fountain design lever. Distance from center of stem to end of lever overhang is 3/4".

DOOR STOPS

DOOR STOPS	STOCKED FINISH	MADE TO ORDER FINISHES*	PRICE
<p>C131 Baseboard Door Stop 3" Length Shown in Burnished Brass (BB)</p> 	<p>Satin Nickel (4) Flat Black (BK) Dark Oil Rubbed (8) Polished Chrome (9) Polished Nickel (4B) Satin Brass (3S)</p>	<p>Polished Brass (3) Burnished Brass (BB) Unlacq. Brass (3U)</p>	\$24
<p>V1081 Wall Mounted Door Stop 3" Length Shown in Satin Brass (3S)</p> 	<p>Satin Nickel (4) Flat Black (BK) Dark Oil Rubbed (8) Polished Chrome (9) Polished Nickel (4B) Satin Brass (3S)</p>	<p>Polished Brass (3) Burnished Brass (BB) Unlacq. Brass (3U)</p>	\$34
<p>V1084 Square Wall Mounted Door Stop 3" Length Shown in Polished Chrome (9)</p> 	<p>Satin Nickel (4) Flat Black (BK) Dark Oil Rubbed (8) Polished Chrome (9) Polished Nickel (4B) Satin Brass (3S)</p>	<p>Polished Brass (3) Burnished Brass (BB) Unlacq. Brass (3U)</p>	\$34
<p>C134 Goose Neck Door Stop Footprint: 2 1/4" x 1 3/8" Height: 2" to center of rubber, 2 1/2" total Shown in Dark Oil Rubbed (8)</p> 	<p>Satin Nickel (4) Flat Black (BK) Dark Oil Rubbed (8) Polished Chrome (9) Polished Nickel (4B) Satin Brass (3S)</p>	<p>Polished Brass (3) Burnished Brass (BB) Unlacq. Brass (3U)</p>	\$55
<p>V1088 Round Floor Mounted Door Stop Base Dia.: 1 1/2" Height: 1 1/8" Shown in Satin Brass (3S)</p> 	<p>Satin Nickel (4) Flat Black (BK) Dark Oil Rubbed (8) Polished Chrome (9) Polished Nickel (4B) Satin Brass (3S)</p>	<p>Polished Brass (3) Burnished Brass (BB) Unlacq. Brass (3U)</p>	\$38
<p>V1089 Floor Mounted Door Stop Footprint: 1 1/8" x 1 1/8" Height: 1 3/8" Shown in Satin Nickel (4)</p> 	<p>Satin Nickel (4) Flat Black (BK) Dark Oil Rubbed (8) Polished Chrome (9) Polished Nickel (4B) Satin Brass (3S)</p>	<p>Polished Brass (3) Burnished Brass (BB) Unlacq. Brass (3U)</p>	\$38
<p>V1083 Round Door Stop Diameter: 1 1/8" Height: 1 3/4" Shown in Dark Oil Rubbed (8)</p> 	<p>Satin Nickel (4) Flat Black (BK) Dark Oil Rubbed (8) Polished Chrome (9) Polished Nickel (4B) Satin Brass (3S)</p>	<p>Polished Brass (3) Burnished Brass (BB) Unlacq. Brass (3U)</p>	\$38
<p>HIN-F-HPS Hinge Stop Size: 1 3/4" x 2 3/8" Shown in Satin Brass (3S)</p> 	<p>Satin Nickel (4) Flat Black (BK) Dark Oil Rubbed (8) Polished Chrome (9) Polished Nickel (4B) Satin Brass (3S)</p>	<p>Polished Brass (3) Burnished Brass (BB) Unlacq. Brass (3U)</p>	\$29

(*) Made to order finishes are not returnable.

SOLID BRASS HINGES



Ashley Norton offers hinges to complement our Solid Brass door hardware. Our plain bearing, full mortise hinges are manufactured from solid brass extrusions to current ANSI template specifications.

- Manufactured from solid brass extrusions to ensure strength and precision tolerance.
- Full mortise, plain bearing hinges featuring removable grade 304 stainless steel pin to resist corrosion
- Template screw hole location for use with wood doors and frames
- Supplied as standard with button finials, ball and knurled finials available
- Finials threaded into barrel of hinge to prevent pin from rising
- Hinges beveled on inside leaf to obtain tight fit when viewing in closed position

Hinge stop available see previous page



HIN-F-BAL



HIN-F-KNL

ITEM NO.	DESCRIPTION	WT. / BOX	THICKNESS	SCREWS INCLUDED
HIN3535	3 1/2" x 3 1/2" Plain Bearing Hinge	1.4 lb	0.123"	6 x #10 x 1" screws per hinge
HIN4040	4" x 4" Plain Bearing Hinge	1.8 lb	0.130"	8 x #12 x 1 1/4" screws per hinge
HIN4545	4 1/2" x 4 1/2" Plain Bearing Hinge	2.1 lb	0.134"	8 x #12 x 1 1/4" screws per hinge

ITEM NO.	DESCRIPTION	QUANTITY	STOCKED FINISH	MADE TO ORDER FINISHES*	PRICE
HIN3535	3 1/2" x 3 1/2" Plain Bearing Hinge	Each	Satin Nickel (4) Flat Black (BK)	Polished Brass (3) Burnished Brass (BB) Unlacq. Brass (3U)	\$54
HIN4040	4" x 4" Plain Bearing Hinge	Each	Dark Oil Rubbed (8) Polished Chrome (9) Polished Nickel (4B)		\$63
HIN4545	4 1/2" x 4 1/2" Plain Bearing Hinge	Each	Satin Brass (3S)		\$70
HIN-F-BAL	Ball Finial Finial compatible only with square corner hinges.	Pair		Satin Nickel (4) Flat Black (BK) Dark Oil Rubbed (8) Polished Chrome (9) Polished Nickel (4B) Satin Brass (3S) Polished Brass (3) Burnished Brass (BB) Unlacquered Brass (3U)	\$22
HIN-F-KNL	Knurled Finial Finial compatible only with square corner hinges.	Pair	Satin Nickel (4) Flat Black (BK) Dark Oil Rubbed (8) Polished Chrome (9) Polished Nickel (4B) Satin Brass (3S)	Polished Brass (3) Burnished Brass (BB) Unlacq. Brass (3U)	\$25

NRP option available, \$16.00 list upcharge per hinge.

(*) Made to order finishes are not returnable.

RADIUS CORNER HINGES

GENERAL INFORMATION

- Manufactured from solid brass extrusions, to allow for higher strength and tolerance
- Supplied with button finials
- Decorative Finials will not work with radius corner hinges

TECHNICAL FEATURES

- 3 ½" x 3 ½" and 4" x 4" residential duty hinges with ⅜" (0.094") thickness
- Available with ¼" and ⅝" radius corners
- Supplied with #10 x 1" screws
- 4" x 4" hinges feature zig-zag screw pattern
- Removable pin made from grade 304 stainless steel to resist corrosion

ITEM	SIZE	CORNER	THICKNESS		PRICE
HNR.3514	3 ½" x 3 ½"	¼" radius	0.094"	Each	\$38
HNR.3558	3 ½" x 3 ½"	⅝" radius	0.094"	Each	\$38
HNR.4014	4" x 4"	¼" radius	0.094"	Each	\$44
HNR.4058	4" x 4"	⅝" radius	0.094"	Each	\$44

NRP option not offered with radius corner hinges



HNR.3514 - 3 ½" x 3 ½" with ¼" radius



HNR.3558 - 3 ½" x 3 ½" with ⅝" radius



HNR.4014 - 4" x 4" with ¼" radius



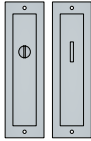
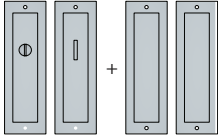
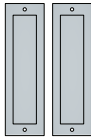

HNR.4058 - 4" x 4" with ⅝" radius

POCKET DOOR HARDWARE



Sliding/Pocket Door Hardware Shown in Satin Nickel (4) finish

Plate Dimensions: 7 3/4" x 2 1/4"
 Plate Depth: 7/16"
 Minimum door thickness 1 3/4"
 Maximum door thickness 2 1/4"

ESCUTCHEON	FUNCTION	STOCKED FINISH	MADE TO ORDER FINISHES*	PRICE
	C1840.25 <ul style="list-style-type: none"> • Privacy Function • Includes Mortise Lock / Pull • Minimum Door Thickness 1 3/4" 	Satin Nickel (4) Flat Black (BK) Dark Oil Rubbed (8) Polished Chrome (9) Polished Nickel (4B) Satin Brass (3S)	Polished Brass (3) Burnished Brass (BB) Unlacq. Brass (3U)	\$660
	C1840.25 DBL <ul style="list-style-type: none"> • Privacy Function for Double Doors • Includes Mortise Lock / Pull and Mortise Strike / Pull • Minimum Door Thickness 1 3/4" 	Satin Nickel (4) Flat Black (BK) Dark Oil Rubbed (8) Polished Chrome (9) Polished Nickel (4B) Satin Brass (3S)	Polished Brass (3) Burnished Brass (BB) Unlacq. Brass (3U)	\$1,320
	C1840.34 <ul style="list-style-type: none"> • Passage Function • Includes Accurate 2000 Pull <p>For larger 2002CPDP Pull, add \$100 to list price.</p>	Satin Nickel (4) Flat Black (BK) Dark Oil Rubbed (8) Polished Chrome (9) Polished Nickel (4B) Satin Brass (3S)	Polished Brass (3) Burnished Brass (BB) Unlacq. Brass (3U)	\$540
	C1840.40 <ul style="list-style-type: none"> • Flush Pull • Single Pull Supplied • No lock 	Satin Nickel (4) Flat Black (BK) Dark Oil Rubbed (8) Polished Chrome (9) Polished Nickel (4B) Satin Brass (3S)	Polished Brass (3) Burnished Brass (BB) Unlacq. Brass (3U)	\$105

(*) Made to order finishes are not returnable.

POCKET DOOR HARDWARE



Sliding/Pocket Door Hardware

Shown in Satin Brass (3S)

Plate Dimensions: 2 1/4" x 2 1/4"

Lip thickness: 2mm (5/64")

Plate Depth: 9/32"

Minimum door thickness 1 3/8"

Maximum door thickness 2 1/4"

Must be surface mounted on 1 3/8" doors

ESCUTCHEON	FUNCTION	STOCKED FINISH	MADE TO ORDER FINISHES*	PRICE
	<p>C1870.25</p> <ul style="list-style-type: none"> • Privacy Function • Includes Mortise Lock / Pull • Minimum Door Thickness 1 3/8" 	Satin Nickel (4) Flat Black (BK) Dark Oil Rubbed (8) Polished Chrome (9) Polished Nickel (4B) Satin Brass (3S)	Polished Brass (3) Burnished Brass (BB) Unlacq. Brass (3U)	\$550
	<p>C1870.25 DBL</p> <ul style="list-style-type: none"> • Privacy Function for Double Doors • Includes Mortise Lock / Pull and Mortise Strike / Pull • Minimum Door Thickness 1 3/8" 	Satin Nickel (4) Flat Black (BK) Dark Oil Rubbed (8) Polished Chrome (9) Polished Nickel (4B) Satin Brass (3S)	Polished Brass (3) Burnished Brass (BB) Unlacq. Brass (3U)	\$1,100
	<p>C1870.34</p> <ul style="list-style-type: none"> • Passage Function • Includes Accurate 2000 Pull <p>For larger 2002CPDP Pull, add \$100 to list price.</p>	Satin Nickel (4) Flat Black (BK) Dark Oil Rubbed (8) Polished Chrome (9) Polished Nickel (4B) Satin Brass (3S)	Polished Brass (3) Burnished Brass (BB) Unlacq. Brass (3U)	\$430
	<p>C1870.40</p> <ul style="list-style-type: none"> • Flush Pull • Single Pull Supplied • No lock 	Satin Nickel (4) Flat Black (BK) Dark Oil Rubbed (8) Polished Chrome (9) Polished Nickel (4B) Satin Brass (3S)	Polished Brass (3) Burnished Brass (BB) Unlacq. Brass (3U)	\$45


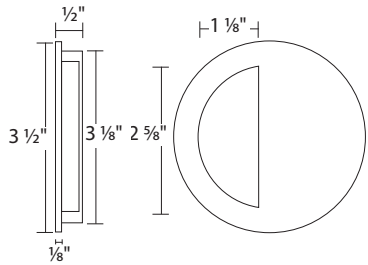

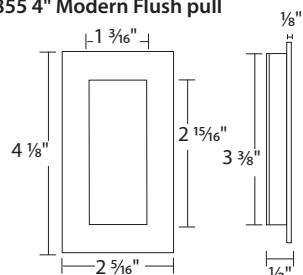

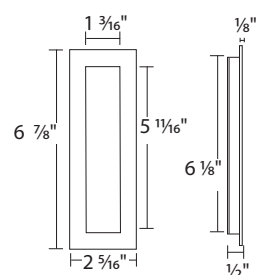

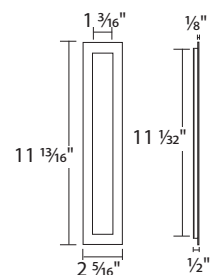
(*) Made to order finishes are not returnable.

EDGE PULLS AND FLUSH PULLS


EDGE/FLUSH PULL	CODE/ DIMENSIONS	STOCKED FINISH	MADE TO ORDER FINISHES*	PRICE
	C1165 Edge pull 	Satin Nickel (4) Flat Black (BK) Dark Oil Rubbed (8) Polished Chrome (9) Polished Nickel (4B) Satin Brass (3S)	Polished Brass (3) Burnished Brass (BB) Unlacq. Brass (3U)	\$32
	C1820 4" or 6" Flush pull 	Satin Nickel (4) Flat Black (BK) Dark Oil Rubbed (8) Polished Chrome (9) Polished Nickel (4B) Satin Brass (3S)	Polished Brass (3) Burnished Brass (BB) Unlacq. Brass (3U)	C1820 4" \$42 C1820 6" \$64
	C1860 Square Flush Pull 	Satin Nickel (4) Flat Black (BK) Dark Oil Rubbed (8) Polished Chrome (9) Polished Nickel (4B) Satin Brass (3S)	Polished Brass (3) Burnished Brass (BB) Unlacq. Brass (3U)	\$36
	C1862 Elevator Flush Pull 	Satin Nickel (4) Flat Black (BK) Dark Oil Rubbed (8) Polished Chrome (9) Polished Nickel (4B) Satin Brass (3S)	Polished Brass (3) Burnished Brass (BB) Unlacq. Brass (3U)	\$76

(*) Made to order finishes are not returnable.

EDGE PULLS AND FLUSH PULLS

EDGE/FLUSH PULL	CODE/ DIMENSIONS	STOCKED FINISH	MADE TO ORDER FINISHES*	PRICE
	C1845 Round Half Moon Flush pull 	Satin Nickel (4) Flat Black (BK) Dark Oil Rubbed (8) Polished Chrome (9) Polished Nickel (4B) Satin Brass (3S)	Polished Brass (3) Burnished Brass (BB) Unlacq. Brass (3U)	\$44
	C1855 4" Modern Flush pull 	Satin Nickel (4) Flat Black (BK) Dark Oil Rubbed (8) Polished Chrome (9) Polished Nickel (4B) Satin Brass (3S)	Polished Brass (3) Burnished Brass (BB) Unlacq. Brass (3U)	\$44
	C1855 7" Modern Flush pull 	Satin Nickel (4) Flat Black (BK) Dark Oil Rubbed (8) Polished Chrome (9) Polished Nickel (4B) Satin Brass (3S)	Polished Brass (3) Burnished Brass (BB) Unlacq. Brass (3U)	\$74
	C1855 12" Modern Flush pull 	Satin Nickel (4) Flat Black (BK) Dark Oil Rubbed (8) Polished Chrome (9) Polished Nickel (4B) Satin Brass (3S)	Polished Brass (3) Burnished Brass (BB) Unlacq. Brass (3U)	\$120

(*) Made to order finishes are not returnable.



BRASS BATH ACCESSORIES



MT9430-TWR Knurled Towel Ring



MT9430-TPH Knurled Tissue Holder




MT9430-B09, B18, B24, B30 Knurled Towel Bar
Available in 9", 18", 24", 30"



MT8435-001-Single Brass Hook



MT8425-001-Single Knurled Hook



MT8425-002-Double Knurled Hook

For complete specifications and pricing, please refer to our Cabinet Hardware Catalog.



RETURNS POLICY

Returned goods will not be accepted without prior written authorization. Minimum net amount for return of hardware is \$25.00 except in case of Ashley Norton error.

All requests for RGAs must be made in writing within 60 days of original invoice date. RGA numbers are valid for 30 days from date of issuance and will not be re-issued. A minimum 30% restock charge plus freight will apply to current SATIN NICKEL (4), FLAT BLACK (BK), DARK OIL RUBBED (8), POLISHED CHROME (9), POLISHED NICKEL (4B) or SATIN BRASS (3S) items returned in original condition and packaging and having a factory issued RGA number. **Items sold in other finishes, including split finishes are not returnable.** If a factory defect is claimed, an RGA will be issued for inspection purposes only. Any credit due will be determined upon inspection; approved returns will be credited. All returns must be shipped freight pre-paid.

ITEMS IN POLISHED BRASS (3), BURNISHED BRASS (BB), UNLACQUERED BRASS (3U) OR SPLIT FINISHES ARE NON-RETURNABLE. CUSTOM ITEMS AND SETS PRODUCED IN SPLIT FINISHES ARE NOT RETURNABLE.

Special order or discontinued items will not be accepted for return except in case of manufacturing error.

TERMS AND CONDITIONS

Terms

Net 30 (subject to credit check and account approval). A monthly finance charge, computed at a periodic rate of 18% will be added to all past due accounts. The amount of credit we extend to a customer is subject to change or limitation at any time, either before or after delivery of any part thereof, of an order. Payment in advance may be required prior to delivery. If a customer's account is in arrears, we shall have the right, in addition to all other legal remedies and without prejudice to any other of our rights, to defer further shipments until payment is received. We reserve the right to require payment in advance when considered necessary. All goods supplied remain the property of Ashley Norton Inc. until paid in full; provided, however, that risk of loss for such items shall be borne entirely by the Buyer upon delivery of such goods by Ashley Norton Inc. (F.O.B. Pompton Plains, NJ) as detailed below. All accounts that are deemed consistently problematic in the sole discretion of Ashley Norton Inc. including but not limited to untimely payments, excessive ordering errors or excessive returns are subject to closure at Ashley Norton Inc.'s discretion.

Prices

All prices are subject to change without prior notice. All orders accepted will be priced according to the prevailing price at time of shipment. Orders delayed due to "on hold" account status will be charged at the price effective on date of shipment. All prices are exclusive of all local, state and federal taxes. Wherever applicable, such taxes will be added to the invoice as a separate charge to be paid by the Buyer.

Claims

Any claims for shortages must be made in writing within 14 days from date of invoice. Any claims for defective merchandise or billing errors must be made in writing within 30 days from date of invoice. No claim will be allowed for work or modifications done by others, for incidental or consequential damages, or for other expenditures. The liability of Ashley Norton Inc., is limited to its obligation to repair or replace defective goods as set forth in our warranty.

Minimum Order

Ashley Norton Inc. has established no minimum order and reserves the right to refuse any order in whole or in part.

Specifications

Sizes and designs may be changed without notification. Ashley Norton Inc. reserves the right to discontinue products without prior notice.

Order Cancellations & Changes

Ashley Norton Inc. will attempt to comply with faxed or emailed order changes or cancellations, however, we cannot guarantee that they can be accomplished before shipment. Handling charges will apply if goods had been manufactured prior to processing a change or cancellation request. Orders for nonstock or special items cannot be cancelled or changed without consent from Ashley Norton Inc. Where items have not been manufactured, we will endeavor to action a cancellation or change request. However, where items have been manufactured any cancellation or change is subject to approval by Ashley Norton Inc. and will result in a handling charge of up to the full order value.

Disputes

All disputes relating in any way to these Terms and Conditions of Sale shall be resolved in an appropriate court located in the State of New Jersey, and such disputes shall be governed entirely by New Jersey law.



210 West Parkway Suite 1
Pompton Plains, NJ 07444
United States
Tel: (973) 835 4027
Toll Free: (800) 393 1097

ashleynorton.com
info@ashleynorton.com

Printed in United States