

Linkasink

Overview PK - 2025



VANITIES



SINKS



DRAINS

Since 1995 Linkasink had been on the forefront of Design and Style.

INTRODUCTION SLIDE - SINKS



BATH COLLECTION



KITCHEN COLLECTION



BAR COLLECTION

We have 3 main categories of sinks:

Bath Room Sinks
Kitchen Sinks
Bar / Prep Sinks

What we do.

INTRODUCTION SLIDE - VANITIES



BLACK VANITIES WITH ARTISAN HARDWARE



WHITE VANITIES WITH ARTISAN HARDWARE



WOOD GRAIN VANITIES



WHITE WITH ARTISAN SHELL DOORS



BLACK VANITIES - CLASSIC COLLECTION



WHITE VANITIES - CLASSIC COLLECTION

Specialty Vanities
Unique and impossible to knock off.

INTRODUCTION SLIDE - HARDWARE



3" HARDWARE



8" HARDWARE



18" HARDWARE



STAR HARDWARE

Bold & Beautiful

Hand Crafted by Skilled Artisans



INTRODUCTION SLIDE - DRIANS



GRID STRAINER



DECORATIVE GRID STRAINER



LIFT AND TURN



POP-UP WITH LIFT ROD



POP-UP WITH DECORATIVE TOP




B/

PART 1

“THIN METALS”

Such as brass, copper, and stainless steel.



We can do custom work in thin metals.

Sinks made from these “THIN METALS”
Come in many Shapes, Sizes, and Finishes.
Hammered, Smooth, Satin or Polished.


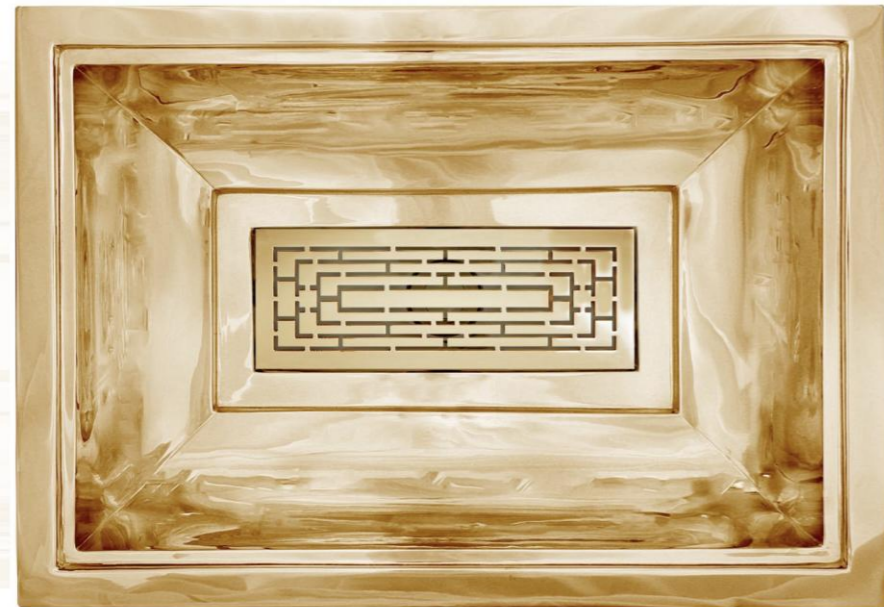


Un-Lacquered Brass

Living finishes will age gracefully but they can always be restored.



Our Brass is Un-Lacquered



B039
Tiffany
Rectangular
Smooth Metal With Grate Options
Drop-In | Undermount
OD: 21.75" x 15.25 x 6.5" | ID: 19.75" x 13.25"
1.5" Drain Opening

[Spec Sheet](#)

Available Drains: [D004](#) , [D006](#) , [D008](#) / **D005 without grate***

Sink Finish:

- ✓ Select Sink Finish
 - Polished Stainless Steel (PS)
 - Satin Stainless Steel (SS)
 - Polished Unlacquered Brass (PB)
 - Satin Unlacquered Brass (UB)

Grate:

Select Grate

✓ Select Grate

- No Grate
- Filigree in Polished White Bronze (G001P)
- Filigree in Polished Unlacquered Brass (G001PB)
- Leaves in Polished White Bronze (G002P)
- Leaves in Polished Unlacquered Brass (G002PB)
- Spoke in Polished Stainless Steel (G003PS)
- Spoke in Polished Unlacquered Brass (G003PB)
- Hawaiian Quilt Polished Stainless Steel (G004PS)
- Hawaiian Quilt Polished Unlacquered Brass (G004PB)
- Grill Polished White Bronze (G005P)
- Grill Polished Unlacquered Brass (G005PB)


Grates and Drain Covers are always sold separately.

Smooth Metals (CS Series)

Recent Additions

6 Finishes, 4 Shapes & 3 drain sizes

- Satin Stainless & Polished Stainless
- Satin & Polished Un-lacquered Brass
- Satin & Polished Rose Gold (copper)



STAINLESS STEEL

Polished or Satin / Hammered or Smooth
(A perfect alternative to Nickel Plating)



Low maintenance.



PART 2

Builders Series

18 Gauge



BLD101 SMALL ROUND



BLD102 LARGE ROUND



BLD103 OVAL



BLD104 FLAT ROUND




BLD105 SQUARE






BLD106 COCO SMOOTH

A thinner gauge, but just as effective.



A few Builders Series sinks.




NEW FINISHES 2025

for Hammered Builder Series Sinks

ANTIQUÉ BRONZE



VINTAGE BRASS




Maintenance Concerns?

We have a solution...

A Beautiful example of a Living Finish on our Coco un-lacquered brass sink.



Clean with Blue Magic and finish with a coat of car wax



This Video can be found on our website.

PART 3

The LORI Wall Hung Sink



We gave our kitchen sink a longer “apron”, turning it into a wall mounted bathroom sink.



16 inch



Available in Brass or Stainless; Hammered or Smooth Surfaces; Polished or Satin.

30 inch or 18 inch





Lori
Inspirations.

COPPER SINKS

We are one of the first companies to introduce copper to the market.



Copper is a very malleable metal and available in custom sizes and shapes.



Looks great in every finish.







Hand-work and finishing
done at our Arizona
workshop.




PART 4

Metal Kitchen & Bar Sinks



*Available in Custom
Sizes & Configurations*

Stainless Steel



Life Long
Durability



Kitchen Sinks

Grates and Front Panels.




PLATED NICKEL SINKS


(A temperamental finish)



In most cases we offer a stainless steel version of the nickel plated sinks.




Please let your customers know that Nickel is a delicate finish.





What is the perfect
solution for
customers who want a
“metallic” sinks but
NO maintenance?

ARTISAN GLASS SINKS



Hand Crafted in Phoenix, AZ



Two methods of production:



**1. Eglomise'
(Gilding)**



**2. Laminated Glass
(Double Kilned)**

Method One: **ÉGLOMISE'**

Can you say? (Egg-Low-Mah-Zay)




You have probably seen it but never knew what it was.




What is Eglomisé:

French term referring to the process of applying a design and/or gilding onto the rear face of glass to produce a mirror finish.



Similar to Gold Leafing but gilded is **BEHIND** the Glass.

The process called **Slumping:** Warm Glass or Kiln Formed Glass



Our kilns in Arizona reach 1250 degrees.
(As if Phoenix was not hot enough!)





Clear Glass that is
“slumped”.


Sheets off glass
melt into the
molds.



“Cold” Working

Artisans work
after the glass cools.






Gilding the sink aka **Eglomise'**



Our original “Stepped” Design




4 Sizes




3 Eglomise' Finishes



New - The DUNE Eglomise'



A gentle slop like a concave Sand Dune.



New Finish French Bronze

It complements
many faucet finishes.



Method Two: LAMINATE GLASS




Laminated sheets of White.

Glass to be “slumped” into
White Stripe sinks.





White and Clear Glass layered prior to being set in the kilns.



Two rectangle piece of glass on a clear piece of glass.


First Firing: the glass sheet are heated in the kiln and laminated (fused) together.





Two future White Stripe sinks.

Note the **raw edges** that will be hidden by the counter top.

These sinks are almost always under-mounted.*



*For a small uncharge we an offer a top mount edge.
(See price book)



Eglomise' leafing applied
under the glass

STRIPE AG01



RIVER AG02



The Dune - Gentle Slop

River and Stripe Patterns





AG03 - "WINDOW"



MAKER'S MARK


These natural lines where glass pieces are joined are to be expected on Linkasink window sinks



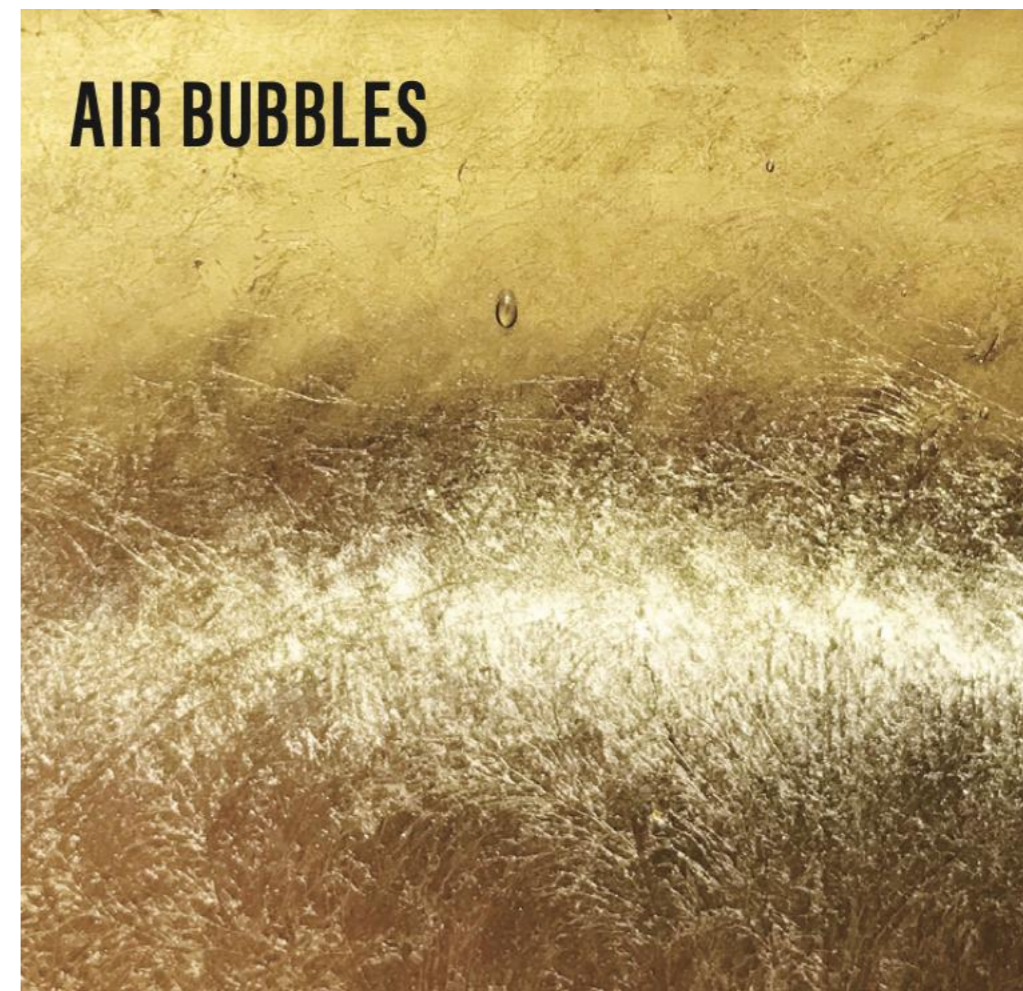


Black / White
Ying / Yang
Positive / Negative
Bold / Beautiful

LEAF MARKS



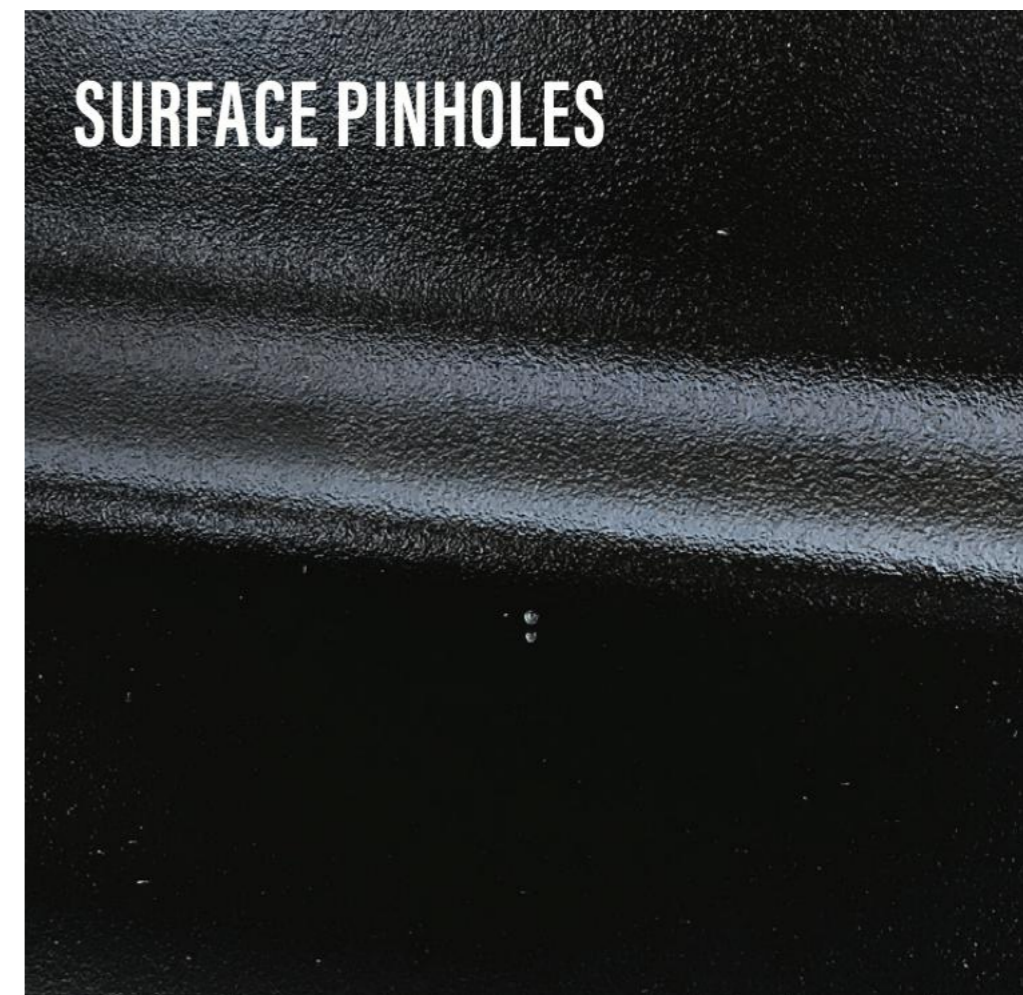
AIR BUBBLES



MAKER'S MARK



SURFACE PINHOLES



**Characteristics
of our Glass.**


Stress Test - Our Glass in Tough.

Test 1

Video



**PACKAGING FOR
GLASS SINKS:
DOUBLE-BOXED**



**LABELS ON
GLASS SINKS**

**DO NOT USE CLIPS TO INSTALL
WILL VOID WARRANTY**

**HAND-TIGHTEN DRAIN
DO NOT OVERTIGHTEN**

**COMPRESSION-STYLE DRAINS
WILL VOID WARRANTY**

Installation and Packaging...to often ignored.

MOSAICS

Hand work done in our Arizona studio






Mosaics in Glass, Stone & Mother of Pearl



Stainless Steel Mosaic Sinks.



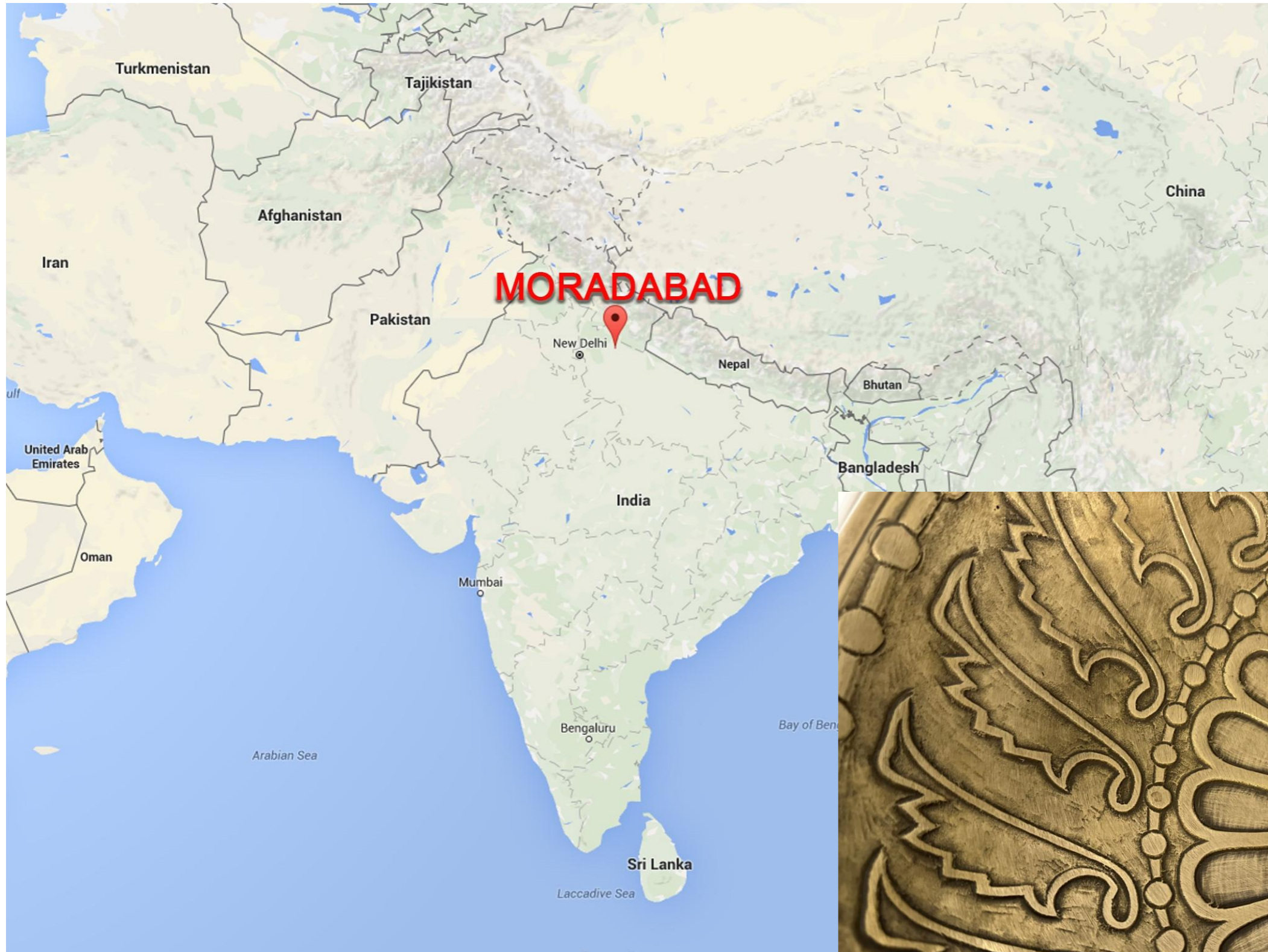
Available in custom sizes.



We make amazing things...




CAST BRONZE SINKS



Lost Wax Sand Casting.

A centuries old process used by cultures from all over the world.



Cast Bronze Sinks

(Available in AB, VB, UB, PB, WB, & P)

Botanical



Brocade



Wing



More Style and Shapes

(Available in AB, VB, UB, PB, WB, & P)




Cast Bronze Vessels

(Available in AB, VB, UB, PB, WB, & P)




008





EACH SINK IS BY HAND AND HAS UNIQUE PITTING AND TOOL MARKS IN THE METAL THAT ADD TO THE **HANDCRAFTED** CHARACTER OF THE SINK.



INLAYED MOTHER OF PEARL “MOP”



Shell Mosaics set into White Thassos Marble

Hand Made in India



Construction
Period: 1632-
1653

Ask us about THE LOVE STORY



MI01 FLORAL



MI09 LAUREL



MI03 GRAPHIC

3 Patterns

**Under-Mount or
Top Mount Options**



And a round style: MI11- Round Floral

Drop in, Undercount or Vessel

As we where saying “We make cool stuff”.

Cutting and sizing of the shells mosaics. (Mother of Pearl)



Assembling the Pieces.


Each sink is set into a metal box.





100 Hours of Handwork

Artisans have been handing down these skills for generations.




The Workshop

Video

CONCRETE

WATER
+
CEMENT
+
Aggregate
=
CONCRETE




Formulated by the
Ancient Romans

Glass Fiber Reinforced Concrete


a.k.a. **GFRC**

GFRC can produce extremely complex or basic shapes in an extremely durable material




Thin strands of these fibers
give our sinks structural
support





Linkasink uses a multi step finishing process:

- Sink is hand **ETCHED** to give it a texture and to open the surface to allow the sealer to penetrate
- Multiple **SEALER** coats saturate and seep into the cement
- The sink is then **HEATED** to allow for a reaction to occur between the sealer and the cement on the molecular level.
- The sink must **REST** for 6 weeks to achieve a full cure
- The sealer continues to harden with use and cleaning




Acid Etching & Sealing



Clean with
Windex[®] with Vinegar

Tactile Surfaces



Gray



Black





AC01 HENRY



AC02 LILY



AC03 PHOEBE



AC04 RUBY




AC05 OLIVER




AC06 RIDER




AC07 ARLO





AC08 36" HENRY






AC09 48" HENRY








AC12 36" TROUGH





Grates sold Separately

SINK GRATES - Sold Separately



PORCELAIN

Option 1

(For the customer who want to “play it safe” and order a white sink)



Remember:
Grates are ordered
separately

The TIFFANY


Top Mount or Under Mount

PORCELAIN

Option 2

The Grates offer a little “Bling”.



 The Lois will fit into our countertops.

The LOIS

Under-mounted and Understated

3 VANITIES COLLECTIONS



BLACK VANITIES WITH ARTISAN HARDWARE



WHITE VANITIES WITH ARTISAN HARDWARE

Vanities with Artisan Hardware



BLACK VANITIES - CLASSIC COLLECTION



WHITE VANITIES - CLASSIC COLLECTION

Vanities with Classic Hardware



WOOD GRAIN VANITIES



WHITE WITH ARTISAN SHELL DOORS

Vanities with Shell Doors & Wood Boxes

A simple Concept:


3 Size

3 Cabinet Finishes

5 Metal Trim Finishes

14+ Door Style

Dozens of Hardware Style




**OVER 600 POSSIBLE
COMBINATIONS**



3 BOX SIZES & 3 FINISHES

Black, White and Ash Wood




24"




30"




36"



Lacquered Vanity Doors




Our vanities are all about the doors.



High Gloss Lacquering similar
to that
on a black or white piano.



The Divergence




The Tuxedo (Buttons)




The Tuxedo (Coach)






The Tuxedo (glass hardware)




Mother of Pearl - White



Mother of Pearl - Black



The Frame (various styles)



The Linea



Top and Sink Cutouts

Sink Cut Out

Rectangular: **18" x 12"** for 30" and 36" tops

Square: **14" x 14"** for 24" top

White, Black and Grey
Quartz Tops
(Sold separately)

Grey Quarts
- NEW 2025





NEW 2025
Wood Vanity with
Shell Mosaic Doors or
Mother of Pearl (MOP) Doors.



NEW 2025 White Box with Mosaic Shell Doors










Finished on the Interiors.

1" Marine Grade Plywood.





SOFT CLOSE BLUM HINGES







24"


Quartz Tops
White, Black and the
NEW
Grey Stone
Sinks Hole or Widespread
3 Sizes




30"



36"



The Backsplash is included but optional to install.



Find on our website a “Cheat Sheets” to help select sinks to fit the cut outs.



[24", 30" or 36" Vanity Top \(Optional\)](#)


[Available Sinks for 24" Vanity Top](#)

[Available Sinks for 30" and 36" Vanity Tops](#)

[24" Spec Sheet](#)

[30" Spec Sheet](#)

[36" Spec Sheet](#)



Artisan Glass Hardware



NEW

Hand-Crafted Cast Glass
inset into Brass to Nickel Bases

A Linkasink Exclusive



3 Sizes

4 Finishes

6 Glass Options



3" HARDWARE



8" HARDWARE



18" HARDWARE



As we say, "We Make Cool Stuff".



Artisans making
the glass castings.

Glass filled molds heat
up and cool down in our kilns.



A 3 day process.



Hardware can be
purchased
separately



Hardware Display Boards

11.5" x 21.5"

Thank you.

The logo for Linkasink features the word "Linkasink" in a bold, black, sans-serif font. A red horizontal line is positioned below the letters "inkasink". Above the letter "i", there is a red circular icon with a white center, resembling a sink drain. The letter "L" is significantly larger than the other letters and is positioned to the left of the word.

Love Your Sink