

# ALUTECH CARES

Eco-friendly and energy-efficient full-cycle production facilities (foundry shop, extrusion, coating and anodizing lines) allow us to make our products in the most sustainable way possible.

We aim to minimise unnecessary consumption of raw materials, energy and environmental impact.



Aluminium is one of the most sustainable materials on our planet

## ENVIRONMENTAL COMMITMENT

ALUTECH aluminium profiles with anodic oxide coating have reached **Cradle to Cradle Certified®** Silver level.



It is a registered trademark of Cradle to Cradle Products Innovation Institute that confirms sustainability of the product life cycle.

**Environmental Product Declaration (EPD)** received for ALUTECH systems signals ALUTECH commitment to measure and reduce the environmental impact of its products and services.

ALUTECH EPD declarations confirm comparable, objective and third-party verified data that shows the environmental performance of the products and services.



ALUTECH is an innovative company that designs and manufactures aluminium systems for architecture and construction (windows and doors, facade, interior, fire resistant and sun protection systems).

In-house engineering centre, eco-friendly full-cycle production (from smelting of primary aluminium to profile coating) as well as UK-based showroom and warehouse ensure steady and dynamic development of ALUTECH Group.

### ALUTECH COMMERCIAL UK

Knights House 2 Parade, Sutton Coldfield,  
B72 1PD, United Kingdom  
ukcommercial@alutech-group.com  
+44 (0) 7436 336948  
+44 (0) 121 824 4788

[WWW.ALUTECH-GROUP.COM](http://WWW.ALUTECH-GROUP.COM)

**ALUTECH**  
GROUP OF COMPANIES



# ALT BF73

## SLIMLINE BI-FOLDING DOORS

[WWW.ALUTECH-GROUP.COM](http://WWW.ALUTECH-GROUP.COM)







Minimal Sightline  
107 mm

# ALT BF73

## SLIMLINE BI-FOLDING DOORS

Designed with contemporary and ultra-slim sightlines, BF73 will span the largest openings, combining advanced thermal performance and weather sealing.



Slimline sash  
48.5 mm

With a choice of lever/ shootbolt handles our slimline bifold doors will perfectly suit your home.

### TECHNICAL CHARACTERISTICS


<b>Dimensions</b>	
Max sash height / width	3 000 / 1200 mm
Max infill unit thickness	44 mm
Max infill unit weight	120 kg
<b>Comfort</b>	
Water tightness	class 9A (600 Pa)
Air tightness	class 4 (600 Pa)
Wind load resistance	class A3 (1200 Pa)
Impact resistance	class 5
Burglar resistance	PAS24 (class D)

<b>Energy</b>	
Triple glazed door*	$U_g = 1.2 \text{ W/m}^2 \cdot \text{K}$ (DSER of 'B' rating)
Double glazed door**	$U_g = 1.6 \text{ W/m}^2 \cdot \text{K}$ (DSER of 'C' rating)

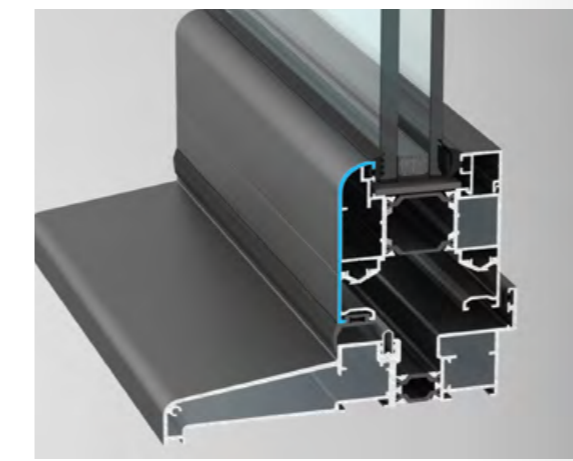
\*For 2.18 x 3.0 door dimensions ('3-2-1' configuration) with  $U_g = 0.6 \text{ W/(m}^2 \cdot \text{K)}$   
 \*\*For 2.18 x 3.0 door dimensions ('3-2-1' configuration) with  $U_g = 1.2 \text{ W/(m}^2 \cdot \text{K)}$

≥ 20	A++
>10 to 20	A+
0 to <10	A
-10 to <0	B
-20 to <-10	C
-30 to <-20	D
-50 to <-30	E

BFRC Rating  
kWh/(m<sup>2</sup>·yr)



Effective water removal due to the new integrated cill frame and concealed drainage system



Elegant Rounded sash option



Lever-Lever French doors  
The excellent access solution for any project

### COATING OPTIONS

High quality of powder and anodic coatings of ALUTECH products is confirmed by Qualicoat/Seaside and Qualanod international quality certificates.




### POWDER COATING

> 200 colours according to RAL colour chart;  
 > 50 standard colours without extra surcharge including market leading RAL7038 matt.




RAL7038 matt

### WOOD GRAIN EFFECT



Cherry




Golden oak



Irish oak



White ash



Walnut

### ANODIZING

3 types of surface treatment:  
 • Bead blasting;  
 • Brushing;  
 • Polishing.

9 anodized colour tones:  
 • Silver;  
 • Bronze (2 options);  
 • Black;  
 • Champagne;  
 • Cognac;  
 • Gold (3 options).

