

All Gas OG

 Sample ID: BIA251013S0320
 Strain: CLTV024704AGO

 Matrix: Plant
 Type: Flower - Cured
 Sample Size: 2.69 g
 Lot#:

 Produced:
 Collected:
 Received: 10/13/2025
 Completed: 10/17/2025
 Batch#:

 Client
Sunset Lake
 Lic. # CLTV0247
 25 Brewer Parkway
 South Burlington, VT 05403


Summary

Test	Date Tested	Result
Sample		Complete
Cannabinoids	10/14/2025	Complete
Moisture	10/14/2025	7.80% - Complete
Water Activity	10/14/2025	0.327 aw - Complete
Terpenes	10/17/2025	Complete

Cannabinoids

Completed

18.04% Total THC					0.08% Total CBD					21.83% Total Cannabinoids				
Analyte	LOQ	Results	Results	Mass	Analyte	LOQ	Results	Results	Mass	Analyte	LOQ	Results	Results	Mass
	mg/g	%	mg/g	mg/serving		mg/g	%	mg/g	mg/serving		mg/g	%	mg/g	mg/serving
CBDVa	0.0003	<LOQ	<LOQ		CBCVa	0.0003	<LOQ	<LOQ						
CBDV	0.0003	<LOQ	<LOQ		CBNa	0.0003	0.05	0.5						
CBDa	0.0005	0.09	0.9		Δ9-THC	0.0005	0.23	2.3						
CBGa	0.0005	0.41	4.1		Δ8-THC	0.0003	<LOQ	<LOQ						
CBG	0.0005	0.10	1.0		Δ10-THC*	0.0002	<LOQ	<LOQ						
CBD	0.0005	<LOQ	<LOQ		CBL	0.0005	<LOQ	<LOQ						
THCV	0.0003	<LOQ	<LOQ		CBC	0.0003	<LOQ	<LOQ						
CBLV	0.0003	<LOQ	<LOQ		THCa	0.0005	20.31	203.1						
CBCV	0.0003	<LOQ	<LOQ		CBCa	0.0006	0.31	3.1						
THCVa	0.0003	0.34	3.4		CBLa	0.0005	<LOQ	<LOQ						
CBN	0.0005	<LOQ	<LOQ		Total THC		18.04	180.41						
					Total CBD		0.08	0.81						
					Total		21.83	218.35	0.00					

Analyst: 056

Cannabinoids Methodology: High Performance Liquid Chromatography (HPLC) using PerkinElmer FLEXAR™ with Photo Diode Array Detector (PDA)

Total CBD and total THC are calculated values, to account for assumed decarboxylation from the acid form (THCa or CBDA) to the neutral form, causing weight loss of the acid group. These values are calculated as follows:

$$\text{Total THC} = (\text{THCa} \times 0.877) + \Delta 9\text{-THC}$$

$$\text{Total CBD} = (\text{CBDA} \times 0.877) + \text{CBD Reagent}$$

Blanks: < LOQs for all analytes

LOQ = The lowest quantity that this method can reliably detect. Any cannabinoid that was not detected is assumed to be less than the stated LOQ (<LOQ).

All results reflect dry weight of material, based on % moisture of the sample.

Measurement of Uncertainty (MU): the parameter, associated with the result of a measurement, that characterizes the dispersion of the values that could reasonably be attributed to the particular quantity subject to measurement. Δ9-THC MU = ±0.005% Total THC MU = ±0.007%

All other cannabinoid MU values are available upon request.

All moisture and water activity analysis is determined by dewpoint measurement using an AQUALAB water activity meter.

*The result is the sum of delta-10 isomers.




 Luke Emerson-Mason
 Laboratory Director
 10/17/2025

 Confident LIMS
 All Rights Reserved
coa.support@confidentlims.com
 (866) 506-5866
www.confidentlims.com


All Gas OG

 Sample ID: BIA251013S0320
 Strain: CLTV024704AGO

 Matrix: Plant
 Type: Flower - Cured
 Sample Size: 2.69 g
 Lot#:

 Produced:
 Collected:
 Received: 10/13/2025
 Completed: 10/17/2025
 Batch#:






 Client
Sunset Lake
 Lic. # CLTV0247
 25 Brewer Parkway
 South Burlington, VT 05403

Terpenes

Completed

Analyte	LOQ	Results	Results
	mg/g	mg/g	%
β-Caryophyllene	0.010	2.569	0.257
Limonene	0.010	2.506	0.251
β-Myrcene	0.010	1.900	0.190
Ocimene	0.010	1.767	0.177
Terpinolene	0.010	1.637	0.164
Linalool	0.010	1.402	0.140
α-Humulene	0.010	1.092	0.109
β-Pinene	0.010	1.003	0.100
α-Pinene	0.010	0.621	0.062
Camphene	0.010	0.126	0.013
3-Carene	0.010	0.117	0.012
α-Terpinene	0.010	0.043	0.004
α-Bisabolol	0.010	0.038	0.004
γ-Terpinene	0.010	0.028	0.003
Geraniol	0.010	0.024	0.002
Caryophyllene Oxide	0.010	0.018	0.002
cis-Nerolidol	0.010	<LOQ	<LOQ
Eucalyptol	0.010	<LOQ	<LOQ
Guaiol	0.010	<LOQ	<LOQ
Isopulegol	0.010	<LOQ	<LOQ
p-Cymene	0.010	<LOQ	<LOQ
trans-Nerolidol	0.010	<LOQ	<LOQ
Total		14.892	1.489

Primary Aromas

 Cinnamon	 Orange	 Hops	 Earthy	 Turpentine
---	---	---	---	---

Analyst: 048

LOQ = The lowest quantity this method can reliably detect. Any terpene that was not detected is assumed to be less than the stated LOQ (<LOQ).

Terpene Methodology: Headspace Sampler, Gas Chromatography-Mass Spectrometry (GC-MS), using Perkin Elmer Clarus® SQ8 GC MS

Reagent Blanks: < LOQs for all analytes

All results reflect dry weight of material, based on % moisture of the sample.

All moisture and water activity analysis is determined by dewpoint measurement using an AQUALAB water activity meter.




 Luke Emerson-Mason
 Laboratory Director
 10/17/2025

 Confident LIMS
 All Rights Reserved
coa.support@confidentlims.com
 (866) 506-5866
www.confidentlims.com
