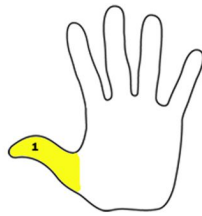
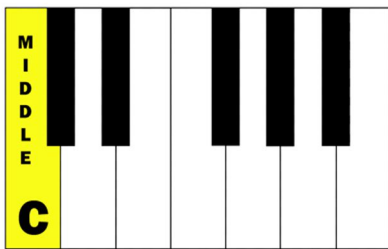
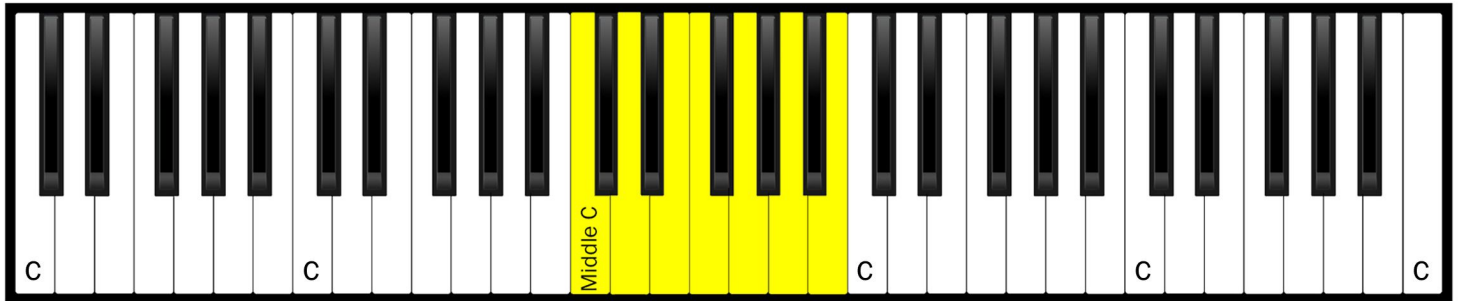


Getting to Know Your Notes

Middle C:


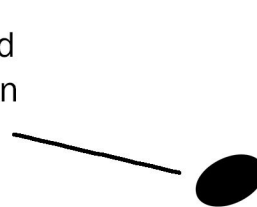
How to find Middle C:

Middle C is the C note closest to the middle of the keyboard. This is usually the third note from the left hand side of the keyboard.



We play middle C with your **right hand thumb.**

This is a musical note called a **quarter note**, also known as a **crotchet**. Its is worth one beat



Middle C is written just below the **staff** on a short line called a **leger line.**

Four Four Cats:


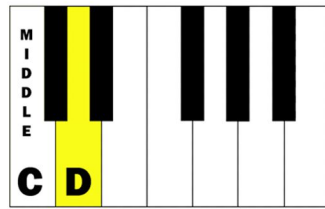
This is called **four four** time signature. It tells us there are **four beats** in each **bar.**

Double bar line tells us that the song has **finished.**

Count: 1 2 3 4 1 2 3 4 1 2 3 4

The D Note:

Play the **D note** with your **index finger**.



The **D note** is written in the **space** under the **stave**.

Raining Cats and Dogs:

Count: 1 2 3 4 1 2 3 4 1 2 3 4 1 2 3 4

Playing Cat and Mouse:

Count: 1 2 3 4 1 2 3 4 1 2 3 4 1 2 3 4

The Half Note:



This is a **half note**, also known as a **minim**. This note lasts for **two beats**.

These next tunes will use of both **crotchets** and **minims**.

Half Time:

Count: 1 2 3 4 1 2 3 4 1 2 3 4 1 2 3 4

Cool Cat:


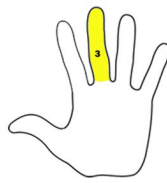
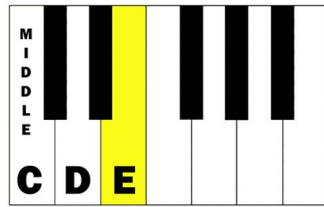
Count: 1 2 3 4 1 2 3 4 1 2 3 4 1 2 3 4

Hot Dog:

Count: 1 2 3 4 1 2 3 4 1 2 3 4 1 2 3 4

The E Note:

Play the **E note** with your **middle finger**.



The **E note** is written on the **bottom line** of the staff.

Elephant Walk:

Count: 1 2 3 4 1 2 3 4 1 2 3 4 1 2 3 4

Play it Again, Sam:

Count: 1 2 3 4 1 2 3 4 1 2 3 4 1 2 3 4

The Whole Note:



This is a **whole note**, also known as a **semibreve**. These notes last for **four** beats.

These next tunes will include **crotchets**, **minims** and **semibreves**.

These two dots are called a **repeat sign**. They mean you **play** the song **again** from the **start**.

Whole Lot:

Count: 1 2 3 4 1 2 3 4 1 2 3 4 1 2 3 4

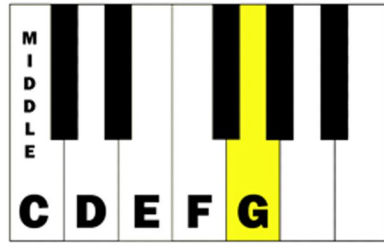
In the Light of the Moon:

C G C G C

Count: 1 2 3 4 1 2 3 4 1 2 3 4 1 2 3 4

The G Note:

Play the **G note** with your **ring finger**.



The **G note** is written on the **second line** of the staff.

Marr had a Little Lamb:

C G C

Ma-ry had a lit-tle lamb, lit-tle lamb, lit-tle lamb.

G C

Ma-ry had a lit-tle lamb, its fleece was white as snow.

Ode to Joy:

C G C G

C G C G C

Oats and Beans:

C G

C G C G C G C

Lightly Row::

C G C G

Light-ly row, light-ly row, ov-er rol-ling waves we go.

C G C G C

Light-ly row, light-ly row, a - way from shore we glide.

G C


Love-ly day out for a sail, sun-shine spark-ling with-out fail.

G C G C

Light-ly row, light-ly row, a - cross the waves we go.


My House:

C G C




Won't you come to my house, to my house, to my house?

G C



Won't you come to my house to see my lit-tle mouse?


The Quarter Rest:




This is the **symbol** for a **quarter rest**, also known as a **crotchet rest**.

It means there is a **one beat silence**. **Do not play any note**.

Take a Rest:



Count: 1 2 3 4 1 2 3 4 1 2 3 4 1 2 3 4



1 2 3 4 1 2 3 4 1 2 3 4 1 2 3 4

Under Arrest:

C G C G C

