

Brookmont Capital Management

Dividend Equity Strategy

Firm Overview

Based in: Dallas, TX
 History: Founded in 2007
 Ownership: Employee Owned
 Website: www.brookmont.com

Investment Objective

- The **Brookmont Capital Dividend Equity Strategy includes a repeatable investment process that dates back to 2000. It** invests in common stocks that provide above-market average dividends with a history of increased quarterly payouts.
- The Strategy's investment philosophy concentrates on long-term total return, downside protection, and reduced short-term volatility.
- The Strategy invests in the major sectors of the economy (*represented by the S&P 500*) and may hold domestic and foreign securities ranging from small to large-cap stocks.
- The portfolio is not restricted to a specific equity style and market capitalization.
- Tax-efficient:** the portfolio's annual turnover has ranged from 5-20%
- Risk-management:** the portfolio is diversified through low internal correlation and restricted weightings in individual holdings and sectors.
- Experience:** the Portfolio Manager has 17 years of experience in dividend equities and 28 years in asset management

Annualized Returns (as of 03/31/18)

	YTD	1-Yr	3-Yr*	10-Yr*	Since Inception*
Dividend Equity Strategy	-2.48%	11.90%	9.30%	11.63%	11.32%
(net of fees)	-2.70%	11.00%	8.42%	10.85%	10.55%
Russell 1000 Value	-2.83%	6.95%	7.88%	9.61%	6.63%

Inception January 1, 2008
 *annualized returns

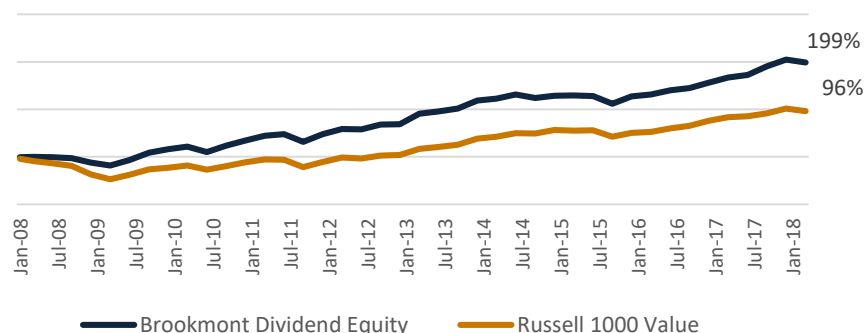
Strategy Statistics

	10-Year	3-Year
Alpha	5.51	1.97
Beta	0.71	0.91
R2	90	87
Upside Capture	92	107
Downside Capture	57	86

Strategy Characteristics

	Strategy
Yield	2.83%
P/E	15x
Avg. Market Cap	\$118B
Return on Equity	16.8
Return on Assets	4.08

Cumulative Performance: (01/01/2008 – 03/31/2018)



Past performance is not indicative of future results. Securities are not guaranteed and may lose money.

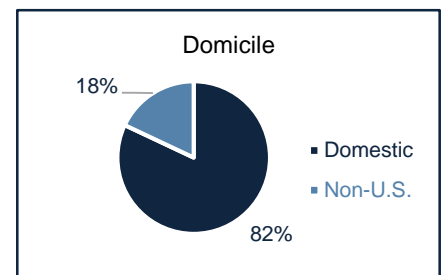
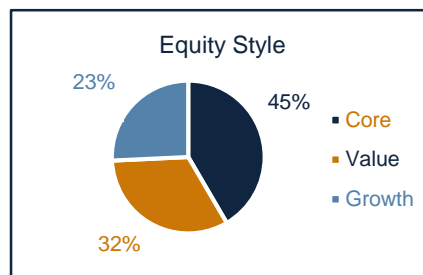
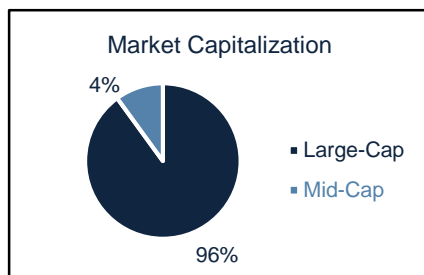
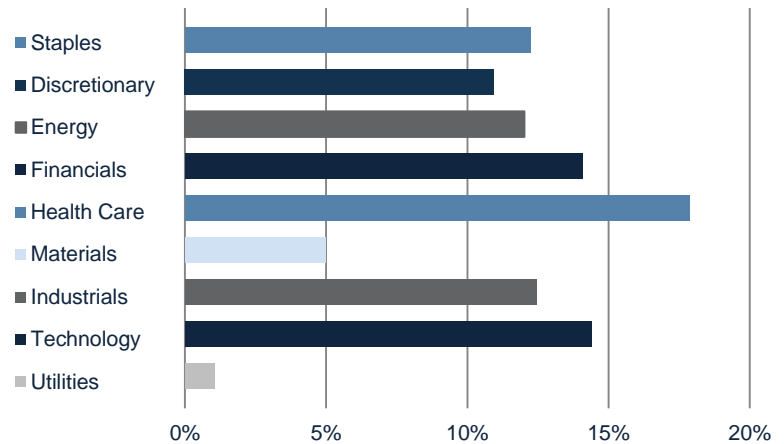
Brookmont Capital Management

Dividend Equity Strategy

Largest Composite Holdings

	% of Portfolio
JPMorgan Chase	4.56%
Home Depot	4.38%
Royal Dutch Shell B	4.09%
McDonald's	4.04%
Unilever	3.81%
Chevron	3.80%
Novo Nordisk	3.78%
Harris	3.32%
Wells Fargo	3.14%
Abbott Labs	3.10%

Sector Weightings



Disclaimer: Dividend Equity Strategy returns are based on an asset-weighted composite of discretionary accounts that include 100% of the recommended holdings. Individual accounts will have varying returns, including those invested in the Strategy. The reasons for this include, 1) the period of time in which the accounts are active, 2) the timing of contributions and withdrawals, 3) the account size, and 4) holding other securities that are not included in the Strategy. Dividends and capital gains are not reinvested. The Strategy does not utilize leverage or derivatives. Returns are based in U.S. dollars. Inception of the Strategy is Jan. 1, 2008. Gross-of-fees returns do not include management or custody fees but do include all trading costs.

The Brookmont Dividend Equity Strategy Composite contains fully discretionary accounts with similar value equity investment strategies and objectives. For comparison purposes the Dividend Equity Strategy Composite is measured against the Russell 1000 Value Index. The Russell 1000 Value Index measures the performance of the large-cap value segment of the U.S. equity universe. It includes those Russell 1000 companies with lower price-to-book ratios and lower expected growth values. The Russell 1000 Value Index is constructed to provide a comprehensive and unbiased barometer for the large-cap value segment.

The firm maintains a complete list and description of composites, which is available upon request. Results are based on fully discretionary accounts under management, including those accounts no longer with the firm.

Gross returns will be reduced by investment advisory fees and other expenses that may be incurred in the management of the account. Net of fee performance was calculated using actual management fees. Additional information regarding the policies for calculating and reporting returns is available upon request. Your account returns might vary from the composite's returns if you own securities that are not included in the Strategy. Cumulative returns are shown gross-of-fees. Returns for the Russell 1000 Value include reinvested dividends. Strategy returns do not include reinvested dividends. During a rising market, not reinvesting dividends could have a negative affect on cumulative returns.

Brookmont Capital Management claims compliance with the Global Investment Performance Standards (GIPS®). To receive a complete list and description of Brookmont Capital's composites and/or a presentation that adheres to the GIPS standards, contact Susan Begando at (214) 953-0190 or write Brookmont Capital Management, LLC 2000 McKinney Avenue Suite 1230 Dallas, TX 75201, or sbegando@Brookmont.com.

Past performance is not indicative of future results