

Brookmont Dividend Equity Strategy

BROOKMONT
CAPITAL MANAGEMENT



The **Brookmont Dividend Equity Strategy** is a diversified portfolio that includes common stocks that pay above-average dividends with a history of increased quarterly payments.

The Strategy normally invests in most economic sectors (as represented by the S&P 500) and includes mid and large cap companies that are domiciled in the U.S. and around the world.

The Strategy follows a top-down investment process that determines the portfolio's sector weightings, level of risk, and allocation in domestic and foreign equities.

The portfolio has averaged 10-15% annual turnover (excluding rebalancing) and the majority of realized gains are long-term.

The Strategy is diversified with a low internal correlation among its 35-40 holdings.

Dividend yield is a determination for setting the portfolio's universe. Total-return over a long-term horizon is the primary objective.

The Portfolio Manager has 29 years of experience in asset management and includes 19 years of managing dividend-equity portfolios.

Recent Recognitions

"Manager of the Decade" - PSN/Informa
#1 Large-Cap Value Manager
#5 US Equity Manager

Portfolio Statistics

Number of Holdings	36
Forward Dividend Yield %	2.85
Dividend Yield %	2.83
Market Cap (mil)	143,351
Price/Earnings	22
ROE	23.70

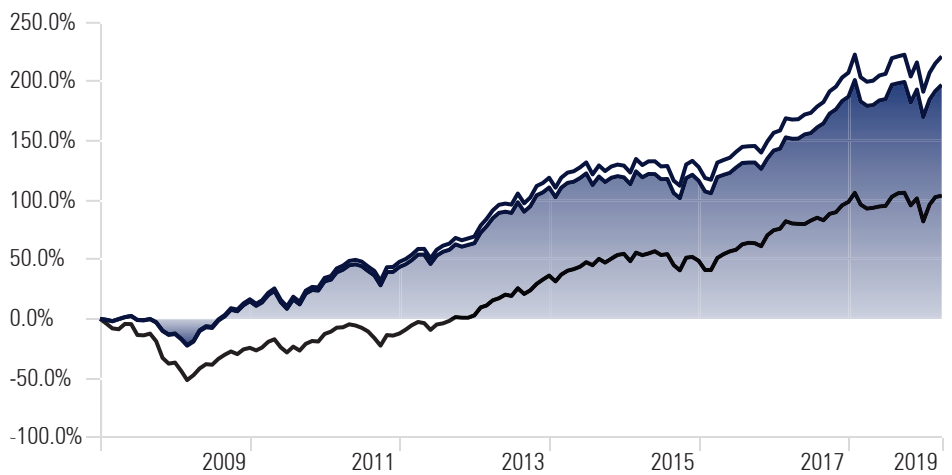
Annualized Returns as of 03/31/2019

	YTD	1-Yr.*	3-Yr.*	5-Yr.*	10-Yr.*	Inception*
Dividend Equity Strategy	10.21%	7.12%	11.50%	7.55%	14.70%	10.93%
(net of fees)	10.02%	6.34%	10.64%	6.73%	13.91%	10.17%
Russell 1000 Value TR USD	11.93%	5.67%	10.45%	7.72%	14.52%	6.54%

Inception January 1, 2008
*annualized returns

Cumulative Returns

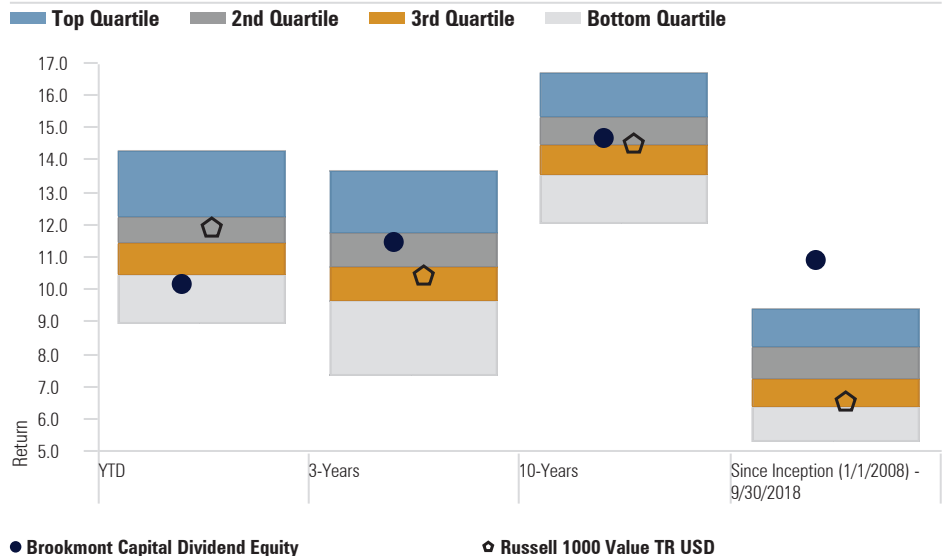
Time Period: 1/1/2008 to 3/31/2019



— Brookmont Capital Dividend Equity (Gross) — Brookmont Capital Dividend Equity (Net) — Russell 1000 Value TR USD (Gross)

Performance Relative to Peer Group

As of Date: 3/31/2019 Peer Group (5-95%): Separate Accounts - U.S. - Large Value Calculation Benchmark: Russell 1000 Value TR USD



● Brookmont Capital Dividend Equity

◇ Russell 1000 Value TR USD


Risk/Reward vs. Russell 1000 Value

As of Date: 3/31/2019

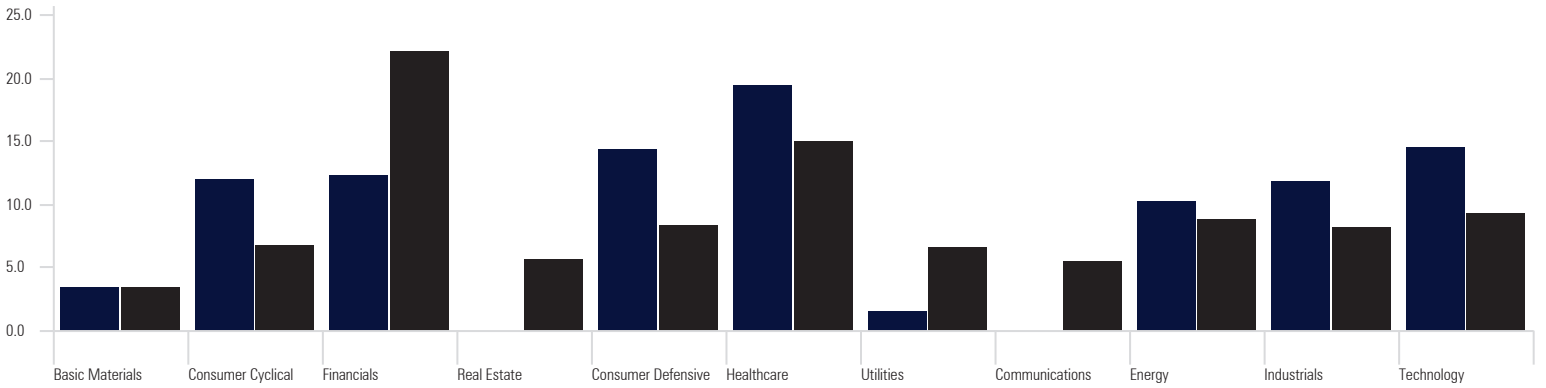
	Alpha	Beta	Information Ratio	Up Capture Ratio	Down Capture Ratio
3-year	2.07	0.87	0.27	95.39	79.71
Inception	5.56	0.71	0.65	89.40	63.27

Asset Allocation (US)

Portfolio Date: 3/31/2019



Sector Weighting vs. Benchmark



Brookmont Capital Dividend Equity

3/31/2019

5/31/2019

Market Performance

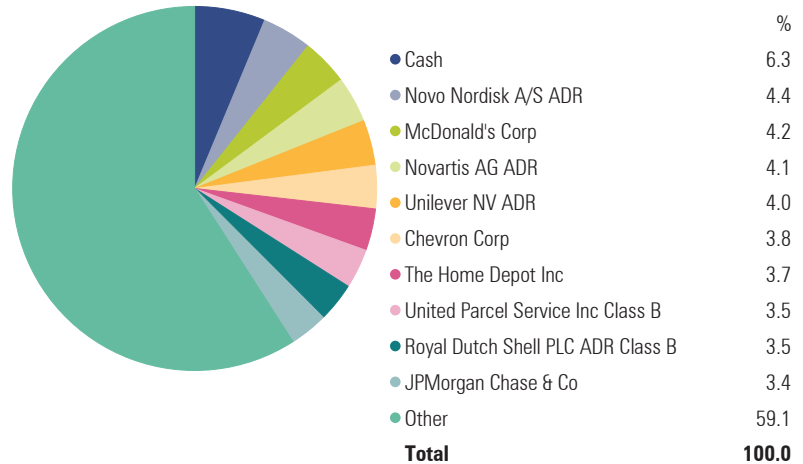
Time Period: Since Inception to 3/31/2019

Calculation Benchmark: Russell 1000 Value TR USD

	Strategy	Benchmark
Return	11.10	6.98
Relative Risk	0.77	1.00
Std Dev	12.14	15.75
Downside Deviation	3.00	0.00
Beta	0.72	1.00
R2	86.52	100.00
Up Capture Ratio	89.40	100.00
Down Capture Ratio	64.19	100.00

Portfolio Holdings

Portfolio Date: 3/31/2019



Disclaimer: The Brookmont Dividend Equity Strategy returns are based on an asset-weighted composite of discretionary accounts that include 100% of the recommended holdings. Individual accounts will have varying returns, including those invested in the Strategy. The reasons for this include: 1) the period of time in which the accounts are active, 2) the timing of contributions and withdrawals, 3) the account size, and 4) holding other securities that are not included in the Strategy. Dividends and capital gains are not reinvested. The Strategy does not utilize leverage or derivatives. Returns are based in U.S. dollars. Inception of the Strategy is January 1, 2008. Gross-of-fees returns do not include management or custody fees but do include all trading costs.

The Brookmont Dividend Equity Strategy Composite contains fully discretionary accounts with similar value equity investment strategies and objectives. For comparison purposes the Dividend Equity Strategy Composite is measured against the Russell 1000 Value Index. The Russell 1000 Value Index measures the performance for the large-cap value segment of the U.S. Equity universe. It includes those Russell 1000 companies with lower price-to-book ratios and lower expected growth values. The Russell 1000 Value Index is constructed to provide a comprehensive and unbiased barometer for the large-cap value segment.

The firm maintains a complete list and description of composite, which is available upon request. Results are based on fully discretionary accounts under management, including those accounts no longer with the firm.

Composite policy requires the temporary removal of any portfolio incurring a client initiated significant cash inflow or outflow of at least 15% of portfolio assets. The temporary removal of such account occurs at the beginning of the month in which the significant cash flow occurs and the account re-enters the composite at the beginning of the month which follows the cash flow by at least 30 days. Additional information regarding the treatment of significant cash flows is available upon request.

Brookmont's cumulative returns do not include reinvestment of dividends and are shown gross-of-fees. All transaction costs are included. The Russell 1000 Value cumulative returns includes reinvestment of dividends and capital gains. During a rising market, not reinvesting dividends could have a negative effect on cumulative returns.

Gross returns will be reduced by investment advisory fees and other expenses that may be incurred in the management of the account. Net of fees performance was calculated using actual management fees. Additional information regarding the policies for calculating and reporting returns is available upon request.

Your account returns might vary from the composite's returns if you own securities that are not included in the Strategy or if your portfolio dollar-cost averaged into the Strategy during the reporting period.

Brookmont Capital Management claims compliance with the Global Investment Performance Standards (GIPS®). To receive a complete list and description of Brookmont's composites and a presentation that adheres to GIPS standards, please contact Suzie Begando at 214-953-0190 or write Brookmont Capital Management, 2000 McKinney Avenue, Suite 1230, Dallas, TX 75201.

The Brookmont Dividend Equity Strategy is available through several institutional platforms and registered investment advisors that are not affiliated with Brookmont Capital Management. Required minimum investments and advisory fees differ from one firm to another. Brookmont Capital Management does not provide comprehensive portfolio management services for investors who have not signed an Investment Management Agreement with our firm.

Past performance is not indicative of future results