

Brookmont Dividend Growth Strategy



The **Brookmont Dividend Growth Strategy** is a diversified portfolio that places more value on dividend growth than current yield.

The Strategy is not restricted by a minimum yield requirement and allows the portfolio to hold stock in companies that are experiencing accelerated growth in revenue and earnings.

The portfolio normally invests in the more dynamic sectors of the economy, and includes domestic and foreign securities ranging from small to large-cap stocks.

The Strategy follows a top-down investment process that emphasizes sector selection based on economic and market cycles.

The Portfolio Manager has 29 years of experience in asset management and includes 19 years of managing dividend-equity portfolios.

Portfolio Statistics

Number of Holdings	33
Forward Dividend Yield %	1.95
Dividend Yield %	1.86
Market Cap (mil)	113,542
Price/Earnings	20
ROE	26.16

Market Performance

Time Period: Since Inception to 3/31/2019

Calculation Benchmark: Russell 1000 TR USD

	Strategy	Benchmark
Return	10.95	10.85
Cumulative Return	54.19	53.59
Alpha	0.62	0.00
Information Ratio (arith)	0.03	
Beta	0.95	1.00
R2	91.90	100.00
Up Capture Ratio	100.98	100.00
Down Capture Ratio	101.01	100.00

MARCH 2019

Annualized Returns as of 03/31/2019

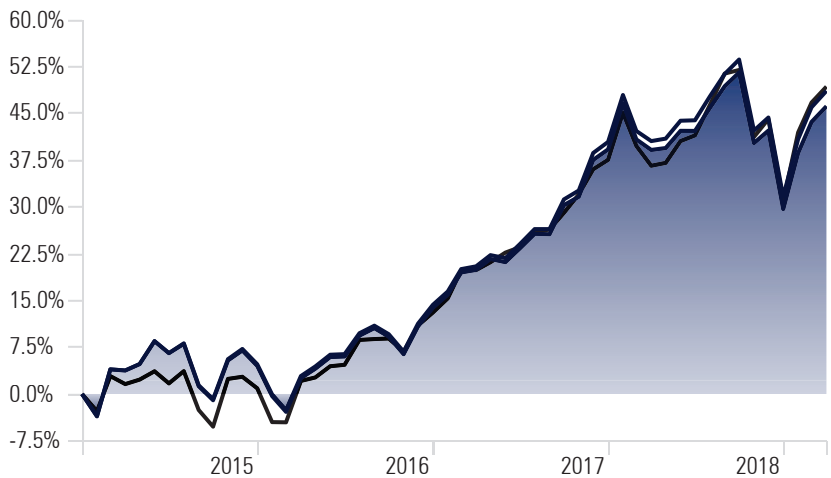
	YTD	1-Yr.*	3-Yr.*	Inception*
Brookmont Dividend Growth Strategy	12.90%	5.73%	13.06%	9.78%
(net of fees)	12.73%	5.04%	12.55%	9.35%
Russell 1000 TR USD	14.00%	9.30%	13.52%	9.90%

Inception January 1, 2015

*annualized returns

Investment Growth

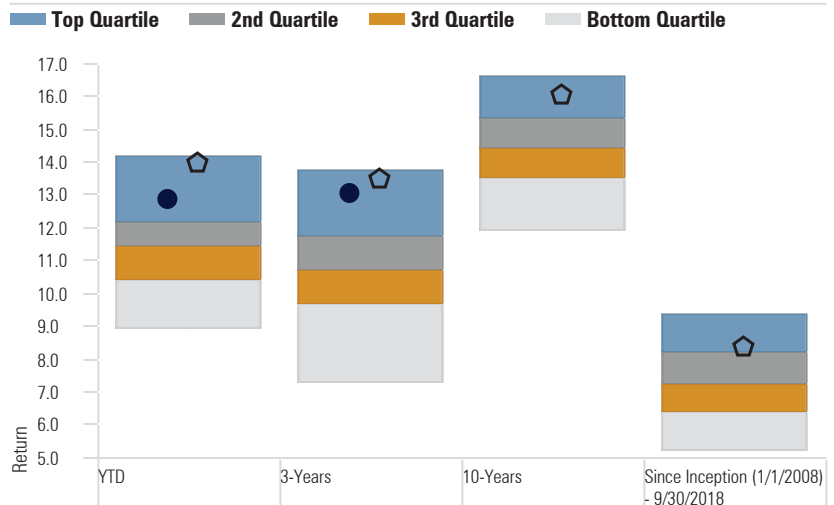
Time Period: 1/1/2015 to 3/31/2019



— Brookmont Dividend Growth Strategy (Gross) — Brookmont Dividend Growth Strategy (Net) — Russell 1000 TR USD (Gross)

Performance Relative to Peer Group

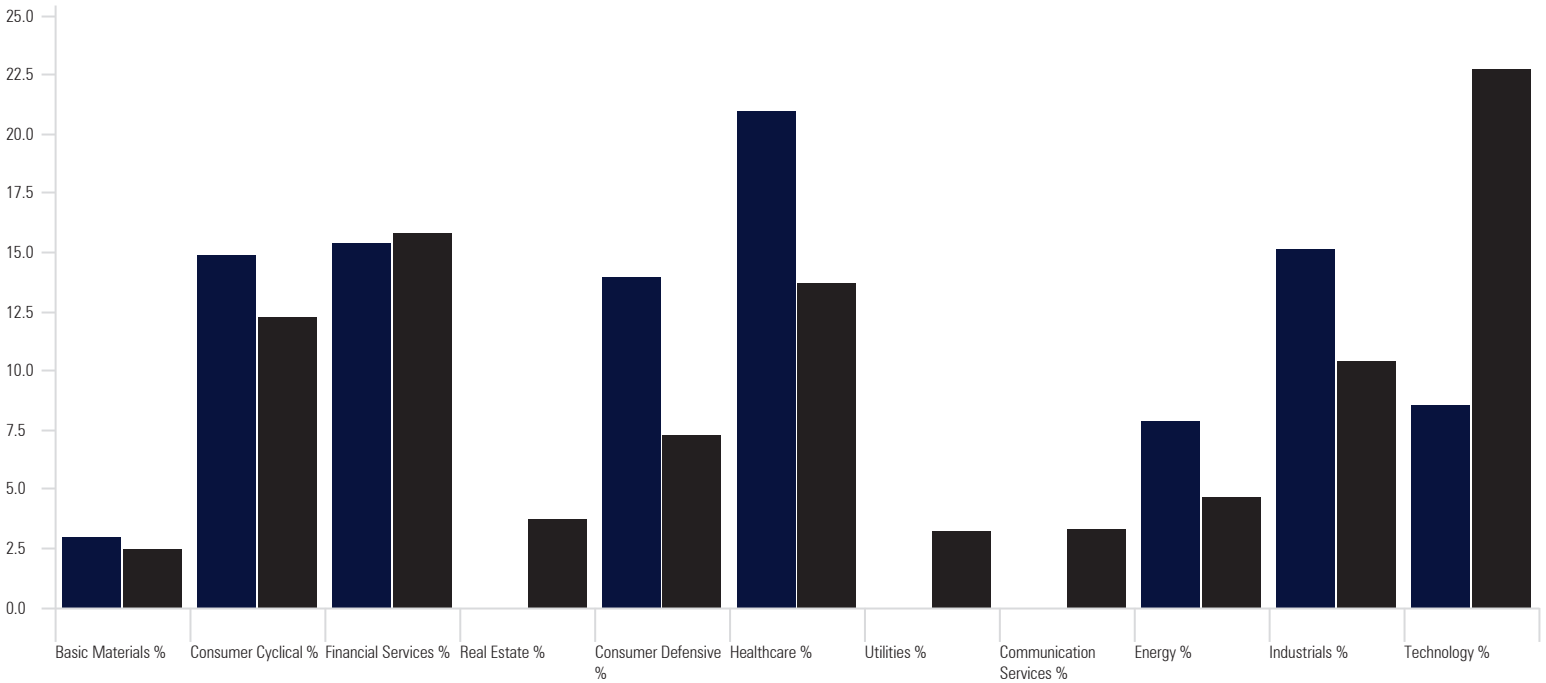
As of Date: 3/31/2019 Peer Group (5-95%): Separate Accounts - U.S. - Large Value Calculation Benchmark: Russell 1000 TR USD



● Brookmont Dividend Growth Strategy

◆ Russell 1000 TR USD

Sector Weightings vs. Benchmark



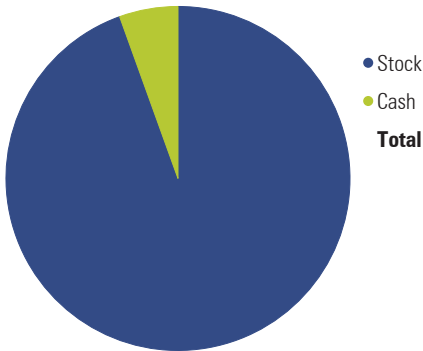
■ Brookmont Dividend Growth Strategy

3/31/2019 ■ Russell 1000 TR USD

5/31/2019

Asset Allocation (US)

Portfolio Date: 3/31/2019



Top Holdings

Portfolio Date: 3/31/2019

%	Ticker	Sector	Portfolio Weighting %
94.5	The Estee Lauder Companies Inc Class A	Consumer Defensive	4.82
5.5	Lowe's Companies Inc	Consumer Cyclical	4.57
100.0	Stryker Corp	Healthcare	4.39
	Roper Technologies Inc	Industrials	4.33
	The Walt Disney Co	Consumer Cyclical	3.70
	ConocoPhillips	Energy	3.65
	UnitedHealth Group Inc	Healthcare	3.60
	Service Corp International	Consumer Cyclical	3.59
	Broadcom Limited		3.57
	Chevron Corp	Energy	3.56

Disclaimer: The Brookmont Dividend Growth Strategy returns are based on an asset-weighted composite of discretionary accounts that include 100% of the recommended holdings. Individual accounts will have varying returns, including those invested in the Strategy. The reasons for this include: 1) the period of time in which the accounts are active, 2) the timing of contributions and withdrawals, 3) the account size, and 4) holding other securities that are not included in the Strategy. Dividends and capital gains are not reinvested. The Strategy does not utilize leverage or derivatives. Returns are based in U.S. dollars. Inception of the Strategy is January 1, 2015. Gross-of-fees returns do not include management or custody fees but do include all trading costs.

The Brookmont Dividend Growth Strategy Composite contains fully discretionary accounts with similar value equity investment strategies and objectives. For comparison purposes the Dividend Growth Strategy Composite is measured against the Russell 1000 Index. The Russell 1000 Index measures the performance for the large-cap value segment of the U.S. Equity universe. It includes those Russell 1000 companies with lower price-to-book ratios and lower expected growth values. The Russell 1000 Index is constructed to provide a comprehensive and unbiased barometer for the large-cap value segment.

The firm maintains a complete list and description of composites, which is available upon request. Results are based on fully discretionary accounts under management, including those account no longer with the firm.

Composite policy requires the temporary removal of any portfolio incurring a client initiated significant cash inflow or outflow of at least 15% of portfolio assets. The temporary removal of such account occurs at the beginning of the month in which the significant cash flow occurs and the account re-enters the composite at the beginning of the month which follows the cash flow by at least 30 days. Additional information regarding the treatment of significant cash flows is available upon request.

Brookmont's cumulative returns do not include reinvestment of dividend and are shown gross-of-fees. All transaction costs are included. The Russell 1000 cumulative return includes reinvestment of dividends and capital gains. During a rising market, not reinvesting dividends could have a negative effect on cumulative returns.

Gross returns will be reduced by investment advisory fees and other expenses that may be incurred in the management of the account. Net of fees performance was calculated using actual management fees. Additional information regarding the policies for calculating and reporting returns is available upon request.

Your account returns might vary from the composite's returns if you own securities that are not included in the Strategy or if your portfolio dollar-cost averaged into the Strategy during the reporting period.

Brookmont Capital Management claims compliance with the Global Investment Performance Standards (GIPS®). To receive a complete list and description of Brookmont's composites and a presentation that adheres to GIPS standards, please contact Suzie Begando at 214-953-0190 or write Brookmont Capital Management, 2000 McKinney Avenue, Suite 1230, Dallas, TX 75201.

The Brookmont Dividend Growth Strategy is available through several institutional platforms and registered investment advisors that are not affiliated with Brookmont Capital Management. Required minimum investments and advisory fees differ from one firm to another. Brookmont Capital Management does not provide comprehensive portfolio management services for investors who have not signed an Investment Management Agreement with our firm.

Past performance is not indicative of future results