

# ACOUSTIC PANEL

BEIGE 2'X2'




RED OAK 2'X2'




SLATTED 2'X2'




DIAMOND SHAPE HAZELNUT  
2'X2'




DIAMOND SHAPE BEIGE 2'X2'




FLEXIBLE RED OAK 2'x2'





FLEXIBLE ROASTED BAMBOO  
2'x10'



FABRIC GRAY 2'X2'



HAZELNUT WOOD 2'X2'



# Concaved Panels



Wood



Roasted Bamboo



Matt Beige



Beige



Amber Pine



Matt Rose



# MARBLE PVC SHINE 4'X10'

5604



6030



6031



DY2435



8226




9303



8231




6002



6003



2041




2101



k3044



2044



6001



6029



k3011



9004



9010




# ALUMINIUM

GRAY STREAK



MARBLE PVC SHINE 4'X10'


SILVER STREAK



MARBLE PVC SHINE 4'X10'

# MARBLE PVC MATT 4'X10'

8015



8009




8040



8017



3Y55



CARAMEL



EBONY




FOAM CLASSIC GRAY RJ




FOAM SHARPY WALNUT



FOAM CREAM C1



LIGHT GRAY



RUMMY OAK



TECHNIC WOOD



BAMBOO



# SLATTED PANEL 5"X12'


F19 - 826



F19 - 828R



F22 - 848



F22-846



F22 - 849




# SLAT PANEL 8"X12'


BAMBOO HM10




LIGHT APRICOT




LIGHT GRAY HZ02



RUMMY OAK




SHARPLY WALNUT




TECHNIC WOOD



GRAY ROSE



EBONY



# FAUX STONES

---

LIGHT GRAY 2'X4'




DARK GRAY L3-7 2'X4'



CEMENTED WHITE-S1-S3-1




CEMENTED -S3-4



CEMENTED -S3-6



Y65



# Faux Stones

---

## Size

24 " x 48 " / 610mm x 1220mm

## THICKNESS

---

## Material

Polyvinyl chloride/Calcium powder

# WPC FAUX BEAM 4"X2"X12'

BEAM D10 SOLID CASHMERE



BEAM MATT BEIGE



BEAM EXPRESSO



BEAM HM-10 BAMBOO



BEAM CREAM



BEAM EBONY



BEAM MATT BLACK



# WPC FAUX BEAM 4"X2"X12'

Size

\_\_\_\_\_

THICKNESS

\_\_\_\_\_

Material


Polyvinyl chloride/Calcium powder

# WPC FAUX BEAM 2"X2"X12'

BEAM AMBER PINE



BEAM FABRIC GRAY



BEAM BEIGE



# WPC FAUX BEAM 2"X2"X12'

Size

\_\_\_\_\_

THICKNESS

\_\_\_\_\_

Material

Polyvinyl chloride/Calcium powder

# SLAT PANEL 6"X12'

LIGHT GRAY



RUMMY OAK



GRAY ROSE



CLASSIC BIRCH




LIGHT APRICOT




BUSS BIRCH




D11 SOLID GRAY



EBONY



LAUREN BLACK



BAMBOO HM10



NATURAL WOOD



SHARPLY WALNUT



BEIGE



D10 SOLID CASHMERE



EXPRESSO




MATT ROSE



RJ2038



COPPER WOOD



BLACK MATT



BLACK SHINE




MAPLE



FABRIC GRAY



MATT GRAY



WHITE OAK



MATT BEIGE



Z12 SOLID WHITE



## Efficient and Safe Material Handling




# FIBER

BUSS BIRCH



BEIGE



ROASTED BAMBOO



AMBER PINE




LIGHT APRICOT




COPPER WOOD



FABRIC GRAY




D10 CASHMERE



C1



D11 SOLID GRAY



Z12 WHITE



MAPLE P021




ESPRESSO



CLASSIC BIRCH



FIBER BLACK SHINE



## Fiber

### Size

16" x 10' / 400mm x 3050mm

### THICKNESS

1/8" / 3MM

### Material

Polyvinyl chloride/Calcium powder

## FLEXIBLE STONES


BEIGE 2'x4'



PURE WHITE 2' x 4




TRAVERTINE 4'x8'



## FLEXIBLE STONES

DARK GRAY 2'X4' WTSS-14



## FLEXIBLE STONES

### Size

2' x 4' and 1200mm x 600mm x 4mm

# WALL PANELS

AMBER PINE # 1



AMBER PINE # 2



AMBER PINE # 3



AMBER PINE # 4



CARVED WOOD #1



CARVED WOOD #2



CARVED ROASTED BAMBOO



# OUTDOOR WALL PANEL

WALNUT FLOW LINE



CARBON BLACK



MAPLE



WALNUT



MAPLE



SANDALWOOD



CARBON BLACK



## Outdoor Wall Panel

### Size

5"1 x 12' / 130mm x 3650mm

### THICKNESS

20mm

### Material

Polyvinyl chloride/Calcium powder