

WELCOME TO OUR

Home Design Newsletter

we're so glad you're here!



Fall is the best time to get inspired!

Things have picked up at EWP Interiors as we have a mix of construction, decorating and styling projects going. Every day is different which is the way we like it!

After an influx of activities, scheduling and projects - we are finding the need to step back and simplify some of our processes here at EWP Interiors. As we go through this season and move into the holidays (gulp), the theme is simplify, simplify, simplify. How can you simplify things in your home to make things feel a little lighter and brighter as we head into the colder months?

Product of the Month



The Amber Lewis/Loiloi collaboration is a great one. I've used a variation of these rugs in a few projects and the price for the quality is great. The color options are beautiful, it's a nice soft carpet and there are a bunch of different sizes.

Here's the link through Wayfair - [Rug Link](#)


What have we been up to?

A summer trip to Portugal inevitably influenced some of Erin's design choices for clients when she returned. Check out this beautiful tile we used on a wall behind a toilet (who says a toilet has to be boring) and shower niche -




Some paint colors we are loving

Want to go moody this fall/winter? Here are some colors to help




Sherwin Williams -
Stolen Kiss

*The perfect red for your
front door!*



Farrow & Ball
Inchyra Blue

*great blue/tealish color
lovely in a study
or mudroom*



Sherwin Williams -
Iron Ore

*great alternative to
black if you aren't
ready to commit to the
black "look"*

..

Quotable Moment This Month

"Be faithful to your taste, because
nothing you really like is out of style."

- Lynsay Foster

October Design Tip

Let's talk about ways to maximize natural light in your home. As the weather gets cooler and the sun sets earlier, it can feel darker in our homes. And while the instinct may be to turn that overhead lighting on full blast - here are some other ways to let the light in without giving you a headache:

- Reflective surfaces - I use this tip when working on basements where natural light is scarce (but you can do this anywhere). Using a glossy finish paint and some strategically place mirrors can make a big difference to maximize light in the room so you don't have to keep the overhead canned lights on full blast. Move around some mirrors or put a few together on a mantle and it will feel brighter ;
- Dimmers - If you are getting any overhead lighting installed, make sure they are all on dimmers (despite what design advice your electrician may be giving you). Dimming the overhead light will allow the natural light to filter in.
- Sheer or Light Filtering Window Treatments - Blackout curtains are great for bedrooms but that's where I draw the line. Getting window treatments that are light filtering will allow some light to come in while also giving you the privacy you might be looking for.

I'm glad you're here! As always, reach out with any design questions or inquiries - right now we are booking 2025 construction projects and have some space for end of 2024 styling/decorating if you want to get something done in time for the holidays.

xo , Erin