

Painting with Acrylics

Week Five: Painting Light



Sky • Land • Atmosphere • Metallic Accents

Kimberly Sullivan Studio



Kimberly Sullivan Studio

Painting Light



Kimberly Sullivan Studio

What We Already Know

- Warm vs Cool dominance
- Blocking in large shapes first
- Value through tints (no black)
- Soft vs crisp edges
- Knowing when to stop

Today We Are Combining:

- Atmosphere
- Composition
- Value hierarchy
- Intentional highlights


Light tells the story.

Kimberly Sullivan Studio

Composition First (Before Paint)

Rule of Thirds

- Horizon at lower third
- Sky = dominant space
- Anchor element off center
- Leave breathing room



Kimberly Sullivan Studio

Creating the Sky (The Foundation)


Step 1: Gradient First

- Start darkest at top
- Blend toward light source
- Large brush
- Work quickly

Step 2: Establish Light Direction

Where is the sun?

No clouds yet.



Understanding Cloud Form

Clouds Have Structure

- Light plane (top)
 - Midtone body
 - Shadow underside
 - Softer top edge
 - Slightly firmer lower edge
-
- Paint the shadow first, then add light

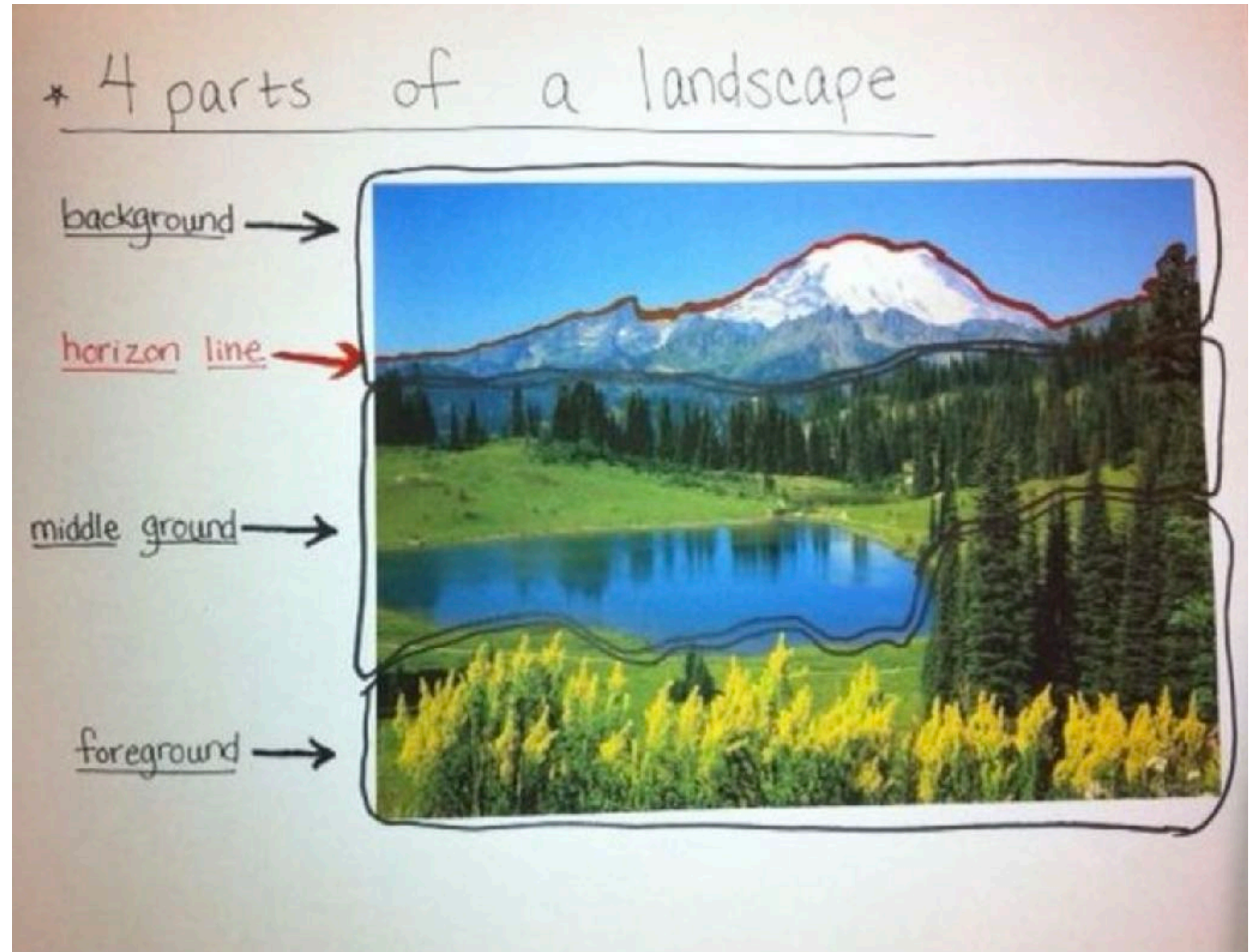


Creating Depth

Atmospheric Perspective

- Distant = lighter, cooler, softer
- Foreground = darker, sharper
- Highest contrast near focal point

“Where do you want the eye to go?”



Kimberly Sullivan Studio

Adding the Land Silhouette

Keep It Simple

- Solid dark mix
- No over-detailing
- Vary height slightly
- Break the line occasionally

Mix dark using complementary colors
— not straight black.


Anchor the Painting with a Silhouette



Introducing Metallic & Foil

Metallics Are Accents

- Brightest cloud edge
- Thin horizon glow
- Subtle water reflection
- Small broken touches only



If it shines everywhere, it shines nowhere.

Final Touches & Knowing When to Stop

Ask yourself:

- Where is my highest contrast?
- Where is my softest edge?
- Did I overwork the sky?
- Is my metallic subtle?

Step away.

Look from 6 feet back.



Kimberly Sullivan Studio

Today You Painted:

- Atmosphere
- Light
- Depth
- Intention



Group reflection:

- Where is your light source?
- What mood did you create?

Don't forget to photograph before leaving.



Kimberly Sullivan Studio

803.606.1530

kimberlysullivanstudio.com



Kimberly Sullivan
STUDIO

