



WAGNER PUNCHES



www.wagnerdiesupply.com

ONTARIO, CA



America's Punch Experts - Since 1947.

Since we opened our doors in 1947, Wagner has focused on providing customers with the best in quality and service. Our punches are precision manufactured using the latest technology and Wagner's industry-leading experience and knowledge. Wagner punches feature our industry exclusive Enduro CBN™ heat treating process that gives our punches the competitive edge - the toughest edge in the business!

We stock an extensive selection of punches in a wide variety of styles and applications. Plus, we have the capability to design and produce just about any type of custom punch imaginable, using state-of-the-art computer design and CNC machining.

Identity-etched for easy identification, Wagner Punches are exclusively made in the USA.

Wagner punches are just one part of the extensive Wagner family of products and services.

Wagner Die Supply - your punch experts!

We are proud to be associated with:



E-mail your order: wagnerproducts@wagnerdiesupply.com

Wagner Die Supply accepts:



Or call us at (800) 423-4478 and request that one be sent to you by fax or mail.

CREDIT ACCOUNTS:

Terms: Net 30 days.

Minimum order: \$50.00

Returned checks will be charged \$30.00


To establish a credit account with Wagner Die Supply, download a credit application from our website at:

<http://www.wagnerdiesupply.com/creditapp.html>

Or call us at (800) 423-4478 and request that one be sent to you by fax or mail.

OVERAGE POLICY:

On custom-made products Wagner Die Supply reserves the right to ship up to a 10% overage. Your Wagner Die Supply customer service representative can answer any questions you might have regarding our overage policy.





Contents

Wagner Punches

Page	Item
1	Standard Tubing Punches <i>Outside Bevel, Center Bevel, Inside Bevel, Tube w/Spring, Tube w/Ejector</i>
2	Decimal & Metric Tube Punches <i>Cup Punches, Pin Points, Cross Cuts</i>
3	Specialty Tubing Punches, Rule Connectors <i>O.D. Relieved, I.D. Relieved, Long Bevel, Special Base, Notched, Washer Sets, Custom Tube</i>
4	Standard Tube Oval & Square Punches
5	Straight O.D. & Straight Cut Punches <i>007 Straight Cut Punches</i>
6	Serrated Rotary Tube Punches <i>Center Bevel or Inside Bevel, Inside-Inside Serrated</i>
7	Seamless Hanger Punches
8	Standard Feed-Thru Punches <i>Feed-Thru Decimal Sizes, Oversize Feed-Thru Sizes</i>
9	Specialty Feed-Thru Punches <i>Special Heavy Wall Bored Feed-Thru, Special Feed-Thru, Serrated Feed-Thru, Oval Feed-Thru, Feed-Thru Clicker</i>
10	Self-Cleaning Punches <i>Standard Self-Cleaning, Knurled Base, No-Turn Pin Base, Serrated Edge, Kleen Cut™</i>
11	Square & Oval Self-Cleaning Punches

**Inside
Back
Cover** **Custom-Milled Punches**

ONTARIO, CA

www.wagnerdiesupply.com • 800 423-4478



Standard Tubing Punches



Outside Bevel



Center Bevel



Inside Bevel



Spring Ejectors



Rubber Punch-outs

Base Size	Outside Bevel	32nd Outside Bevel	Center Bevel	64th Center Bevel	32nd Inside Bevel	Inside Bevel
3/16"	7/64" #1	★3/32" #2	1/8" #3	9/64" #4	5/32" #5	11/64" #6
1/4"	9/64" #7	5/32" #8	3/16" #9	13/64" #10	7/32" #11	15/64" #12
5/16"	13/64" #13	7/32" #14	1/4" #15	17/64" #16	9/32" #17	19/64" #18
3/8"	17/64" #19	9/32" #20	5/16" #21	21/64" #22	11/32" #23	23/64" #24
7/16"	21/64" #25	11/32" #26	3/8" #27	25/64" #28	13/32" #29	27/64" #30
1/2"	25/64" #31	13/32" #32	7/16" #33	29/64" #34	15/32" #35	31/64" #36
9/16"	29/64" #37	15/32" #38	1/2" #39	33/64" #40	17/32" #41	35/64" #42
5/8"	33/64" #43	17/32" #44	9/16" #45	37/64" #46	19/32" #47	39/64" #48
11/16"	37/64" #49	19/32" #50	5/8" #51	41/64" #52	21/32" #53	43/64" #54
3/4"	41/64" #55	21/32" #56	11/16" #57	45/64" #58	23/32" #59	47/64" #60
13/16"	45/64" #61	23/32" #62	3/4" #63	49/64" #64	25/32" #65	51/64" #66
7/8"	49/64" #67	25/32" #68	13/16" #69	53/64" #70	27/32" #71	55/64" #72
15/16"	53/64" #73	27/32" #74	7/8" #75	57/64" #76	29/32" #77	59/64" #78
1"	57/64" #79	29/32" #80	15/16" #81	61/64" #82	31/32" #83	63/64" #84
1-1/16"	61/64" #85	31/32" #86	1" #87	1-1/64" #88	1-1/32" #89	1-3/64" #90
1-1/8"	1-1/64" #91	1-1/32" #92	1-1/16" #93	1-5/64" #94	1-3/32" #95	1-7/64" #96
1-3/16"	1-5/64" #97	1-3/32" #98	1-1/8" #99	1-9/64" #100	1-5/32" #101	1-11/64" #102
1-1/4"	1-9/64" #103	1-5/32" #104	1-3/16" #105	1-13/64" #106	1-7/32" #107	1-15/64" #108
1-5/16"	1-13/64" #109	1-7/32" #110	1-1/4" #111	1-17/64" #112	1-9/32" #113	1-19/64" #114
1-3/8"	1-17/64" #115	1-9/32" #116	1-5/16" #117	1-21/64" #118	1-11/32" #119	1-23/64" #120
1-7/16"	1-21/64" #121	1-11/32" #122	1-3/8" #123	1-25/64" #124	1-13/32" #125	1-27/64" #126
1-1/2"	1-25/64" #127	1-13/32" #128	1-7/16" #129	1-29/64" #130	1-15/32" #131	1-31/64" #132
1-9/16"	1-29/64" #133	1-15/32" #134	1-1/2" #135	1-33/64" #136	1-17/32" #137	1-35/64" #138
1-5/8"	1-33/64" #139	1-17/32" #140	1-9/16" #141	1-37/64" #142	1-19/32" #143	1-39/64" #144
1-11/16"	1-37/64" #145	1-19/32" #146	1-5/8" #147	--	1-21/32" #148	1-43/64" #149
1-3/4"	1-41/64" #150	1-21/32" #151	1-11/16" #152	--	1-23/32" #153	1-47/64" #154
1-13/16"	--	--	1-3/4" #157	--	--	--

★Cut Size .097

Standard Tubing Punches are the most popular type of cutting punches made. Available in standard heights of .918, .923, .937, 1", 1-1/8", 1-1/4", and 1-1/2". They're primarily used in cutting cardboard and corrugated. Wagner carries standard sizes from 3/32" to 1-47/64" (dia. cutting edges) in increments of 1/64". On tubing sizes from 3/16" on up to 1-3/4". Wagner Standard Punches have a wall thickness of 1/16". Spring ejectors can be supplied in our standard tubing punches in diameters up to 7/8". Rubber Punch-outs are available in our Standard Tube Punches up to 1-1/2" base. In larger sizes, a specialized ejector is recommended, the density of which is determined by the material being cut. Wagner's attention to accuracy on the cutting edge, height and hardness pays dividends on the press. Easier set-ups, longer runs and trouble-free reliable cutting are the result. Wagner can produce punches in a wide range of sizes, up to 6" in diameter upon request. In addition, Wagner can design and produce custom punches to meet just about any specification. Punches can be custom-ordered in special heights from .250" to 6".

E-mail your order: wagnerproducts@wagnerdiesupply.com



Decimal & Metric Tube Punches



Decimal Tube Punches

Available in stock in .937 height. Other heights available.



Base Size	Decimal Cut Sizes ± .002 (metric sizes) ± .003 inches										
	.103	.115	.120 (3mm)	.131	.136 (3.5mm)	.146	.151	.161	.166	.175	.180
3/16"	.103	.115	.120 (3mm)	.131	.136 (3.5mm)	.146	.151	.161	.166	.175	.180
1/4"	--	.172	.177 (4.5mm)	.182	.193	.198 (5mm)	.208	.213	.224	.229	.240
5/16"	--	.235 (6mm)	.240	.245	.255 (6.5mm)	.260	.271	.276 (7mm)	.286	.291	.302
3/8"	--	.297 (7.5mm)	.302	.307	.318 (8mm)	.323	.333 (8.5mm)	.338	.349	.354 (9mm)	.365
7/16"	--	.360	.365	.370	.380	.385	.396 (10mm)	.401	.411	.416	.427
1/2"	--	.422	.427	.432 (11mm)	.443	.448	.458	.463	.474 (12mm)	.479	.490
9/16"	--	.485	.490	.495	.505	.510 (13mm)	.521	.526	.536	.541	.553 (14mm)

Decimal tube punches available with springs or rubber ejectors.

Metric Tube Punches

These punches are manufactured with metric bases and metric cutting edges. Please call for available sizes.



Cup Punches

Also known as Dish Punches. .937 standard height, also available in .918

Wagner Cup Punches are made of solid rod. When these punches cut, the stock is forced into the cup and the compression acts as its own ejector. Cups can be used when cutting extremely small holes where ejection can be a problem. Never cut material thicker than the diameter of the cutting edge.



Base Size	Cut Sizes with Part Number							
	1/16"	5/64"	3/32"	--	--	--	--	--
1/8"	DC 062	DC 078	DC 093	--	--	--	--	--
3/16"	1/16" DC•062	5/64" DC•078	3/32" DC 02	7/64" DC 01	1/8" DC 03	9/64" DC 04	5/32" DC 05	11/64" DC 06
1/4"	--	9/64" DC 07	5/32" DC 08	--	3/16" DC 09	13/64" DC 10	7/32" DC 11	15/64" DC 12
5/16"	--	13/64" DC 13	7/32" DC 14	--	1/4" DC 15	17/64" DC 16	9/32" DC 17	19/64" DC 18
3/8"	--	17/64" DC 19	9/32" DC 20	--	5/16" DC 21	21/64" DC 22	11/32" DC 23	23/64" DC 24
7/16"	--	21/64" DC 25	11/32" DC 26	--	3/8" DC 27	25/64" DC 28	13/32" DC 29	27/64" DC 30
1/2"	--	25/64" DC 31	13/32" DC 32	--	7/16" DC 33	29/64" DC 34	15/32" DC 35	31/64" DC 36

Corrugated Shallow Cups

Available in stock in .937 height.

Base Size	Cut Sizes with Part Number	
	1/8"	3/16"
3/16"	DCC03	--
1/4"	DCC09	DCC11
5/16"	DCC15	DCC17
3/8"	DCC21	DCC23
7/16"	DCC27	DCC29

Pin Points

Also known as Stab Punches, Pin Punches, Locating Punches, Needle Points



Wagner Pin Points are available in .937 and .918 heights and come in 1/8" and 3/16" base sizes. 1/8" base pin points are also available in 1" height.

Cross Cuts



Wagner Cross Cuts are available in .937 height. Available sizes: 1/8", 3/16", 1/4", 5/16", 3/8" and 1/2". 1/4" and 3/8" are also available in 1" height.



Speciality Tubing Punches




O.D. Relieved Punches

Outside Diameter Relieved
The O.D. relieved punch is primarily used in coin cards or where a straight hole is needed. O.D. Relieved Punches minimize board crushing.

Notched Punches

Notched punches are designed to hold the slug in the die cut board for stripping later. They are manufactured with one, two or three or more notches - or by customer specifications. Smallest width notch is .010"



I.D. Relieved Punches

Inside Diameter Relieved
The I.D. punch is used as a trimming die, to trim-out molded parts that protrude.

Washer Sets

Designed to be concentric, the punches can be either a standard tube or feed thru, or even a custom punch. Outside bevel punches are best for use as the outer punch, and inside bevel for the inner.



Long Bevel Tube Punches

Used on thicker materials where crushing the board stock is a problem. They provide easier penetration and easier release.

Custom Tube Punches

Wagner Die Supply can design and produce just about any type of custom punch to suit our customers' needs. Including special coatings like titanium and Teflon[®]. Please contact us for details.



Special Base Punches

Manufactured from High Carbon Tool Steel and Precision Ground. .918 and .937 heights are available in stock. Other sizes available on request.

Sizes

1/8" base with 7/64" cutting edge Part# E00A
1/8" base with a 3/32" cutting edge Part# E00B



Rule Connectors

Also known as Rule Joiners.

Standard 2 and 4 radius, center bevel, 5/16" shoulder with "V" notched ends. Spring ejector provided in 4 radius version. Available in 1/8", 3/16", 1/4", 5/16" 3/8" and 1/2" radius sizes in .937 height. Other sizes and heights available upon request.

Radius Size	1/8"	3/16"	1/4"	5/16"	3/8"	1/2"
Round Base	1/2"	1/2"	5/8"	3/4"	7/8"	1-1/8"
Part # 2R = 2 Radius	2R 125	2R 187	2R 250	2R 312	2R 375	2R 500
Part # 4R = 4 Radius	4R 125	4R 187	4R 250	4R 312	4R 375	4R 500

E-mail your order: wagnerproducts@wagnerdiesupply.com

ONTARIO, CA



Standard Tube Oval & Square Punches



Standard Tube Oval Punches

Also known as *Squeezed Ovals*, *Oblong Tube Punches*.

Wagner's standard oval tube punches are manufactured by squeezing the tube to the desired shape, as a result, they do not have full radius ends. .937 height is available in stock, other sizes available on request.

Note: If a close tolerance or an exact oval size is required, a milled punch should be specified.



W	x	L	Bevel	Part Number
3/32"	x	3/16"	C.B.	A0093X187
3/32"	x	7/32"	I.B.	A0093X218
7/64"	x	3/16"	O.B.	A0109X187
7/64"	x	1/4"	C.B.	A0109X250
1/8"	x	5/32"	C.B.	A0125X156
1/8"	x	3/16"	I.B.	A0125X187
1/8"	x	1/4"	C.B.	A0125X250
1/8"	x	5/16"	I.B.	A0125X312
9/64"	x	3/16"	I.B.	A0140X187
9/64"	x	1/4"	C.I.B.	A0140X250
5/32"	x	3/16"	I.B.	A0156X187
5/32"	x	9/32"	I.B.	A0156X281
3/16"	x	5/16"	C.B.	A0187X312
3/16"	x	3/8"	I.B.	A0187X375
3/16"	x	7/16"	C.I.B.	A0187X437

W	x	L	Bevel	Part Number
7/32"	x	9/32"	C.B.	A0218X281
7/32"	x	21/64"	I.B.	A0218X328
7/32"	x	3/8"	C.B.	A0218X375
7/32"	x	13/32"	C.I.B.	A0218X406
1/4"	x	5/16"	I.B.	A0250X312
1/4"	x	3/8"	C.B.	A0250X375
1/4"	x	13/32"	C.I.B.	A0250X406
1/4"	x	7/16"	I.B.	A0250X437
1/4"	x	1/2"	C.I.B.	A0250X500
9/32"	x	11/32"	C.B.	A0281X343
9/32"	x	1/2"	I.B.	A0281X500
9/32"	x	9/16"	C.B.	A0281X562
5/16"	x	3/8"	I.B.	A0312X375
5/16"	x	7/16"	C.B.	A0312X437
5/16"	x	1/2"	I.B.	A0312X500
5/16"	x	9/16"	C.I.B.	A0312X562

W	x	L	Bevel	Part Number
11/32"	x	3/8"	I.B.	A0343X375
11/32"	x	7/16"	C.I.B.	A0343X347
11/32"	x	17/32"	C.B.	A0343X531
3/8"	x	1/2"	C.B.	A0375X500
3/8"	x	9/16"	O.B.	A0375X562
3/8"	x	21/32"	O.B.	A0375X656
7/16"	x	1/2"	I.B.	A0437X500
7/16"	x	5/8"	I.B.	A0437X625
7/16"	x	11/16"	C.I.B.	A0437X687
1/2"	x	5/8"	C.B.	A0500X625
1/2"	x	3/4"	C.I.B.	A0500X750
1/2"	x	7/8"	I.B.	A0500X875
9/16"	x	11/16"	C.I.B.	A0562X687
9/16"	x	13/16"	C.I.B.	A0562X812
5/8"	x	7/8"	C.I.B.	A0625X875

Bevels: C.B. = Center Bevel, I.B. = Inside Bevel, C.I.B. = In between C.B. and I.B., O.B. = Outside Bevel

Square Tube Punches

.937 height is available in stock. Other sizes and heights available upon request.



Cut Size	1/8"	5/32"	3/16"	7/32"	1/4"	9/32"	5/16"	3/8"	7/16"	1/2"
Base Size	1/4"	5/16"	5/16"	5/16"	3/8"	3/8"	3/8"	1/2"	1/2"	5/8"

E-mail your order: wagnerproducts@wagnerdiesupply.com



Straight O.D. & Straight Cut Punches



Straight Outside Diameter Punches

Also known as Flush Bevel, Exact Inside Bevel, Straight Wall Punches.

Wagner's Straight Outside Diameter Punches feature a cutting edge that is on the outside edge of the punch. These punches are made from high carbon steel for added strength. These punches are machine ground for close tolerances and are designed for use in narrow places where a standard tube punch will not fit. Available heights in stock are .918" and .937".



Other sizes are available in stock that are not listed below, please call.

Base Size	Cut Size & Part Number		
5/64"	--	--	5/64 E549
3/32"	--	3/32" E525	--
7/64"	--	--	7/64" E550*
1/8"	1/8" E501	--	--
9/64"	--	--	9/64" E551
5/32"	--	5/32" E526	--
11/64"	--	--	11/64" E552
3/16"	3/16" E502	--	--
13/64"	--	--	13/64" E553
7/32"	--	7/32" E527	--
15/64"	--	--	15/64" E554
1/4"	1/4" E503	--	--
17/64"	--	--	17/64" E555
9/32"	--	9/32" E528	--
19/64"	--	--	19/64" E556
5/16"	5/16" E504	--	--
21/64"	--	--	21/64" E557

Base Size	Cut Size & Part Number		
11/32"	--	11/32" E529	--
23/64"	--	--	23/64" E558
3/8"	3/8" E505	--	--
25/64"	--	--	25/64" E559
13/32"	--	13/32" E530	--
27/64"	--	--	27/64" E560
7/16"	7/16" E506	--	--
29/64"	--	--	29/64" E561
15/32"	--	15/32" E531	--
31/64"	--	--	31/64" E562
1/2"	1/2" E507	--	--
33/64"	--	--	33/64" E563
17/32"	--	17/32" E532	--
35/64"	--	--	35/64" E564
9/16"	9/16" E508	--	--
37/64"	--	--	37/64" E565
19/32"	--	19/32" E533	--

Base Size	Cut Size & Part Number		
39/64"	--	--	39/64" E566
5/8"	5/8" E509	--	--
41/64"	--	--	41/64" E567
21/32"	--	21/32" E534	--
43/64"	--	--	43/64" E568
11/16"	11/16" E510	--	--
45/64"	--	--	45/64" E569
23/32"	--	23/32" E535	--
47/64"	--	--	47/64" E570
3/4"	3/4" E511	--	--
49/64"	--	--	49/64" E571
25/32"	--	25/32" E536	--
51/64"	--	--	51/64" E572
13/16"	13/16" E512	--	--
7/8"	7/8" E513	--	--
--	--	--	--
--	--	--	--

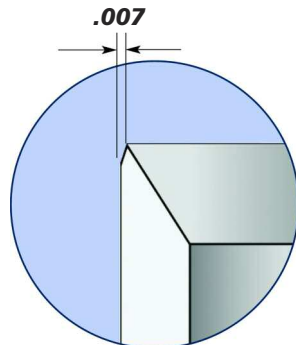
*Manufactured as a semi-hollow punch because no spring will fit. Semi-hollow design allows for use of ejection material without plugging the back.

007 Straight Cut Punches

Manufactured from High Carbon Steel. The Wagner 007 Straight Cut Punch features a reduced wall thickness that allows for the use of a larger spring or rubber punch-out. The 007 punch cuts with much less pressure than Straight O.D. punches.



THE ORIGINAL
007
 SERIES



007 Series Sizes available in stock.

Base Size	Cut Size	Base Size	Cut Size	Base Size	Cut Size
9/64	1/8	9/32	17/64	27/64	13/32
5/32	9/64	19/64	9/32	29/64	7/16
11/64	5/32	21/64	5/16	15/32	29/64
13/64	3/16	11/32	21/64	31/64	15/32
7/32	13/64	23/64	11/32	33/64	1/2
15/64	7/32	25/64	3/8	Available heights in stock: .918 and .937 Other heights available upon request.	
17/64	1/4	13/32	25/64		



Serrated Rotary Tube Punches

Serrated Rotary Tube Punches -

Center Bevel or Inside Bevel

Available in standard heights of .970, .990, 1" and 1.023", Wagner's Serrated Rotary Tube Punches feature a scalloped cutting edge for accurate cuts with reduced pressure. These punches are manufactured to extremely close tolerances resulting in high quality with cleaner cuts and easier stripping.



Base Size	Center Bevel	Inside Bevel Cuts -1/64"
3/16"	1/8" AR 03	--
1/4"	3/16" AR 09	1/4" AR 12
5/16"	1/4" AR 15	5/16" AR 18
3/8"	5/16" AR 21	3/8" AR 24
7/16"	3/8" AR 27	7/16" AR 30
1/2"	7/16" AR 33	1/2" AR 36
9/16"	1/2" AR 39	9/16" AR 42
5/8"	9/16" AR 45	5/8" AR 48
11/16"	5/8" AR 51	11/16" AR 54
3/4"	11/16" AR 57	3/4" AR 60

Base Size	Center Bevel	Inside Bevel Cuts -1/64"
13/16"	3/4" AR 63	13/16" AR 66
7/8"	13/16" AR 69	7/8" AR 72
15/16"	7/8" AR 75	15/16" AR 78
1"	15/16" AR 81	1" AR 84
1-1/16"	1" AR 87	--
1-1/8"	--	1-1/8" AR 96
1-3/16"	1-1/8" AR 99	--
1-1/4"	--	1-1/4" AR 108
1-5/16"	1-1/4" AR 111	--
1-3/8"	--	1-3/8" AR 120

Inside-Inside Serrated Punches

Inside-Inside Bevel

These high quality Inside-Inside Bevel Rotary Serrated Punches feature a unique tooth design with a shallow gullet that helps produce a ridge-free cut, while reducing cutting pressure. Wagner Inside-Inside Bevel Rotary Serrated Punches perform consistently, with less ejection material for superior waste removal. Excellent for cutting corrugated plastic.



Compared to a standard serrated rotary punch (right), Wagner Inside-Inside Bevel Serrated punches cut cleaner and allow for easier waste removal.

Base Size	Number & Cut Size - 1/64"
3/8"	ARI024 3/8"
1/2"	ARI036 1/2"
5/8"	ARI048 5/8"
3/4"	ARI060 3/4"

Base Size	Number & Cut Size - 1/64"
7/8"	ARI072 7/8"
1"	ARI084 1"
1-1/8"	ARI096 1-1/8"
1-1/4"	ARI108 1-1/4"



Inside Bevel Relieved (1.030") Serrated Punches

The Wagner Inside Bevel Relieved Serrated Punch is a Center Bevel Punch that has been relieved with serration on the inside bevel. If the Center Bevel Serrated Punch caused to much crush a IB Rel Serrated can be used without redrilling the dieboard. It will cut cleaner and with less pressure than the Center Bevel Serrated Punch. Ejectors available upon request.



Punch #	Cut Size
#15	1/4" rel.
#27	3/8" rel.
#39	1/2" rel

Punch #	Cut Size
#51	5/8" rel.
#63	3/4" rel.
#75	7/8" rel

Punch #	Cut Size
#87	1" rel.
#99	1-1/8" rel.
#111	1-1/4" rel



Seamless Hanger Punches

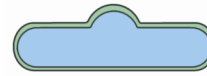
Also known as Butterfly, Bat Wings.

Wagner Seamless Hanger Punches can be ordered individually by part number or in exclusive "matched sets." The cutting edge on these punches is manufactured to a tolerance of $\pm .005"$. Wagner Seamless Hangers are available in .918", .937", 1-1/8" and 1-1/2" heights. Other heights are available upon request. Ejectors available upon request.



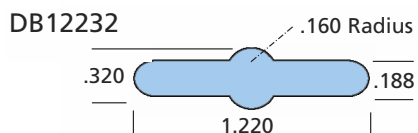
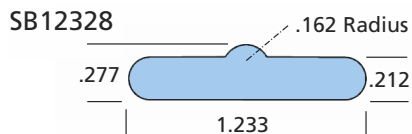
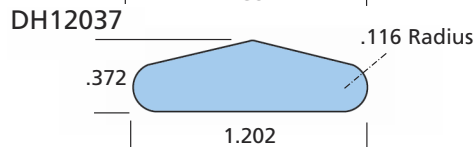
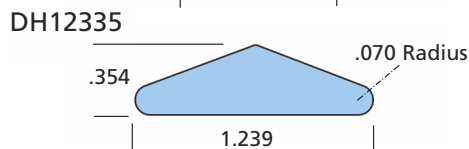
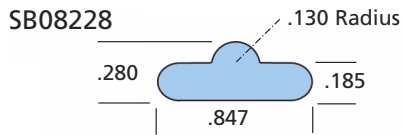
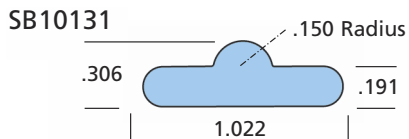
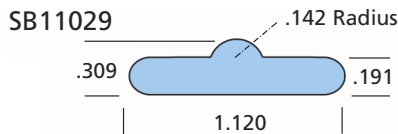
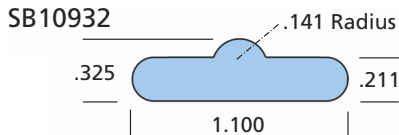
Punches below are available individually or in indicated "fold-over" sets.

How Wagner Matched Sets work:



SB10932 (small) + # SB11539 = Set A (actual size)

Designed to work together precisely, Wagner Matched Sets take the guesswork out of hanger hole punching!



Set A
 SB10932 + SB11539

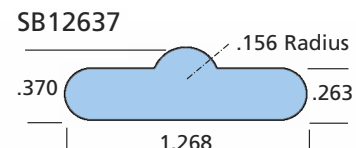
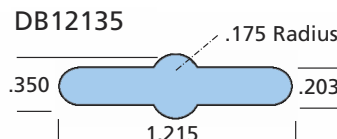
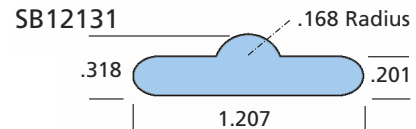
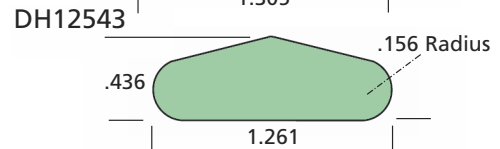
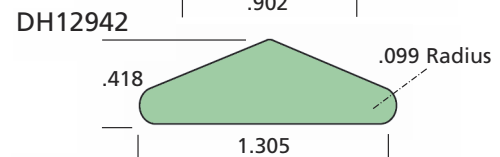
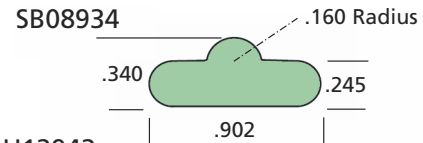
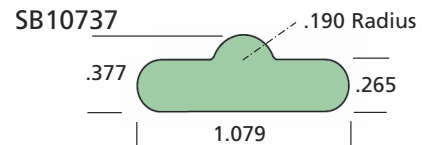
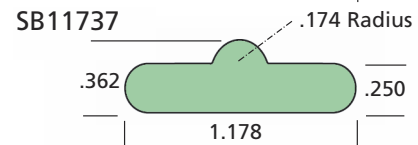
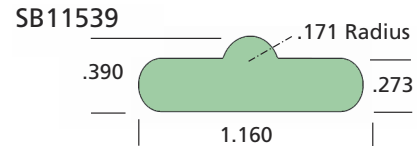
Set B
 SB11029 + SB11737

Set C
 SB10131 + SB10737

Set D
 SB08228 + SB08934

Set E
 DH12335 + DH12942

Set F
 DH12037 + DH12543





Standard Feed-Thru Punches

Also known as Top Clear Out, Flow Through, Back Clearance, Rear Exhaust punches.

Wagner Feed-Thru Punches are designed and precision-manufactured to pick-up the slug and feed it through smoothly. These punches feature a precise cutting edge for easy cutting. Great for gasket cutting, they are inserted in the dieboard with drilled metal backing plate that secures the punch and allows the slug to pass through. Rods are placed between the backing plate and the press to provide clearance for slugs to eject freely. Another use for Feed-Thrus is on a clicker style press, usually on short runs, cutting into a cutting pad. Available in a wide range of sizes from miniatures (1/32") through standard sizes, to oversize up to (1-13/32"). Standard height: .937" (other sizes available upon request).

Also Available in Long Bevel style in most Standard Feed-Thru Sizes.



Base Size	Cutting Edge Sizes			Thin Wall	Very Thin Wall
1/8"	1/16" #264	3/64" #265	1/32" #266	5/64" #267	--
3/16"	1/16" #262	5/64" #263	3/32" #200	7/64" #201A	1/8" #202B
1/4"	1/8" #203	9/64" #204	5/32" #205	11/64" #206A	3/16" #207B
5/16"	3/16" #208	13/64" #209	7/32" #210	15/64" #211A	1/4" #212B
3/8"	1/4" #213	17/64" #214	9/32" #215	19/64" #216A	5/16" #217B
7/16"	5/16" #218	21/64" #219	11/32" #220	23/64" #221A	3/8" #222B
1/2"	3/8" #223	25/64" #224	13/32" #225	27/64" #226A	7/16" #227B
9/16"	7/16" #228	29/64" #229	15/32" #230	31/64" #231A	1/2" #232B
5/8"	1/2" #233	33/64" #234	17/32" #235	35/64" #236A	9/16" #280B
11/16"	9/16" #237	37/64" #238	19/32" #239	39/64" #240A	5/8" #281B
3/4"	5/8" #241	41/64" #242	21/32" #243	43/64" #282A	11/16" #283B
13/16"	11/16" #244	45/64" #245	23/32" #246	47/64" #284A	3/4" #285B
7/8"	3/4" #247	49/64" #248	25/32" #249	51/64" #286A	13/16" #287B
15/16"	13/16" #250	53/64" #251	27/32" #252	55/64" #288A	7/8" #289B
1"	7/8" #253	57/64" #254	29/32" #255	--	--
1-1/16"	15/16" #256	61/64" #257	31/32" #258	--	--
1-1/8"	1" #259	1-1/64" #260	1-1/32" #261	--	--

Stocked Feed-Thru Decimal Sizes

.937" only

Base Size	Cutting Edges Decimal Cut Size ±.002			
3/16"	.099	.104	.115	.120
1/4"	.130	.135	.145	.150
5/16"	.192	.197	.208	.213
3/8"	.255	.260	.270	.275
7/16"	.317	.322	.333	.338
1/2"	.380	.385	.395	.400
9/16"	.442	.447	.458	.463

Stocked Oversize Feed-Thru Sizes

.937" only, Bored Style.

Base Size	Cutting Edge & Number	
1-3/16"	1-1/16" B300	1-3/32" B301
1-1/4"	1-1/8" B302	1-5/32" B303
1-5/16"	1-3/16" B304	1-7/32" B305
1-3/8"	1-1/4" B306	1-9/32" B307
1-7/16"	1-5/16" B308	1-11/32" B309
1-1/2"	1-3/8" B310	1-13/32" B311
1-9/16"	1-7/16" B312	1-15/32" B313
1-5/8"	1-1/2" B314	--
1-3/4"	1-5/8" B318	--



Specialty Feed-Thru Punches



Special Heavy Wall Bored Feed-Thru Punches

These quality Wagner Feed-Thru Punches feature heavier walls for cutting thicker materials, bored for improved clearance. .937" height in stock, other heights available upon request.



Base Size	Cutting Edge Sizes			
3/16"	1/32"	3/64"	--	--
1/4"	1/16"	5/64"	3/32"	7/64"
5/16"	1/8"	9/64"	5/32"	11/64"
3/8"	3/16"	13/64"	7/32"	15/64"
7/16"	1/4"	17/64"	9/32"	19/64"
1/2"	5/16"	21/64"	11/32"	23/64"
9/16"	3/8"	25/64"	13/32"	27/64"
5/8"	7/16"	29/64"	15/32"	31/64"
11/16"	1/2"	33/64"	17/32"	35/64"
3/4"	9/16"	37/64"	19/32"	39/64"

Special Feed-Thru Punches

Wagner can design and manufacture specialty Feed-Thru Punches for just about any job or specification. Below are just a few examples of special Feed-Thru punches we can manufacture.



Serrated Feed-Thru Punches

Wagner Serrated Feed-Thru Punches are manufactured with a special scalloped cutting edge that cuts precisely with less pressure.



Oval Feed-Thru Punches

Wagner Oval Feed-Thru Punches are squeezed from Standard Feed-Thru punches. These punches do not have a full radius end. If a full radius Feed Thru Oval is needed, a close tolerance milled oval can be ordered.



Feed-thru Clicker Punches

Long bevel design for cutting thicker materials, like leather.

E-mail your order: wagnerproducts@wagnerdiesupply.com



Self-Cleaning Punches



Standard Self-Cleaning Punches

Also known as Side Outlet, Side Clear, Self-Stripping, Side Exhaust and Side Feed-Thru punches.

Wagner Self-Cleaning Punches are excellent for cutting heavier stock where a standard punch might not be able to eject cleanly. Precision-manufactured for high performance, featuring large exhaust holes for trouble-free stripping. Available in a wide variety of sizes including smaller base sizes for tight quarters. Standard stock heights: .918", .937" - also available in .923", 1", 1-1/8", 1-1/4" and 1-1/2" other sizes available upon request.



Base Size	Best Size for Clearance				Smaller Bases		
1/8"	--	--	1/32"	--	3/64"	1/16"	5/64"
	--	--	#466	--	#465	#464	#467
3/16"	1/16"	--	--	--	5/64"	3/32"	1/8"
	#400	--	--	--	#418	#419	#470
1/4"	1/8"	--	3/32"	--	9/64"	7/64"	5/32"
	#401	--	#402	--	#420	#421	#422
5/16"	3/16"	9/64"	5/32"	1/8"	13/64"	11/64"	7/32"
	#403	#404	#405	#406	#423	#424	#425
3/8"	1/4"	13/64"	7/32"	--	--	15/64"	--
	#407	#408	#409	--	--	#426	--
7/16"	5/16"	17/64"	9/32"	--	--	19/64"	--
	#410	#411	#412	--	--	#427	--
1/2"	3/8"	21/64"	11/32"	5/16"	--	23/64"	25/64"
	#413	#414	#415	#416	--	#428	#434
9/16"	7/16"	13/32"	25/64"	3/8"	27/64"	--	--
	#429	#430	#431	#417	#435	--	--
5/8"	1/2"	15/32"	--	31/64"	--	--	--
	#432	#433	--	#436	--	--	--



Self-Cleaning with Knurled Base

Refer to chart on the left for available sizes. Available in .937 height.

Wagner Self-Cleaning Punches can be manufactured in these styles:



Also available with No-Turn Pin

Please call for availability and other custom requirements.



Kleen Cut™ Self-Cleaning Punches

Wagner Kleen Cut™ Self-Cleaning Punches feature a longer bevel and a knurled base. Excellent for cutting thicker materials.

Base Size	Sizes and Part Numbers				
1/4"	1/8"	--	3/32"	--	7/64"
	HK 401	--	HK 402	--	HK 421
5/16"	3/16"	9/64"	5/32"	1/8"	11/64"
	HK 403	HK 404	HK 405	HK 406	HK 424
3/8"	1/4"	13/64"	7/32"	--	15/64"
	HK 407	HK 408	HK 409	--	HK 426
7/16"	5/16"	17/64"	9/32"	--	19/64"
	HK 410	HK 411	HK 412	--	CHK427
1/2"	3/8"	23/64"	11/32"	5/16"	21/64"
	HK 413	CHK428	CHK415	HK 416	CHK414
9/16"	7/16"	--	13/32"	3/8"	25/64"
	HK 429	--	CHK430	HK 417	CHK431
5/8"	1/2"	--	15/32"	--	--
	HK 432	--	CHK433	--	--



Long Bevel Serrated Self-Cleaning with Knurled Base

Stock heights are .990" and 1", other heights are available upon request.

Base Size	Part Number and Size
1/4"	#401 1/8" SC
5/16"	#403 3/16" SC
3/8"	#407 1/4" SC
7/16"	#410 7/16" SC
1/2"	#413 1/2" SC



Self-Cleaning Square & Oval Punches



Square Self-Cleaning Punches

Wagner Self-Cleaning Square Punches feature sharp corners and rugged construction with wide ejection outlets. Standard Height: .937" other heights available upon request.

Cut Size	1/8"	5/32"	3/16"	7/32"	1/4"	9/32"	5/16"	3/8"	7/16"	1/2"
Base Size	5/16"	5/16"	3/8"	7/16"	1/2"	1/2"	1/2"	5/8"	5/8"	3/4"
Part Number	SQSC 125	SQSC 156	SQSC 187	SQSC 218	SQSC 250	SQSC 281	SQSC 312	SQSC 375	SQSC 437	SQSC 500



Oval Self-Cleaning Punches

Also known as Side Outlet Oval, Side Exhaust Oval, Full Radius Side Outlet, Self-Stripping Oval, Side Clear Oval and Oblong Oval punches.

Wagner Oval Self-Cleaning Punches are manufactured with an extra-sharp cutting edge that provides a cleaner hole with less pressure. Wagner stocks a wide variety of cut sizes in .937" height, other heights are available upon request.



Cut Size	Base Size	Part No.
1/16" x 1/8"	1/4" x 5/16"	SC 062X125
1/16" x 3/16"	1/4" x 5/16"	SC 062X187
1/16" x 1/4"	1/4" x 3/8"	SC 062X250
1/16" x 5/16"	1/4" x 1/2"	SC 062X312
1/16" x 3/8"	1/4" x 1/2"	SC 062X375
1/16" x 1/2"	1/4" x 3/4"	SC 062X500
1/16" x 5/8"	1/4" x 1"	SC 062X625
1/16" x 3/4"	1/4" x 1"	SC 062X750
1/16" x 1"	1/4" x 1-1/4"	SC 062X1.0
3/32" x 3/16"	1/4" x 5/16"	SC 093X187
3/32" x 1/4"	1/4" x 1/2"	SC 093X250
3/32" x 5/16"	1/4" x 1/2"	SC 093X312
3/32" x 3/8"	1/4" x 1/2"	SC 093X375
3/32" x 1/2"	1/4" x 3/4"	SC 093X500
3/32" x 5/8"	1/4" x 1"	SC 093X625
3/32" x 3/4"	1/4" x 1"	SC 093X750
3/32" x 1"	1/4" x 1-1/4"	SC 093X1.0
1/8" x 3/16"	1/4" x 1/2"	SC 125X187
1/8" x 1/4"	1/4" x 1/2"	SC 125X250
1/8" x 5/16"	1/4" x 1/2"	SC 125X312
1/8" x 3/8"	1/4" x 1/2"	SC 125X375
1/8" x 7/16"	3/8" x 3/4"	SC 125X437
1/8" x 1/2"	3/8" x 3/4"	SC 125X500
1/8" x 9/16"	3/8" x 1"	SC 125X563
1/8" x 5/8"	3/8" x 1"	SC 125X625
1/8" x 3/4"	3/8" x 1"	SC 125X750
1/8" x 1"	3/8" x 1-1/4"	SC 125X1.0

Cut Size	Base Size	Part No.
5/32" x 5/16"	3/8" x 1/2"	SC 156X312
3/16" x 1/4"	3/8" x 1/2"	SC 187X250
3/16" x 5/16"	3/8" x 5/8"	SC 187X312
3/16" x 3/8"	3/8" x 5/8"	SC 187X375
3/16" x 7/16"	3/8" x 3/4"	SC 187X437
3/16" x 1/2"	3/8" x 3/4"	SC 187X500
3/16" x 5/8"	3/8" x 1"	SC 187X625
3/16" x 3/4"	3/8" x 1"	SC 187X750
3/16" x 1"	3/8" x 1-1/4"	SC 187X1.0
3/16" x 1-1/8"	3/8" x 1-1/2"	SC 187X1125
1/4" x 5/16"	1/2" x 5/8"	SC 250X312
1/4" x 3/8"	1/2" x 3/4"	SC 250X375
1/4" x 1/2"	1/2" x 1"	SC 250X500
1/4" x 5/8"	1/2" x 1"	SC 250X625
1/4" x 3/4"	1/2" x 1"	SC 250X750
1/4" x 1"	1/2" x 1-1/4"	SC 250X1.0
5/16" x 3/8"	1/2" x 3/4"	SC 312X375
5/16" x 1/2"	1/2" x 1"	SC 312X500
5/16" x 9/16"	1/2" x 1"	SC 312X562
5/16" x 5/8"	1/2" x 1"	SC 312X625
5/16" x 3/4"	1/2" x 1"	SC 312X750
5/16" x 1"	1/2" x 1-1/4"	SC 312X1.0
3/8" x 1/2"	5/8" x 1"	SC 375X500
3/8" x 5/8"	3/4" x 1"	SC 375X625
3/8" x 3/4"	3/4" x 1"	SC 375X750
3/8" x 1"	3/4" x 1-1/4"	SC 375X1.0

Wagner Custom-Milled Punches

Wagner Die Supply has been a punch innovator for over 60 years. We have the experience and equipment, including CAD-based milling systems to design and manufacture virtually any size, shape or style punch. All of our punches are specially heat-treated using our industry-exclusive Enduro CBN™ process. Wagner's unique CNC milling techniques produce the most-accurate, durable and sharpest cutting punches in the business.



E-mail your order: wagnerproducts@wagnerdiesupply.com

Manufactured exclusively by Wagner Die Supply:



Extractor 2000



Henderson Storage Systems



Die Room Equipment



2041 Elm Court, Ontario, CA 91761

Toll-Free (800) 423-4478

Local: (909) 947-3044 • Fax: (909) 923-7809

E-mail orders: wagnerproducts@wagnerdiesupply.com