

NBNPHA-ALSBLNB
Réunion régionale
de Restigouche

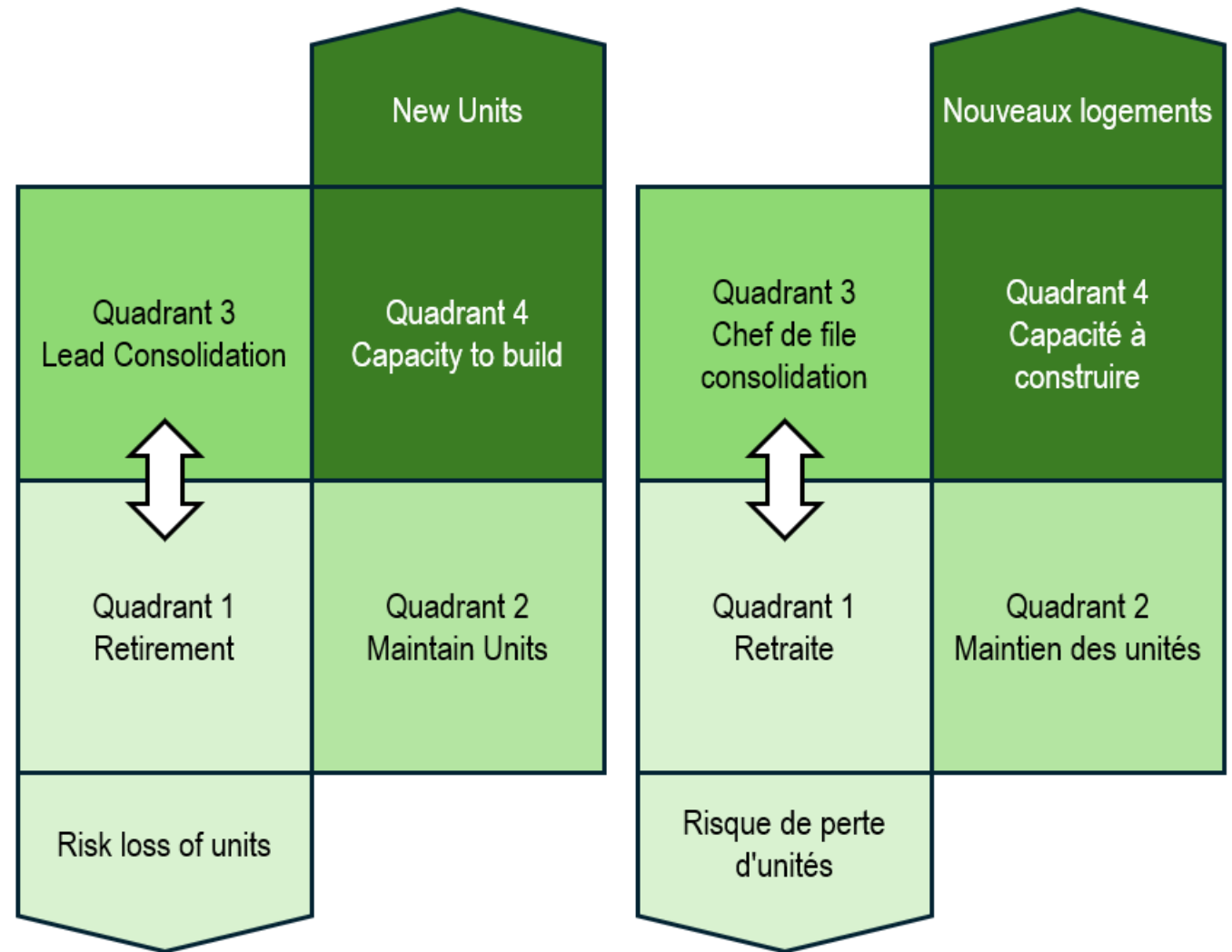
13 novembre 2024



L'heure / Time	Sujet / Topic	Speaker
9:00 – 9:10	Bienvenue et interpretation Welcome and interpretation	Peter / Diane
9:10 – 9:20	Introductions	All
9:20 – 9:40	Enquête et site web Survey and website	Peter
9:40 – 10:00	Bureau des relations entre les locataires et les propriétaires Tenant and Landlord Relations Office	Lyndsay Gauthier, TLRO Chloe Doiron, TLRO
10:00 – 10:20	Processus de développement Development process	Peter
10:20 – 10:40	Habitation NB question et réponse Housing NB question and answer	All
10:40 – 11:00	New business	All

Introductions

Enquête et site web Survey and website



NBNPHA-ALSBLNB

170 members

170 membres

6,500 units

6,500 unités

63% > 60 years old

63% > 60 an

32% > 70 years old

32% > 70 an

84% want to add units

84% souhaite ajouter des unités

Waiting lists substantial

Listes d'attente substantielles

Bureau des
relations entre les
locataires et les
propriétaires

Tenant and
Landlord Relations
Office

The screenshot shows a web page with a dark green header. In the top left corner is the logo for 'New Brunswick CANADA'. In the top right corner, there is a search icon and a language selector button labeled 'Français'. Below the header, the page title 'Renting in New Brunswick' is displayed. The main heading is 'Solve a problem' in a large, bold font, followed by the subtext 'Landlords and tenants can use these steps and services to solve a problem'. Below this, there is a section titled 'On this page:' which contains three blue links: 'Overview', 'Solve a problem: step by step', and 'Appealing a decision'. A horizontal line separates this section from the 'Overview' section below. The 'Overview' section has a bold heading and a paragraph of text: 'There are 5 steps tenants and landlords can use to solve a problem. Learn how the Tenant and Landlord Relations Office can help solve a problem if you are unable to solve it on your own.'

New Brunswick
CANADA

Search Français

Renting in New Brunswick

Solve a problem

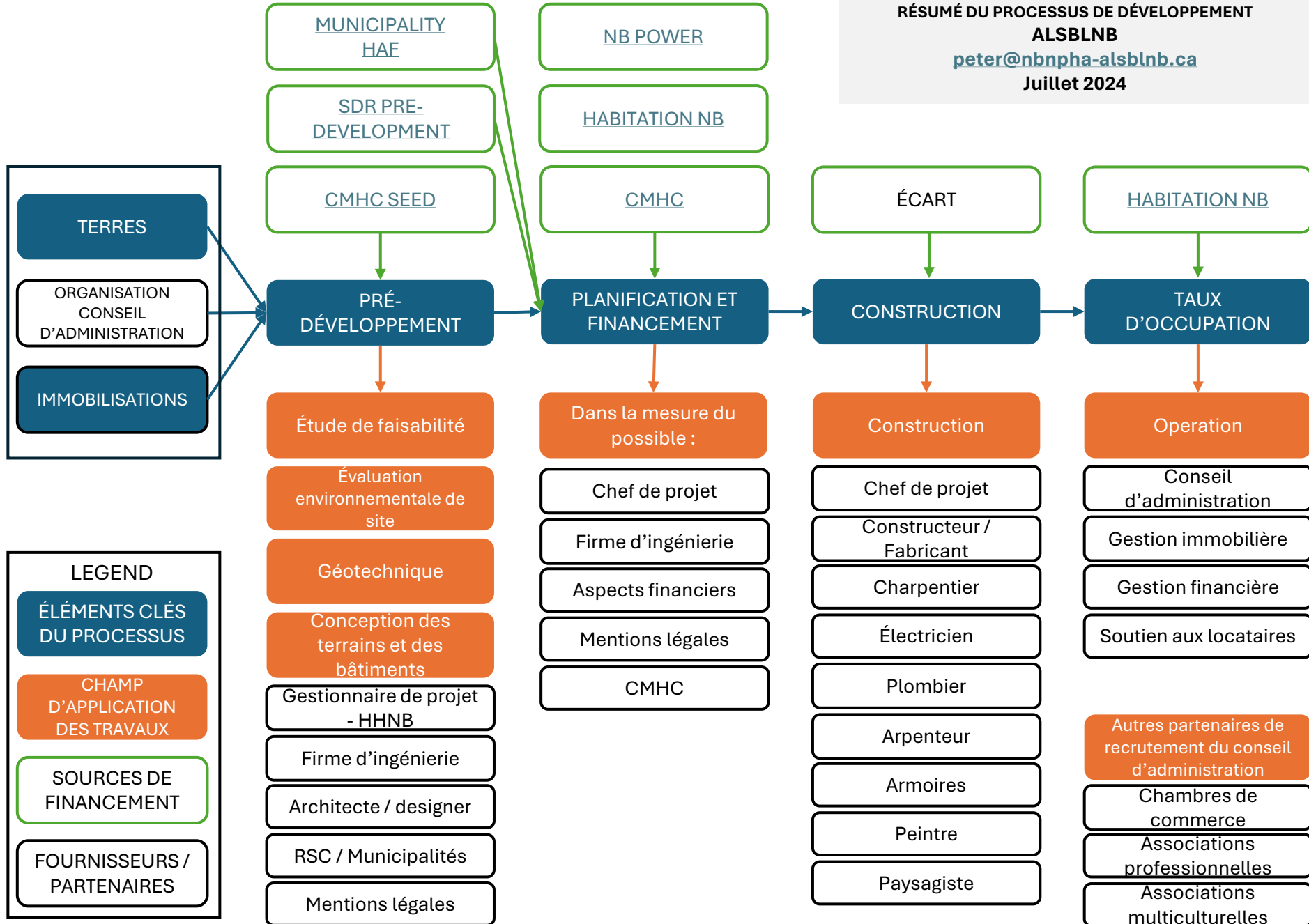
Landlords and tenants can use these steps and services to solve a problem

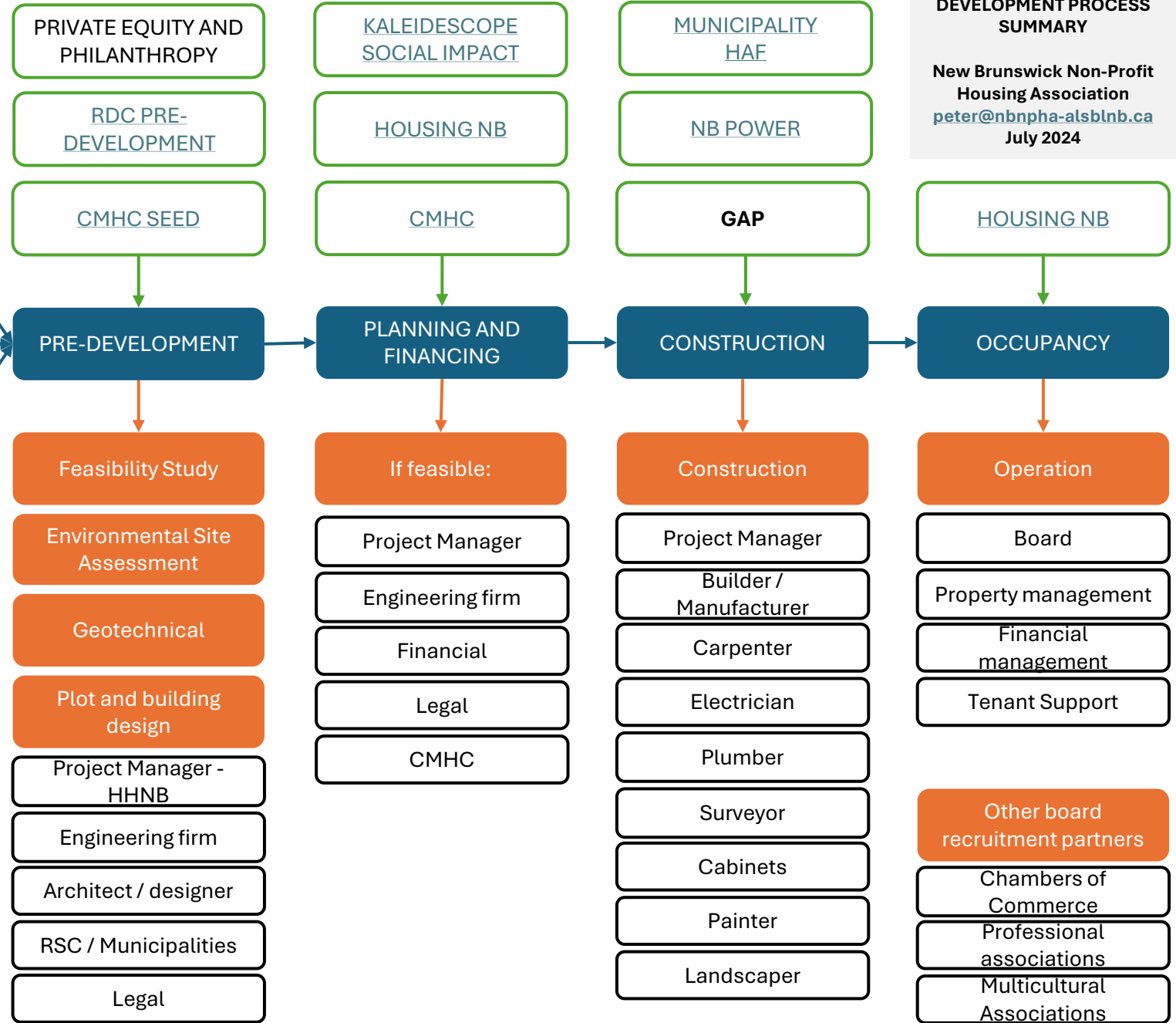
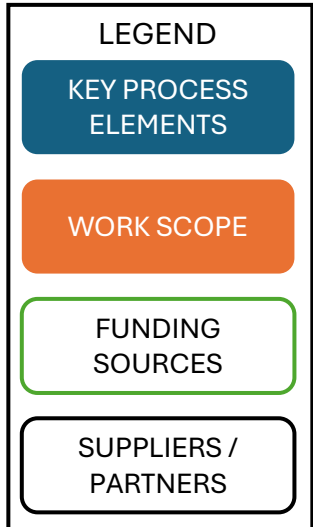
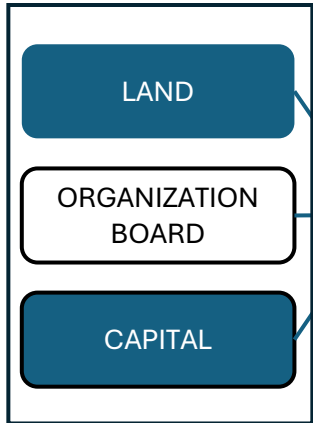
On this page:

- [Overview](#)
- [Solve a problem: step by step](#)
- [Appealing a decision](#)

Overview

There are 5 steps tenants and landlords can use to solve a problem. Learn how the Tenant and Landlord Relations Office can help solve a problem if you are unable to solve it on your own.





Habitation NB
question et
réponse

Housing NB
question and
answer

New business