As built drawings as certified by DTP, Gurugram vide Endst. No. 4599 dated 08.06.2023, confirmed to be in conformity with OC granted for Ground Floor to 7th Floor of Commercial Colony (under TOD Policy) on the area measuring 2.362 acres (Licence no. 278 of 2007 dated 17.12.2007 and Licence no. 157 of 2022 dated 01.10.2022) in Sector-61, Gurugram Manesar Complex vide this office Memo No. 42867 dated 19.12.2023. The following variations from the approved plans have been compounded while issuing above mentioned occupation certificate:-

Sr. No	Violation/Variations	Area
1.	DPC Certificate not taken	2361.947 Sqm
2.	Construction raised without approval of revised building plan. (Three level basement & **Ground Floor to 7th Floor)**	25984.173 Sqm.
3	Change in Elevation	1 No's.
4	Internal changes	11042.691 Sqm

NOTE:- To be read with this office Memo No.....dated.....

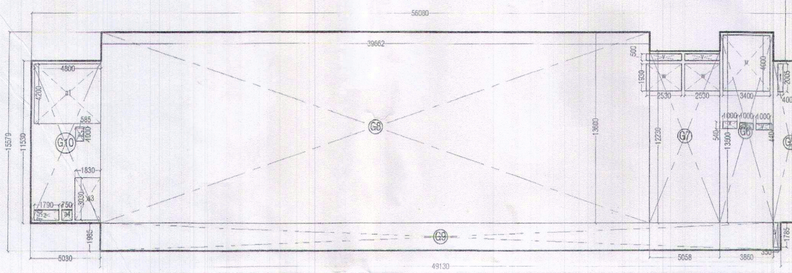

SECOND FLOOR AREA DIAGRAM

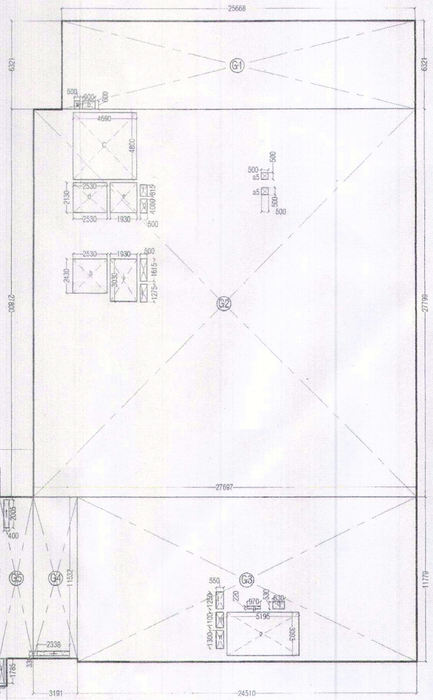

2ND FLOOR CARPET AREA								
C1	=	1	X	6.075	X	0.636	=	3.864	SQM
C2	=	1	X	1.945	X	5.256	=	10.223	SQM
C3	=	1	X	3.720	X	6.072	=	22.588	SQM
C4	=	1	X	18.790	X	13.492	=	253.515	SQM
C5	=	1	X	5.030	X	0.700	=	3.521	SQM
C6	=	1	X	11.527	X	0.192	=	2.213	SQM
C7	=	1	X	10.890	X	6.158	=	67.061	SQM
C8	=	1	X	21.659	X	11.069	=	239.743	SQM
C-8	=	1	X	9.266	X	0.550	=	5.096	SQM
C9	=	1	X	0.778	X	0.515	=	0.401	SQM
C10	=	1	X	3.696	X	7.961	=	29.424	SQM
C11	=	1	X	5.300	X	5.095	=	27.004	SQM
C12	=	1	X	12.920	X	14.430	=	186.436	SQM
C13	=	1	X	11.832	X	8.471	=	100.229	SQM
C14	=	1	X	2.370	X	2.205	=	5.226	SQM
C15	=	1	X	8.900	X	3.295	=	29.326	SQM
C16	=	1	X	9.605	X	0.778	=	7.473	SQM
C17	=	1	X	0.745	X	0.633	=	0.472	SQM
C18	=	1	X	3.575	X	3.365	=	12.030	SQM
C19	=	1	X	44.520	X	6.510	=	289.825	SQM
C20	=	1	X	38.935	X	6.520	=	253.856	SQM
C21	=	1	X	0.795	X	4.060	=	3.228	SQM
2ND FLOOR TOTAL CARPET AREA							=	1552.751	SQM

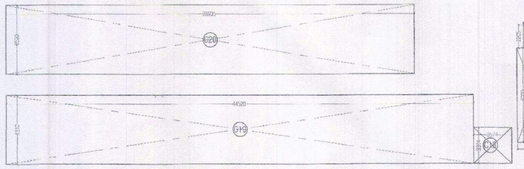

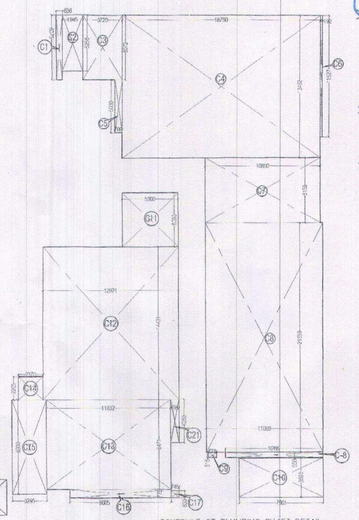

SECOND FLOOR CARPET AREA DIAGRAM

ATP

ATP

JD

JE

SCHEDULE OF PLUMBING SHAFT DETAIL

SR.NO	SIZE/DIA	PURPOSE
1	110 OD uPVC	SOIL PIPE STACK
2	110 OD uPVC	WASTE PIPE STACK
3	80 OD uPVC	VENT PIPE STACK
4	G.I	DOMESTIC WATER SUPPLY DOWNTAKE
5	G.I	FLUSH WATER SUPPLY DOWN TAKE
6	110 OD uPVC	RAIN WATER PIPE DOWN TAKE
7	50ø G.I	U.G TO O.H TANK DWS PIPE
8	50ø G.I	U.G TO O.H TANK FWS PIPE
9	50ø G.I	U.G TO O.H TANK SWS PIPE
10	160 OD uPVC	RAIN WATER PIPE DOWN TAKE

DOOR WINDOW SCHEDULE

TAG	WIDTH	HEIGHT	CILL	LINTEL LVL
FD	1200	2100		2200
FD2	1200	1230	--	1235
FD3	1200	1610	--	1610
FD4	900	2100	--	2200
FD5	1800	2200	--	2200
FD6	2000	2200	--	2200
D1	770	2200		2200
D1a	750	2400		2400
D2	900	2200		2200
D2a	900	2400	--	2400
D3	930	2200		2200
D4	1000	2200	--	2200
SD-01	605	2100	100	2200
SD-02	1470	2100	100	2200
SD-03	330	2100	100	2200
SD-04	600	2100	100	2200
W	600	1550		
W1	2280+1185	1300	900	2200
W1a	1800	1850	900	2750
W2	600	1200		
W3	750	1200		
W4	700	1500	900	2400
W5	1800	1300	900	2200
W6	2250	1500	900	2200
W8	1200	1370	--	1370
W9	1200	1255		1255
W10	750	1255	--	1255
GD-01	2250	2400	--	2400
GD-02	1500	2400	--	2400

SECOND FLOOR PLAN									
GROSS - A									
G1	=	1	X	25.668	X	6.321	=	162.247	SQM
G2	=	1	X	27.697	X	27.799	=	769.949	SQM
G3	=	1	X	24.510	X	11.779	=	288.703	SQM
G4	=	1	X	3.191	X	11.532	=	36.799	SQM
G5	=	1	X	2.468	X	11.532	=	28.461	SQM
G6	=	1	X	3.960	X	13.600	=	53.496	SQM
G7	=	1	X	5.058	X	12.230	=	61.850	SQM
G8	=	1	X	39.892	X	13.600	=	539.403	SQM
G9	=	1	X	49.150	X	1.985	=	97.523	SQM
G10	=	1	X	5.050	X	11.530	=	57.956	SQM
						TOTAL	=	2095.437	SQM
GROSS -B									
a	=	1	X	0.500	X	0.600	=	0.300	SQM
b	=	1	X	0.900	X	0.600	=	0.540	SQM
c	=	1	X	4.690	X	4.800	=	22.512	SQM
d	=	1	X	2.830	X	2.130	=	6.028	SQM
e	=	1	X	1.900	X	2.130	=	4.047	SQM
f	=	1	X	0.900	X	0.815	=	0.733	SQM
g	=	1	X	0.500	X	1.000	=	0.500	SQM
h	=	1	X	2.530	X	2.430	=	6.148	SQM
i	=	1	X	1.930	X	3.030	=	5.848	SQM
j	=	1	X	0.500	X	1.615	=	0.808	SQM
k	=	1	X	0.500	X	1.275	=	0.638	SQM
l	=	1	X	0.550	X	1.250	=	0.688	SQM
m	=	1	X	5.555	X	1.100	=	6.055	SQM
n	=	1	X	0.330	X	1.330	=	0.715	SQM
o	=	1	X	7.195	X	3.095	=	16.058	SQM
p	=	1	X	0.970	X	0.220	=	0.213	SQM
q	=	1	X	0.830	X	0.530	=	0.440	SQM
r	=	1	X	2.330	X	0.330	=	0.769	SQM
s	=	1	X	0.350	X	1.785	=	0.625	SQM
t	=	1	X	0.400	X	2.045	=	0.818	SQM
u	=	1	X	3.485	X	3.905	=	13.600	SQM
v	=	2	X	2.550	X	0.550	=	2.805	SQM
w	=	2	X	2.550	X	1.930	=	9.766	SQM
x	=	1	X	1.000	X	0.840	=	0.840	SQM
y	=	2	X	1.000	X	0.440	=	0.880	SQM
z	=	1	X	1.750	X	0.750	=	1.313	SQM
a1	=	1	X	4.800	X	4.200	=	20.160	SQM
a2	=	1	X	0.585	X	1.000	=	0.585	SQM
a3	=	1	X	1.830	X	3.030	=	5.545	SQM
a4	=	1	X	0.750	X	0.750	=	0.563	SQM
a5	=	2	X	0.500	X	0.500	=	0.500	SQM
						TOTAL	=	124.138	SQM
				TOTAL FAR AREA	=	GROSS-A	-	GROSS-B	
					=	2095.437	-	124.138	SQM
				TOTAL	=	1971.299	SQM		
				NON FAR AREA	=	GROSS-B			
					=	124.138			
				TOTAL	=	124.138	SQM		

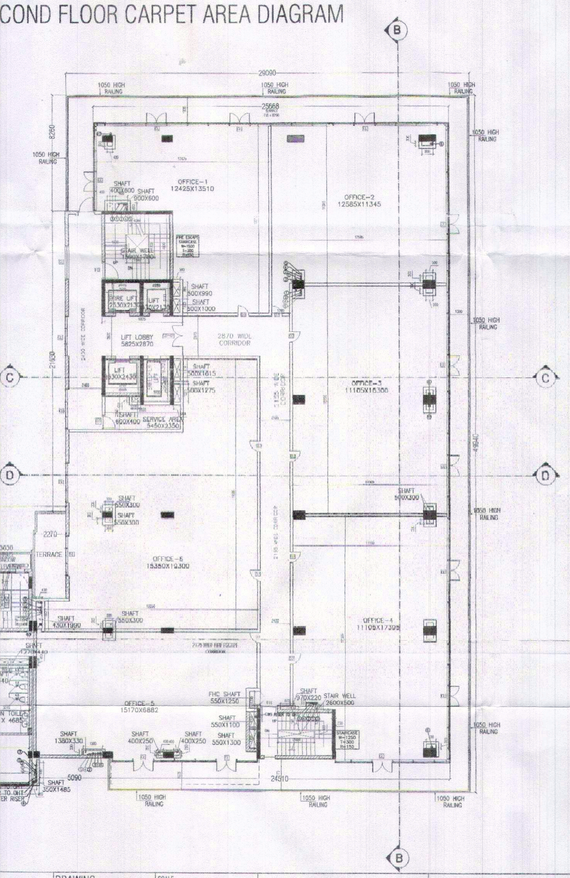

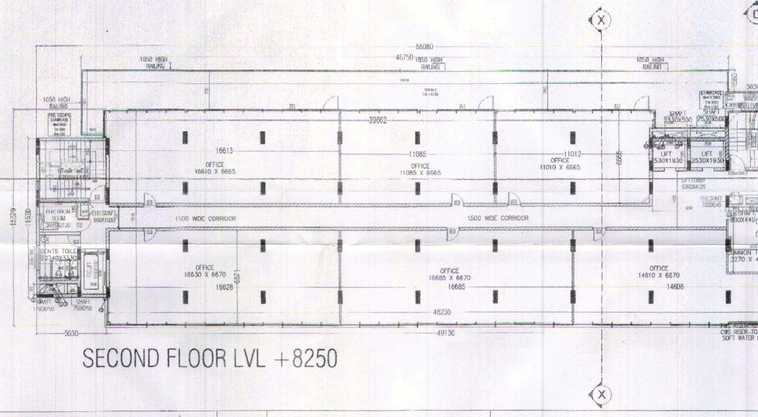

SECOND FLOOR LVL +8250

AS BUILT BUILDING PLAN OF COMMERCIAL COLONY MEASURING 2.362 ACRES LICENCE 278 OF 2007 DATED 17.12.2007 IN SECTOR 61 , GURGAON MANESAR URBAN COMPLEX BEING DEVELOPED BY ERA RESORTS PVT.LTD.

NOTES

1. All dimensions are in millimetros unless specified otherwise.
2. Dimensions shall not be scaled off the drawings.
3. This drawing shall be read in conjunction with structural and other services drgs alongwith relevant specifications.
4. The contractor shall check and verify all dimensions before commencing any construction work. Any discrepancy or ommision is to be immediately reported to the architect or engineer.
5. This drawing supercedes all the previous drawings.
6. The structural beam along the ramp wall flush with inner edge, ramp should be clear from inside.
7. Centrally Air Conditioned Building with Mechanical Ventilation. with 24/7 power backup supply

SHEET NO. 3

DRAWING : LAYOUT PLAN SECOND FLOOR AREA DIAGRAM SECOND FLOOR

SCALE 1:150

DATE 20/07/2022

NORTH

OWNER'S SIGN.

ERA RESORTS PVT. LIMITED

ARCHITECT'S SIGN.

ARCHITECT
VIKAS KUMAR RANA
CA/2010/48851

ARCHITECTS :

URBAN INFRATECH DESIGN

ARCHITECT / INTERIOR / PLANNER / TOWN PLANNER
SCO -76-77 , FIRST FLOOR CABIN 16 SECTOR 8 C
MADHYA MARG CHANDIGARH
architectvikasrana@gmail.com