



Global engineering firm slashes mobility costs and gains control over their multi-provider environment.

vMOX delivers **42% savings** and automates all mobility management and reporting activities across 3 service providers.

CUSTOMER PROFILE

- Global Engineering Firm
- 1,570 Mobile Devices
- \$1M+ Annual Mobile Spend

CHALLENGES

- Increasing Mobility Costs
- Management of Multi-Carrier Environment
- Manual Reporting & Auditing Processes
- Limited Internal Resources

RESULTS

42% MONTHLY SAVINGS

\$425K ANNUALIZED SAVINGS

Centralized reporting, management and procurement across 3 different service providers

All with no service disruptions or carrier changes

OVERVIEW

A \$600M global engineering firm with 60+ offices worldwide has 1,570 lines in services across three different service providers. As the company has grown they have found it increasingly challenging stay in control of their mobility expenses and management processes - from procurement to service change orders to reporting and analysis.

CHALLENGE

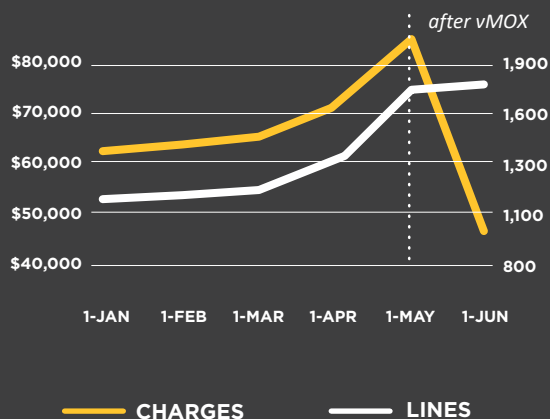
The clients' business was growing month over month, in terms of both revenue and employee count, but their IT budget and resources were not. Their corporate mobility environment was complex: they utilized a mix of smartphones, tablets and air cards via three different service providers, and more than half of their employees regularly traveled outside of the US. Very little automation was built into their internal processes, so day-to-day procurement and management tasks had become extremely labor intensive and time consuming. All usage, inventory and expense reporting and related analyses were manually compiled each month using data from three different carrier billing portals, and they had very little real-time visibility into any aspects of their environment. As a result, most of their management activities were reactive, rather than proactive.

RESULTS

The vMOX team conducted a detailed analysis of the client's mobility environment and identified some immediate savings initiatives. Within one billing cycle vMOX was able to reduce the client's mobility costs by 42%, lowering the average cost per line from \$52.50 to \$30.47, and delivering \$35,388 in savings. This savings percentage is even more impressive when you consider that the client added 55 new lines and their actual voice and data usage amounts increased by 12% and 17% during that period:

- vMOX's patent pending software platform analyzed past carrier invoices, usage detail and travel records, and leveraged our proprietary database of available carrier plans to initiate changes that ensured that of the client's each users were aligned with the most cost effective plan or usage pool. The initial changes made by the vMOX team significantly lowered the client's voice and data usage charges, and resulted in over \$25,000 in savings in the first billing cycle, with no change in carrier.

NET MONTHLY BILLING / LINES IN SERVICE



RESULTS (cont.)

- The team also uncovered an additional \$5,000 in savings by identified numerous lines with zero usage, unused, redundant, or unnecessary features, and other items that we billed incorrectly by the service providers

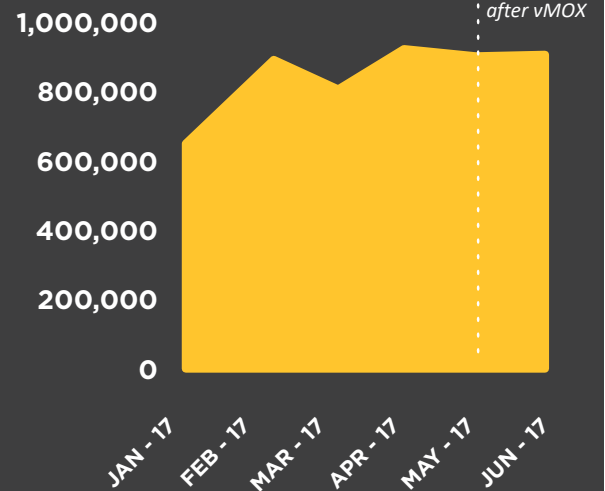
vMOX's Mobility Portal addressed the client's operational and reporting challenges. Since the vMOX platform is directly integrated with service providers' billing and support systems, the client has access to reporting and analytics on their entire environment, regardless of provider, device type or locations. This enterprise-wide detailed reporting, down to the individual end user level, has significantly reduced the time the IT team spends compiling data, analyzing invoices and building reports.

The portal has allowed them to be more proactive in the management of their mobility assets. They have set up real time alerts to inform them of usage anomalies, which allows them to investigate and rectify situations before they become too costly. They now directly submit and track orders to add, delete or suspend lines and devices, change plans and features and open billing inquiries, directly to the providers via the portal, saving time and eliminating administrative headaches. They also have vMOX send monthly 'usage snapshot' emails to each user every month, informing them of their usage and charges, comparing them to company benchmarks, and letting them know that "big brother" is always watching.

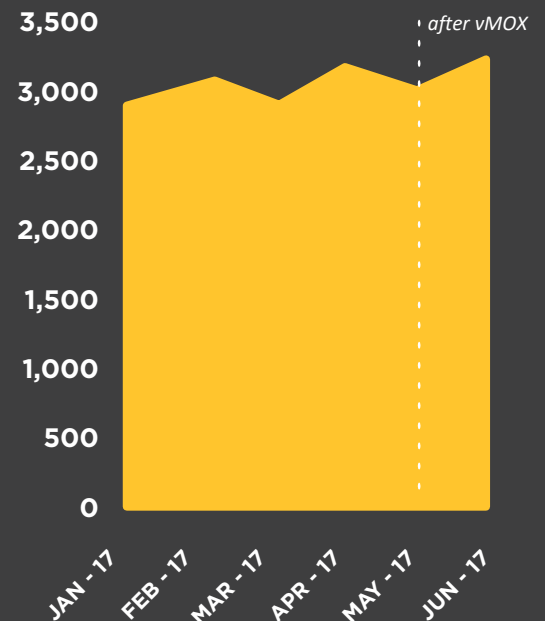
ONGOING OPTIMIZATION

vMOX will proactively monitor and continually adjust the client's mobility environment to ensure that their costs are optimized every month. And when the time is right they can opt to utilize the vMOX Portal to empower their end users to self-manage their existing devices for feature changes and troubleshooting or to procure and activate new devices, further lessening the burden on their in-house IT team.

VOICE USAGE BY MONTH (MIN)



DATA USAGE BY MONTH (GB)



VMOX.COM

125 MINEOLA AVENUE SUITE #306
ROSLYN HEIGHTS, NY 11577
T: 317.204.2210 E: INFO@VMOX.COM