

2027 Palmetto Indoor Theatre

Snare Audition Packet

Palmetto Indoor Theater
AUDITIONS 2026

CULTURE:

The “culture” of an indoor group is what decides how a season goes before it even starts. A negative culture will create tension and ultimately get in the way of success. At Palmetto we are looking to create a culture where we can all learn one simple thing:

TO HAVE FUN GETTING BETTER, TOGETHER

RESPONSIBILITY:

We understand that sometimes we have bad days. However, keep this in mind:

You may not be able to control your day, but you can control your mood.

Prepare, show up on time, and try your hardest.

Respect the process

APPROACH:

Approach refers to the overall technique we are trying to achieve when we play as an ensemble, and at Palmetto that means one simple thing:

RELAXATION

We aren't aiming to “try too hard” in the sense that we’re overusing muscles in order to get results.

Aim for full natural sounds

PRACTICE:

Practicing is not just doing something over and over again, it's learning to fall in love with the process of being bad at it; To break it apart to the most basic level and build it back from scratch. This requires **diligence** and **humility**

Being able to play things **slowly**, **consistently,** and **efficiently** is more important than playing them fast.

A metronome is your best friend

CHARACTER:

We all come from different backgrounds, but we’re lucky enough to share this amazing gift of drumming with our friends. At Palmetto we take pride in respecting our craft, and each other.

The person you are is more important than the musician that you become

Palmetto Indoor Theatre Snare Technique Guidelines

Fulcrums:

Right Hand:

-***Index and middle finger*** meet with the ***thumb*** wrapped around the stick to create the ***fulcrum.***

Left Hand:

-***Thumb*** rests on top of the stick to meet the ***index.***
-***Index and middle finge***r wrap around to meet ***thumb***
-***Ring finger*** supports stick right on the cuticle of your nail with ***pinky*** tucked comfortably behind

(Think of the index/middle and ring/pinky fingers as connected without any gaps)

Wrists:

-Ensure that there is no unnatural bend at the wrist
in either hand. Any tension or bend will strain muscles.
Imagine a straight line connecting from your elbow to your palm

Arms:

-Arms should rest naturally without any tension in the bicep or tricep

Shoulders:

-Shoulders are pulled back but relaxed. Project confidence!

Snare Drum

yuH

Savion Poole




42
♩. = ♩
R
L
R
L
47
R
L

8

PIT Battery Staff





Stick Control

arr. PIT Battery Staff




8
S.D.
R R L L...
T.D.
R R L L...
B.D.
R L p < f L R


10
S.D.
R R R L R R R L R L L L R L L L R R R R L L L L R R L L R R L L
T.D.
R R R L R R R L R L L L R L L L R R R R L L L L... R R L L...
B.D.


12
S.D.
R R R L R L L L R R R R L L R R L L L R L R R R L L L L R l l R
T.D.
R R R L R L L L R R R R L L R R L L L R L R R R L L L L R l l R
B.D.
R R R l l R

Paradiddles

Snare

Avila/Witmer



Marching Snare Drum

TDS

Austin Sanders



SnareLine

Double Stuff

TJ Salsberg



23

SAVION POOLE