



**SOUTHERN CHESTER COUNTY EMERGENCY MEDICAL SERVICES, INC.**  
**MEDIC 94**  
**MONTHLY MUNICIPAL REPORT** **FEBRUARY 2021**

**MISSION:**

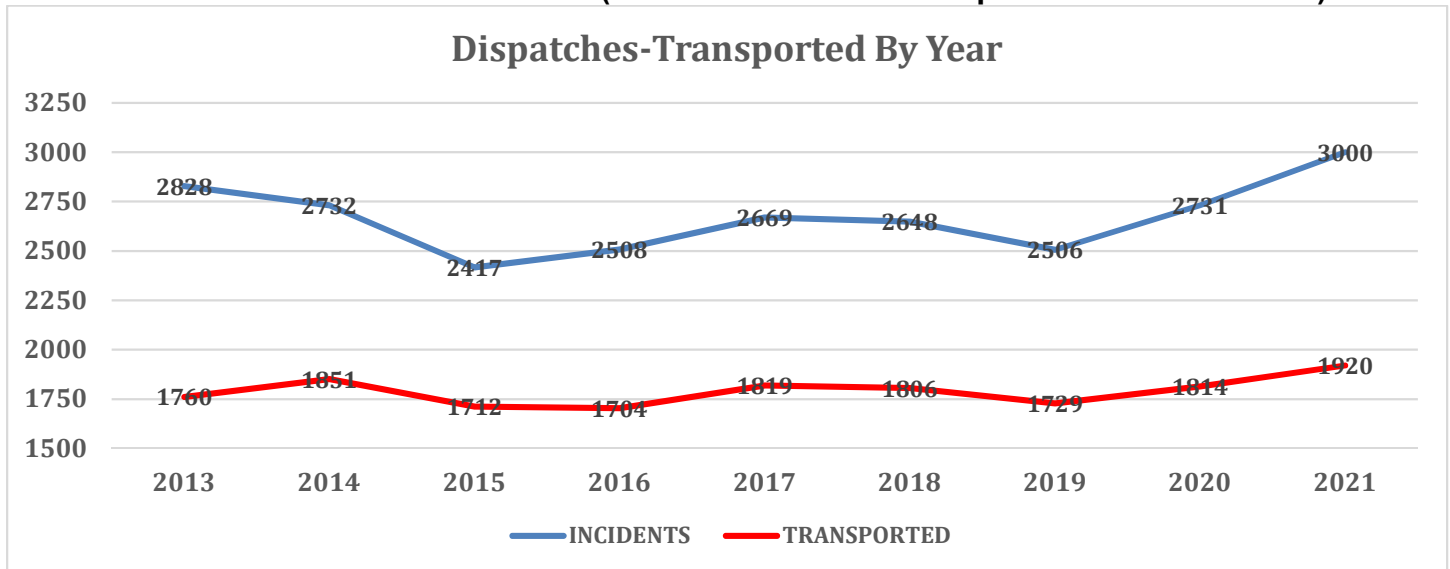
**To deliver leading-edge, quality, pre-hospital, regional, advanced life support emergency medical services designed to dynamically meet the needs of the citizens and visitors of our communities, through a unified team of caring professionals with an overriding goal of improving patient outcomes.**

**Call Volume and Activity (through 31 January)**

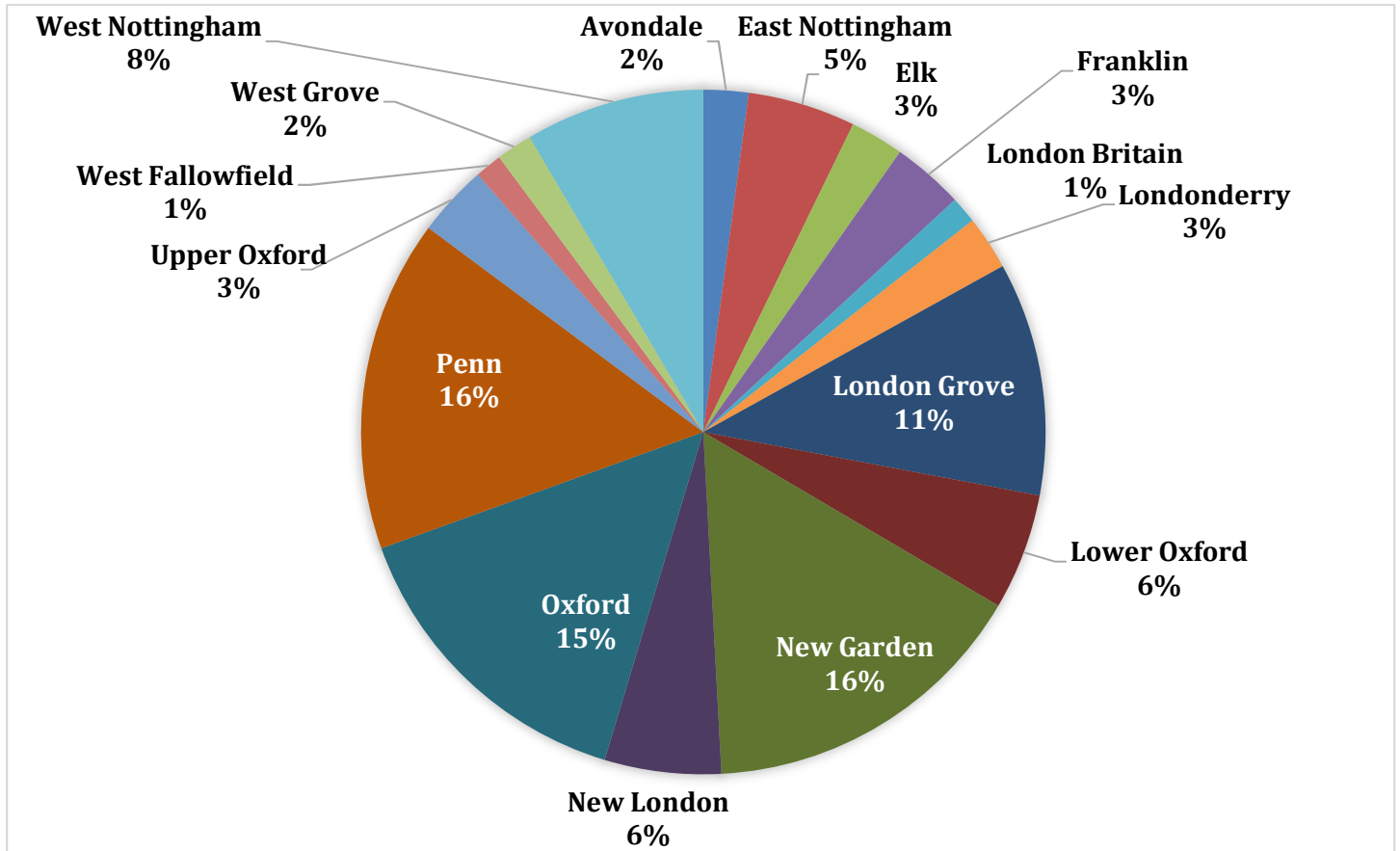
- Total # of EMS Incidents for the month **250**
- Total # of EMS Incidents YTD **250**
- Total # of Dual Paramedic Incidents for the month: **10\***
- Total # of Dual Paramedic Incidents YTD: **10\***
- Total # of EMS Transports for the month **160**
- Total # of EMS Transports YTD **160**
- Total # of Cancelled Calls for the month **63**
- Total # of Cancelled Calls YTD **63**
- Total # of EMS Stand-by Requests (i.e. Fire or police) **0**
- Total # of EMS Stand-by Requests (i.e. Fire or police) YTD **0**
- Number of mutual aid calls to another service areas **20**
- Number of mutual aid calls to another service areas YTD **20**

\* High acuity and possible multiple critical victim incidents such as cardiac arrests, serious motor vehicle accidents, shootings, stabbing and some unconscious person dispatches have both MEDIC 94 units responding. Statistically, this is counted as one incident. Monthly/ annual responses are determined by adding # of incidents plus number of dual paramedic responses.

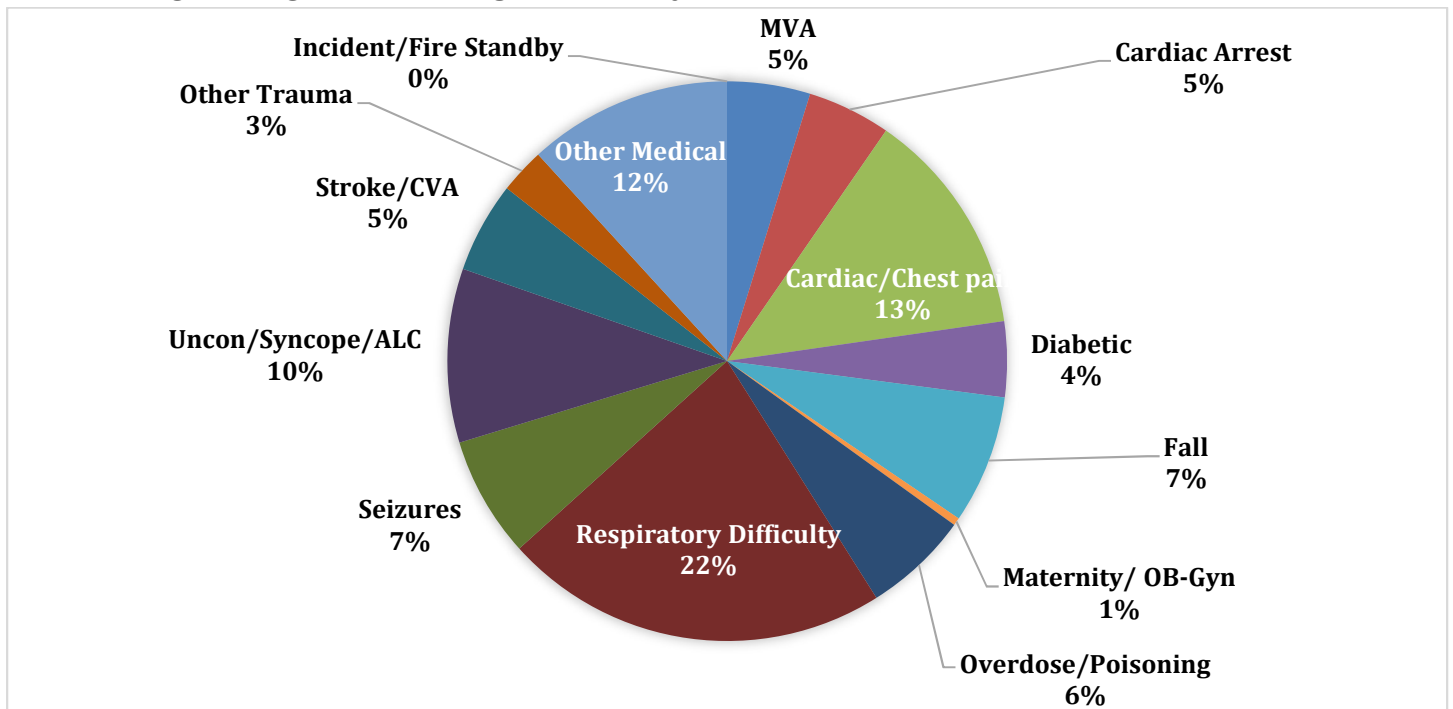
**INCIDENT/TRANSPORTS HISTORICAL (CY21 numbers are extrapolated from YTD data)**



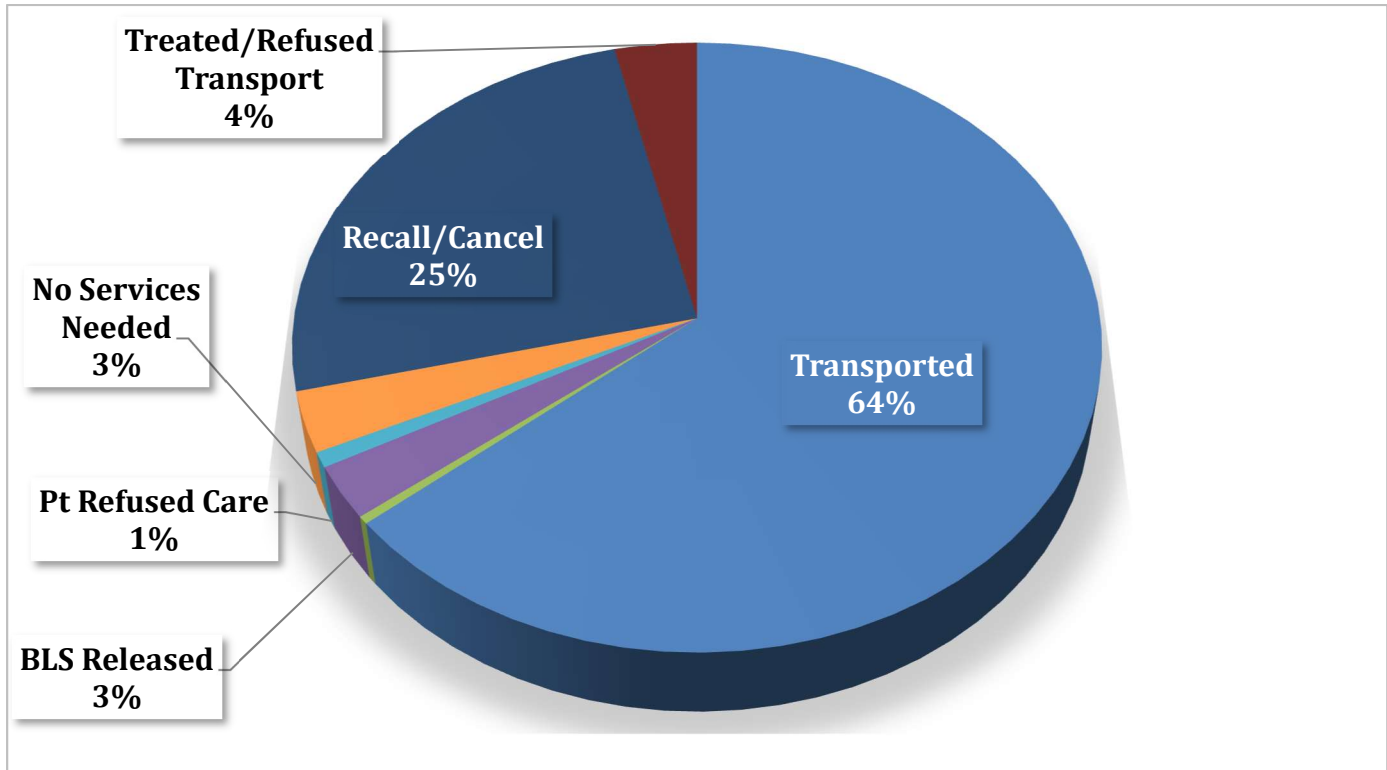
### INCIDENTS BY MUNICIPALITY-YTD 2021



### INCIDENTS BY DISPATCH NATURE- YTD 2021



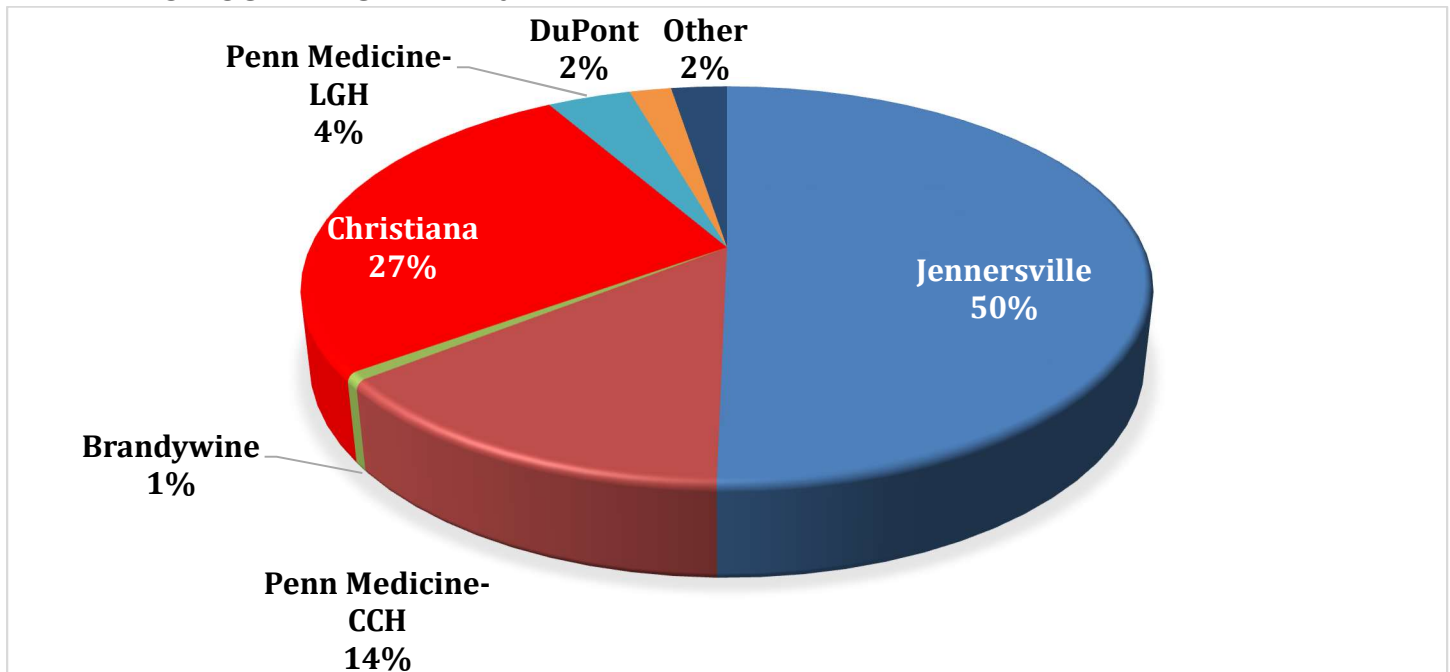
### INCIDENT OUTCOME-YTD 2021



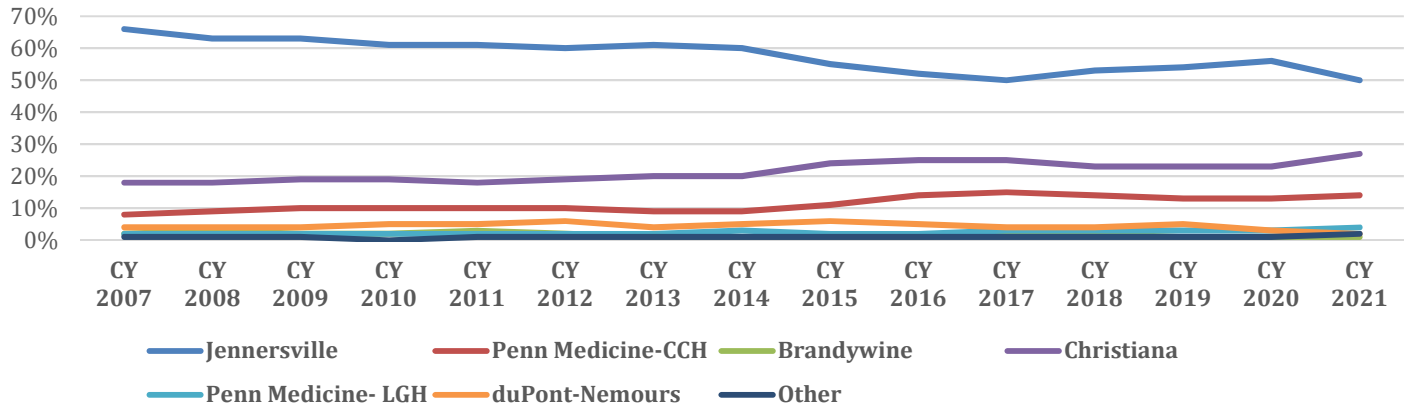
### OPERATIONAL TIMES- JANUARY 2021

Average Mobilization Time (Time call is received until responding): **1.3 minutes**  
 Average Response Time: (Time from responding to arrival on scene): **9.4 minutes**  
 Engagement Time: (responding until patient contact) **12.8 minutes**  
 Average Scene Time: (Time from arrival on scene until depart scene): **16.1 minutes**  
 Average Total Call Time: (Average from dispatch to available-all calls): **60.2 minutes**  
 Average Call Time when patient transported: **84.7 minutes**

### RECEIVING HOSPITALS- YTD- 2021



## SCCEMS % ALS Patients By Destination Hospital 2007-2021



### CORPORATE NEWS

- The SCCEMS Board of Directors held its first meeting of the year on February 18<sup>th</sup>. The Board welcomed Mr. Fran Hildwine from East Nottingham Township to the Board as a community member. .
- The SCCEMS Board is in Phase I of our Capital campaign to raise funds for new cardiac monitors. More on the Capital campaign in the March Report..
- SCCEMS will be one of the featured local organizations in the Spring Edition of the *Oxfordian*.

### OPERATIONS NEWS

- Very busy 2021 so far. January call volume was high and COVID cases in the month were indicative that we are still in the second wave locally for the pandemic.
- All of our paramedics were offered the COVID 19 vaccine courtesy of the Penn Medicine- Chester County Hospital as part of Phase 1A of the vaccinations.
- COVID Ops- Vaccinations complete, PPE plentiful, staff healthy



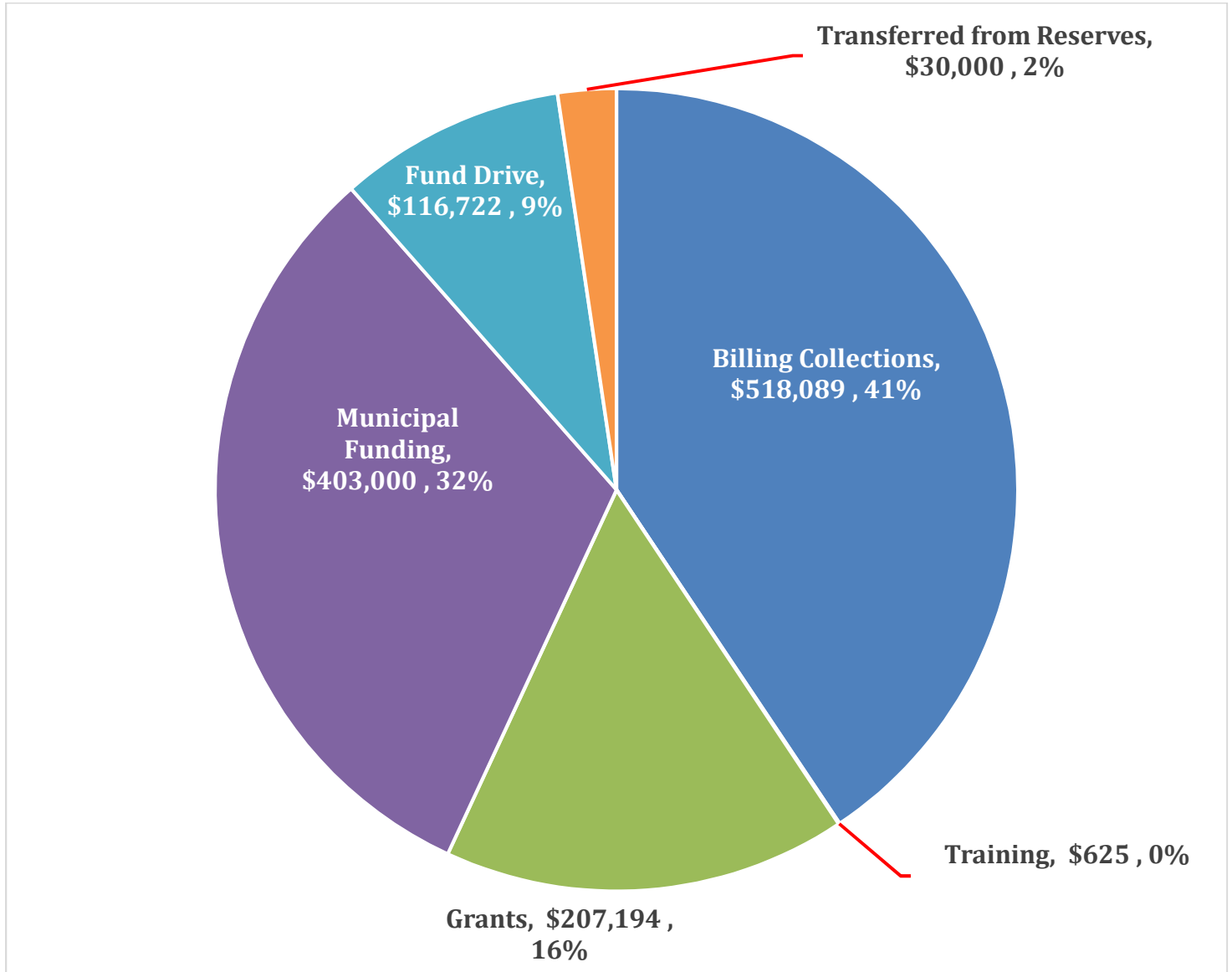
**Learn more about our 2021 CAPITAL CAMPAIGN with the March Municipal Report**

## FY 2020 PRE AUDIT FINANCIALS

Below is a summary of our CY 2020 Pre-audit financials that were presented to our Board last week. As part of our transparency to the community and our municipal partners, we provide this overview of our financials. More details will be available on the 2020 Annual Report. The independent audit of our finances will be performed over the summer by Nawn and Company with the final audit available in September.

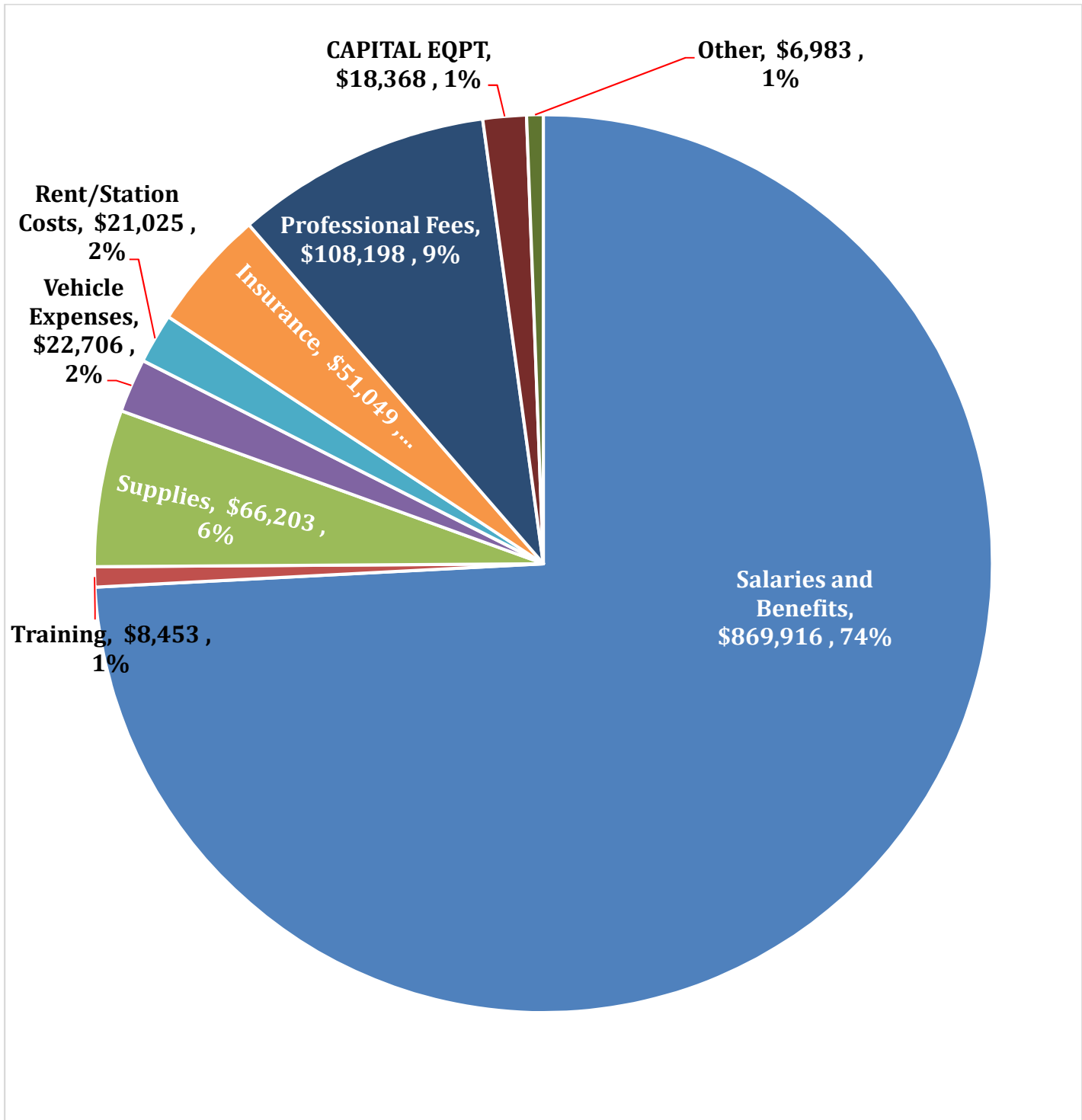
### REVENUE

CY 2020 was a challenging revenue year with billing revenue down significantly related to COVID. We were fortunate that several federal, state and county grants were awarded to offset the decreased revenue as well as COVID related expenses. Our annual fund drive in the community was the most successful ever. We are grateful for the support of those we serve. Our municipal funding was slightly under budget as expected with the loss of Highland Township but we are proud to report that 100% of our municipalities provided funding with 15 of 17 providing the requested amount. **Thank You!**



**EXPENSES**

Our CY 2020 Operating expenses were again led by salary and benefits for our paramedics. We were able to keep salaries and benefits and most other major expenses categories at or below budget with supply costs being the major budget item where we were significantly over budget. Most of this variance was due to the need to purchase supplies to protect or staff and effectively manage patients with COVID. Our capital expenses for the year were minimal and also under budget.



***We could not operate without the financial support of our municipal partners. Thank You!***

***Our Website is accessible at either  
MEDIC94.org or SCCEMS.org***

***REMINDER- We are still accepting donations***

SCCEMS's annual Fund Drive solicitation to over 20,000 residences and businesses in our primary service area is still accepting donations. This drive provides for approximately 10% of our operating and capital expenses. We can also accept electronic donations through PayPal on our website SCCEMS.org.

**ANNUAL FUND DRIVE**



**SUPPORT  
MEDIC 94**

**[www.sccems.org](http://www.sccems.org)**

***Thank You!***