



SOUTHERN CHESTER COUNTY MEDIC 94 EMERGENCY MEDICAL SERVICES

MONTHLY MUNICIPAL REPORT

JULY 2021

MISSION:

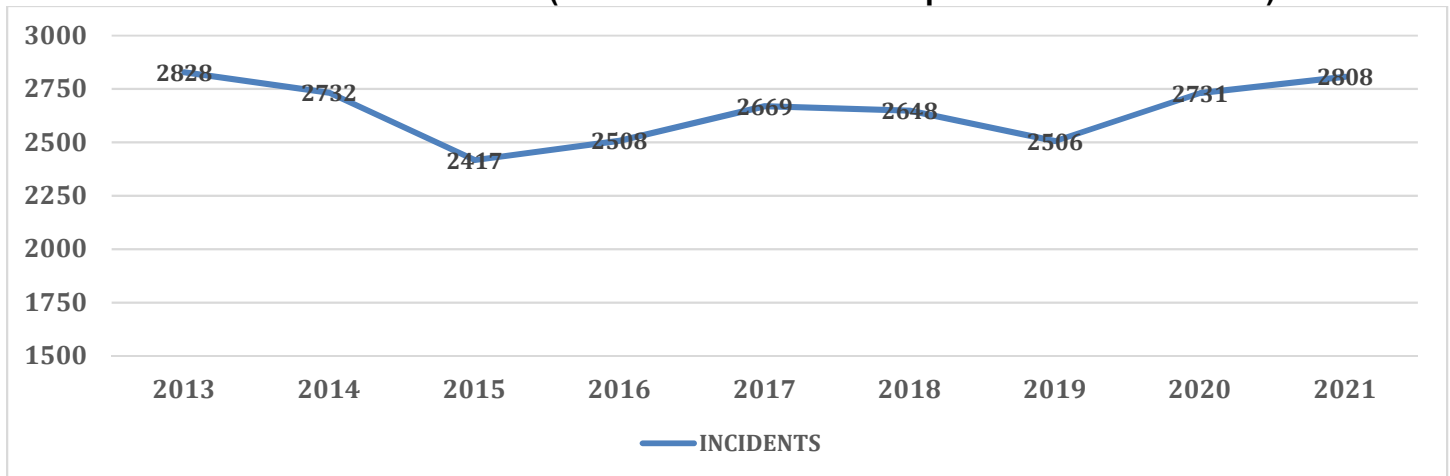
To deliver leading edge, quality, pre-hospital, regional, advanced life support emergency medical services designed to dynamically meet the needs of the citizens and visitors of our communities, through a unified team of caring professionals with an overriding goal of improving patient outcomes.

Call Volume and Activity (through 30 June)

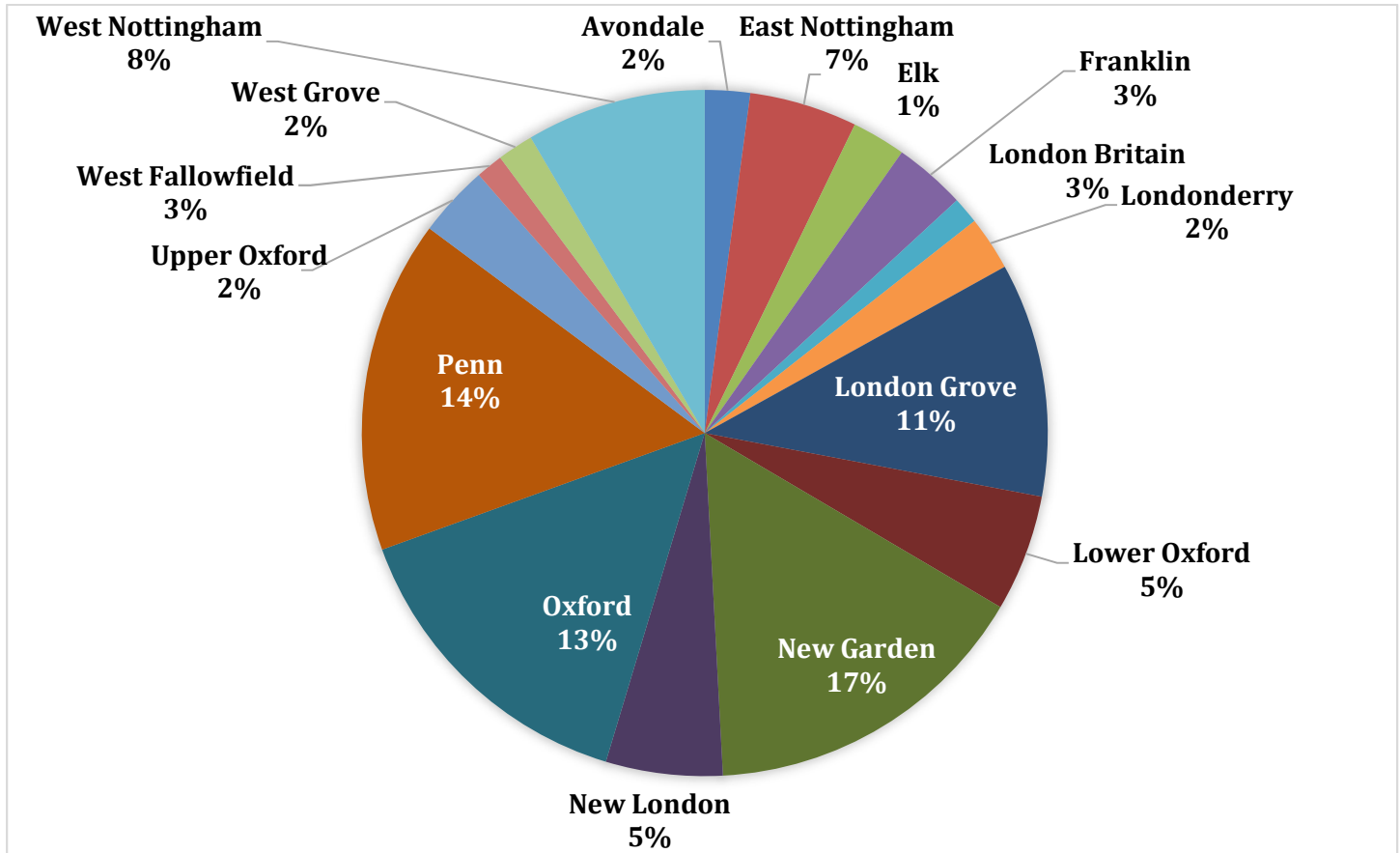
Total # of EMS Incidents for the month **255**
 Total # of EMS Incidents YTD **1404**
 Total # of Dual Paramedic Incidents for the month: **23***
 Total # of Dual Paramedic Incidents YTD: **116***
 Total # of EMS Transports for the month **159**
 Total # of EMS Transports YTD **917**
 Total # of Cancelled Calls for the month **69**
 Total # of Cancelled Calls YTD **330**
 Total # of EMS Stand-by Requests (i.e. Fire or police) **0**
 Total # of EMS Stand-by Requests (i.e. Fire or police) YTD **5**
 Number of mutual aid calls to another service areas **5**
 Number of mutual aid calls to another service areas YTD **58**

* High acuity and possible multiple critical victim incidents such as cardiac arrests, serious motor vehicle accidents, shootings, stabbing and some unconscious person dispatches have both MEDIC 94 units responding. Statistically, this is counted as one incident. Monthly/ annual responses are determined by adding # of incidents plus number of dual paramedic responses.

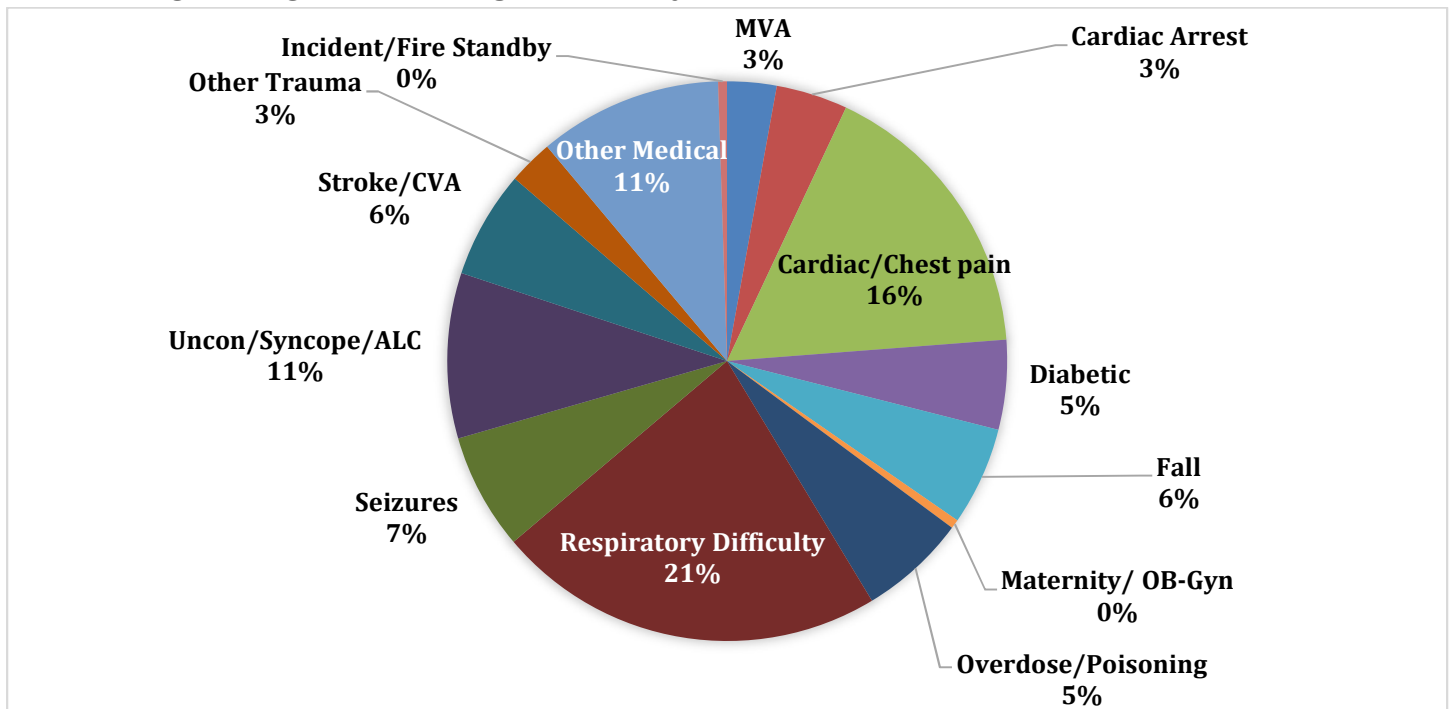
MEDIC 94 INCIDENTS HISTORICAL (CY21 numbers are extrapolated from YTD data)



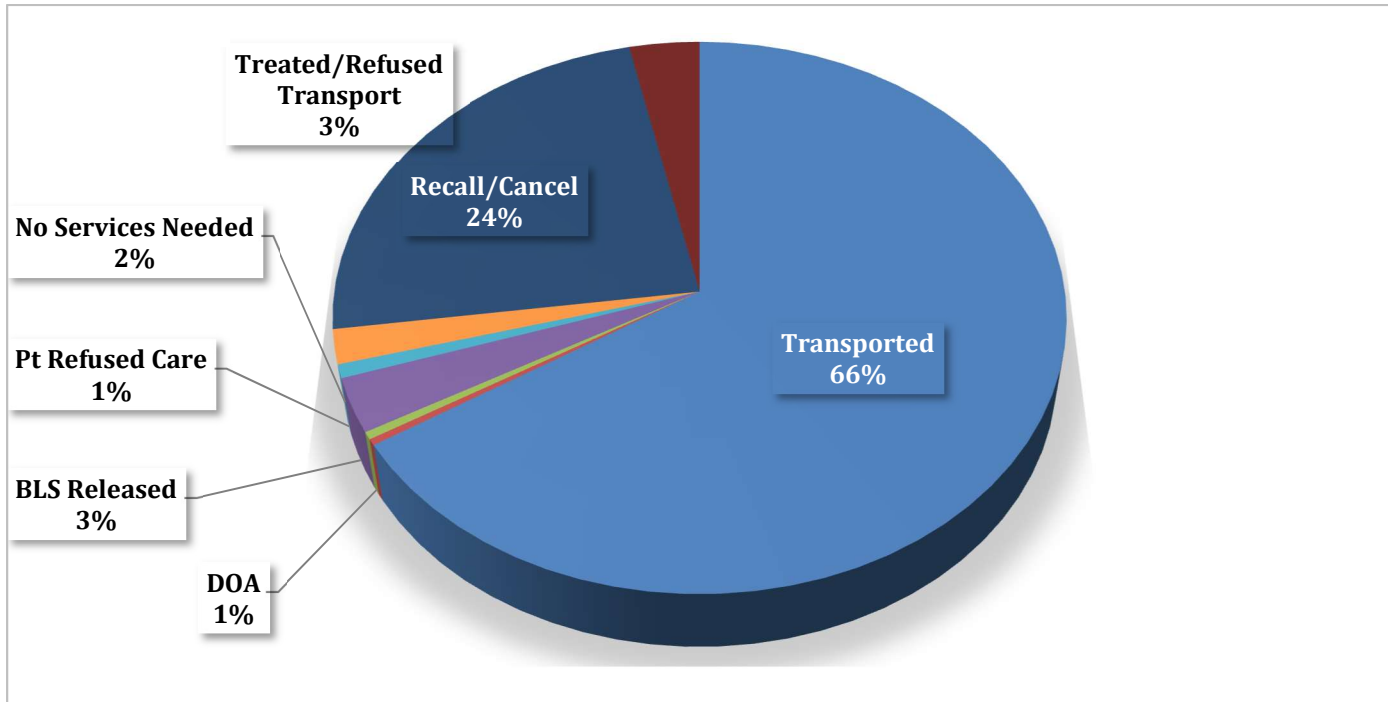
INCIDENTS BY MUNICIPALITY-YTD 2021



INCIDENTS BY DISPATCH NATURE- YTD 2021



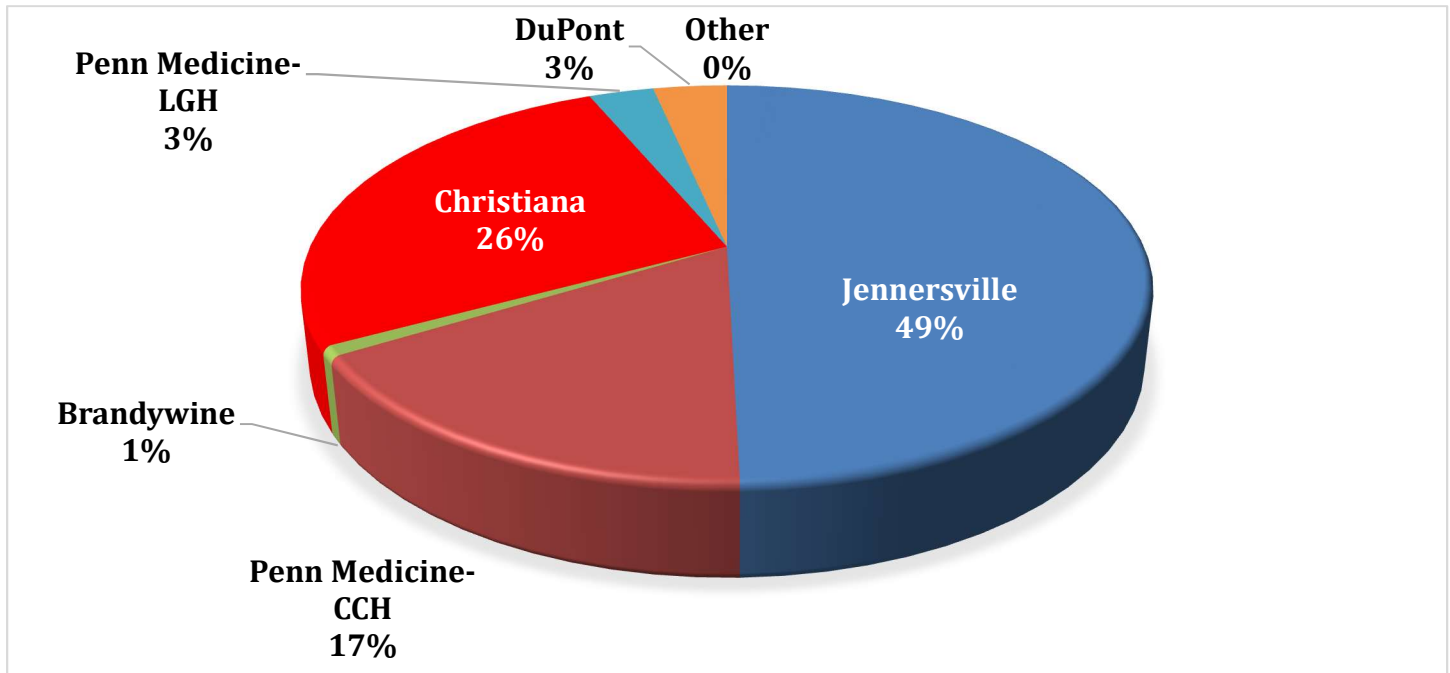
INCIDENT OUTCOME-YTD 2021



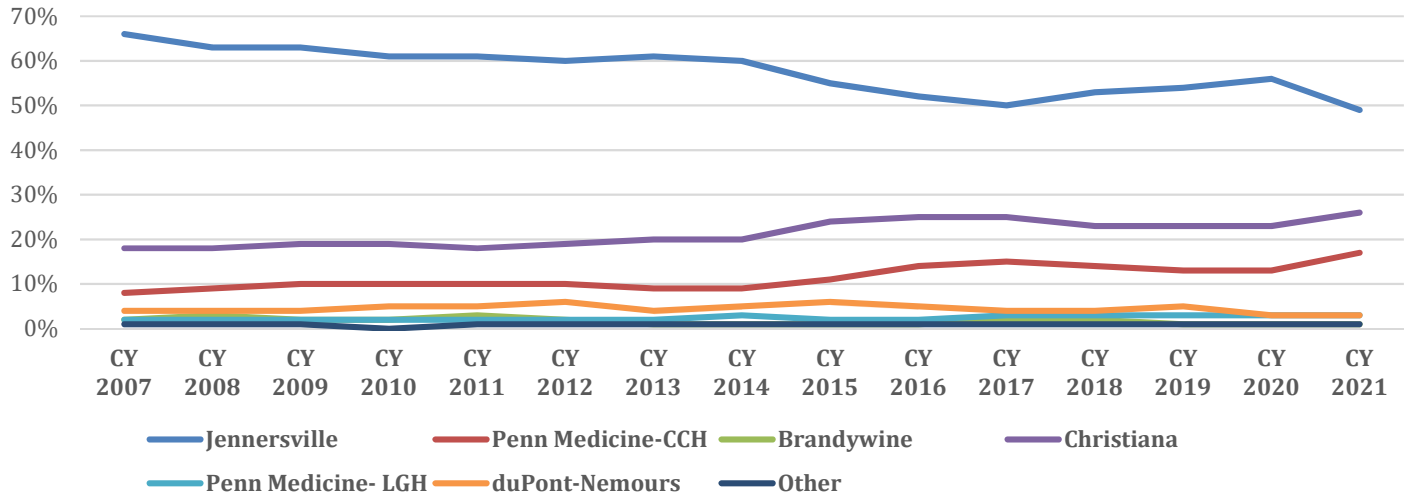
OPERATIONAL TIMES- JUNE 2021

Average Mobilization Time (Time call is received until responding): **1.4 minutes**
 Average Response Time: (Time from responding to arrival on scene): **9.1 minutes**
 Engagement Time: (responding until patient contact) **12.2 minutes**
 Average Scene Time: (Time from arrival on scene until depart scene): **16.4 minutes**
 Average Total Call Time: (Average from dispatch to available-all calls): **60.8 minutes**
 Average Call Time when patient transported: **86.3 minutes**

RECEIVING HOSPITALS- YTD- 2021



SCCEMS % ALS Patients By Destination Hospital 2007-2021



- CY 2022 Municipal Funding request for MEDIC 94 will be sent out this week to all of our partner municipalities. Funding again will be based on the thirds formula comprised of percentages of population, millage and 2020 call volume. The 2018 census data (2020 data not yet published), 2020 CAD call data and 1 July 2021 assessment data are included with each request. We again are asking for \$420,000 in total funding from all of our municipalities.
- Our Capital Campaign that launched in May has brought in slightly over \$56,000 to date towards our goal of \$180,000. Please share to the business and possible donors in the community about this campaign. We have had one municipality, Upper Oxford Township donate to the campaign in addition to their annual funding and several other express interest. The equipment is critically needed for our paramedics. If you would like a demo of the new equipment or want to learn more check out medic94.org or contact Bob Hotchkiss at chief@sccems.org.



•

- Just like the rest of the community, we are awaiting word from Tower Health as to the future of the Jennersville Hospital. This community needs a hospital. The impact of the loss of the hospital in Jennersville to the community and EMS would be devastating. We understand that Tower Health is discussing mergers/sales with several suitors and an announcement should be made over the summer.



Check out and link to our updated website
www.medic94.org