



SOUTHERN CHESTER COUNTY MEDIC 94 EMERGENCY MEDICAL SERVICES

MONTHLY MUNICIPAL REPORT

JUNE 2021

MISSION:

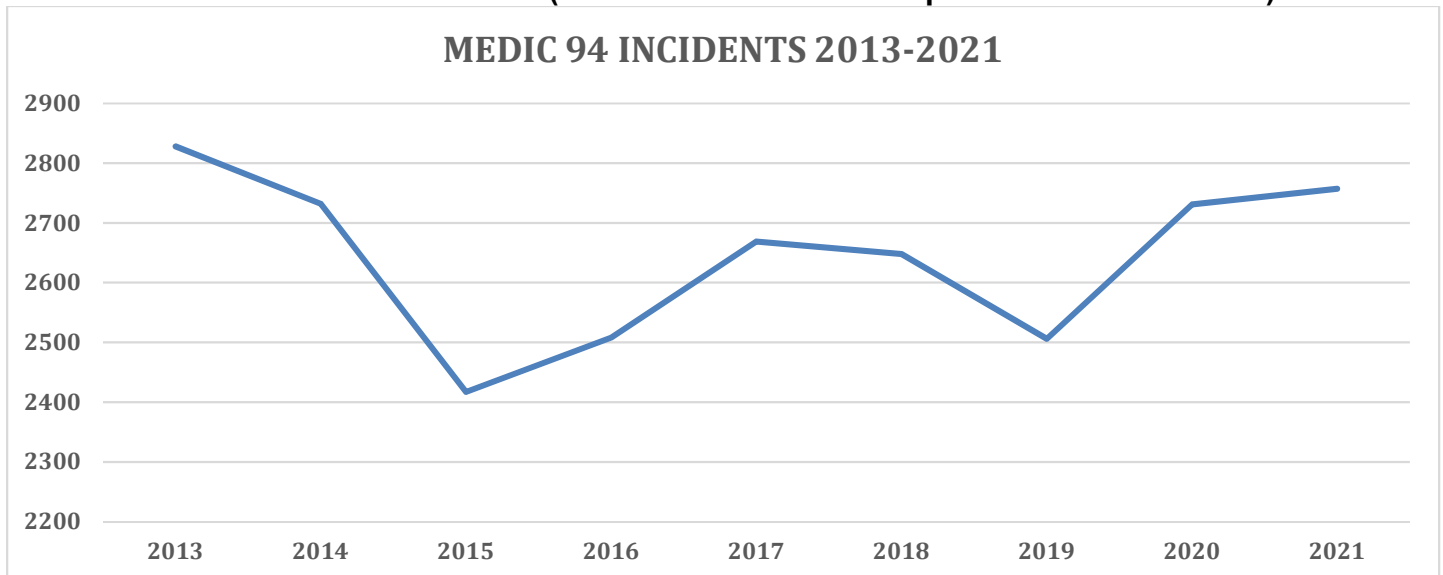
To deliver leading edge, quality, pre-hospital, regional, advanced life support emergency medical services designed to dynamically meet the needs of the citizens and visitors of our communities, through a unified team of caring professionals with an overriding goal of improving patient outcomes.

Call Volume and Activity (through 31 May)

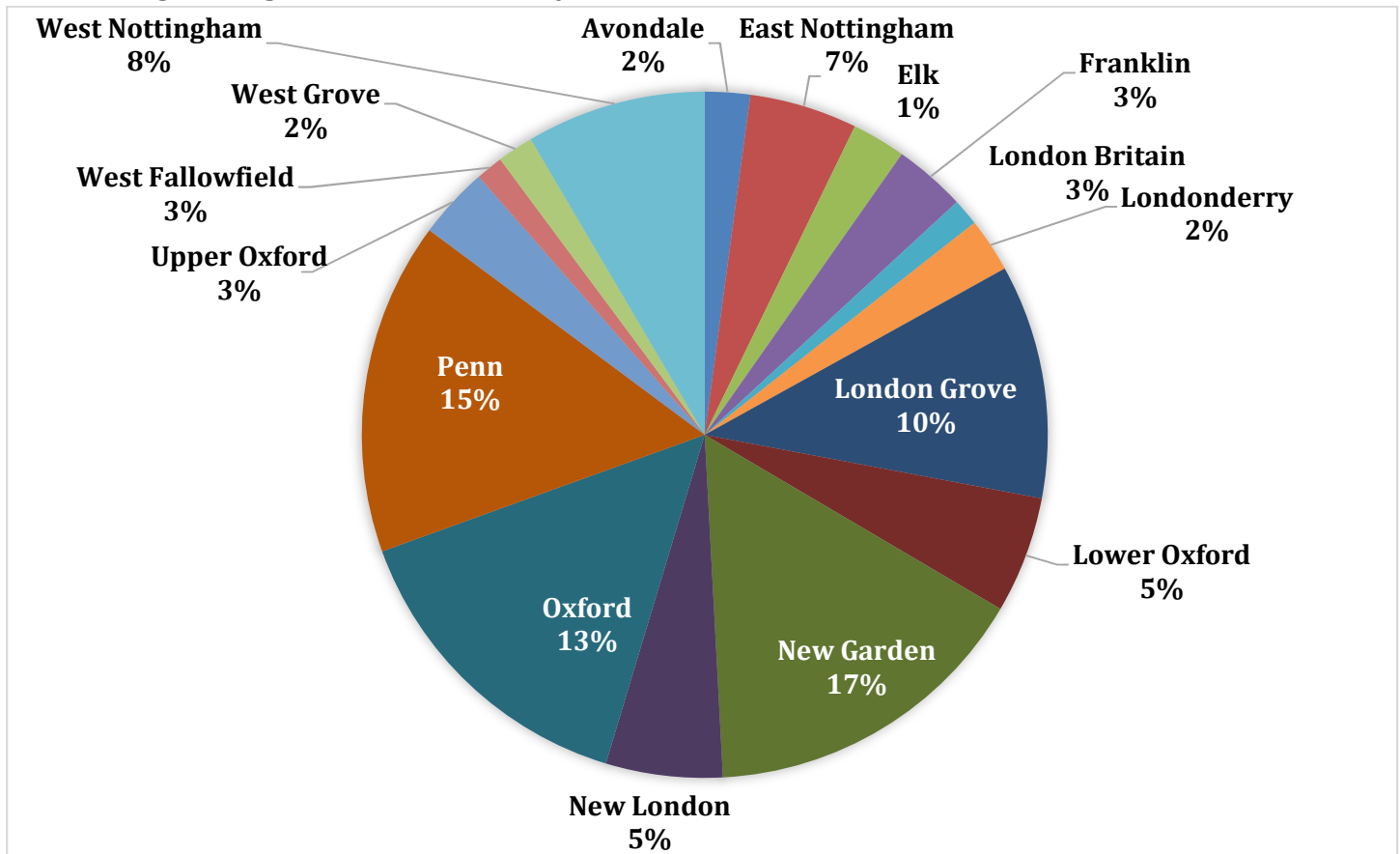
Total # of EMS Incidents for the month **264**
 Total # of EMS Incidents YTD **1149**
 Total # of Dual Paramedic Incidents for the month: **31***
 Total # of Dual Paramedic Incidents YTD: **93***
 Total # of EMS Transports for the month **156**
 Total # of EMS Transports YTD **758**
 Total # of Cancelled Calls for the month **64**
 Total # of Cancelled Calls YTD **261**
 Total # of EMS Stand-by Requests (i.e. Fire or police) **2**
 Total # of EMS Stand-by Requests (i.e. Fire or police) YTD **5**
 Number of mutual aid calls to another service areas **12**
 Number of mutual aid calls to another service areas YTD **53**

* High acuity and possible multiple critical victim incidents such as cardiac arrests, serious motor vehicle accidents, shootings, stabbing and some unconscious person dispatches have both MEDIC 94 units responding. Statistically, this is counted as one incident. Monthly/ annual responses are determined by adding # of incidents plus number of dual paramedic responses.

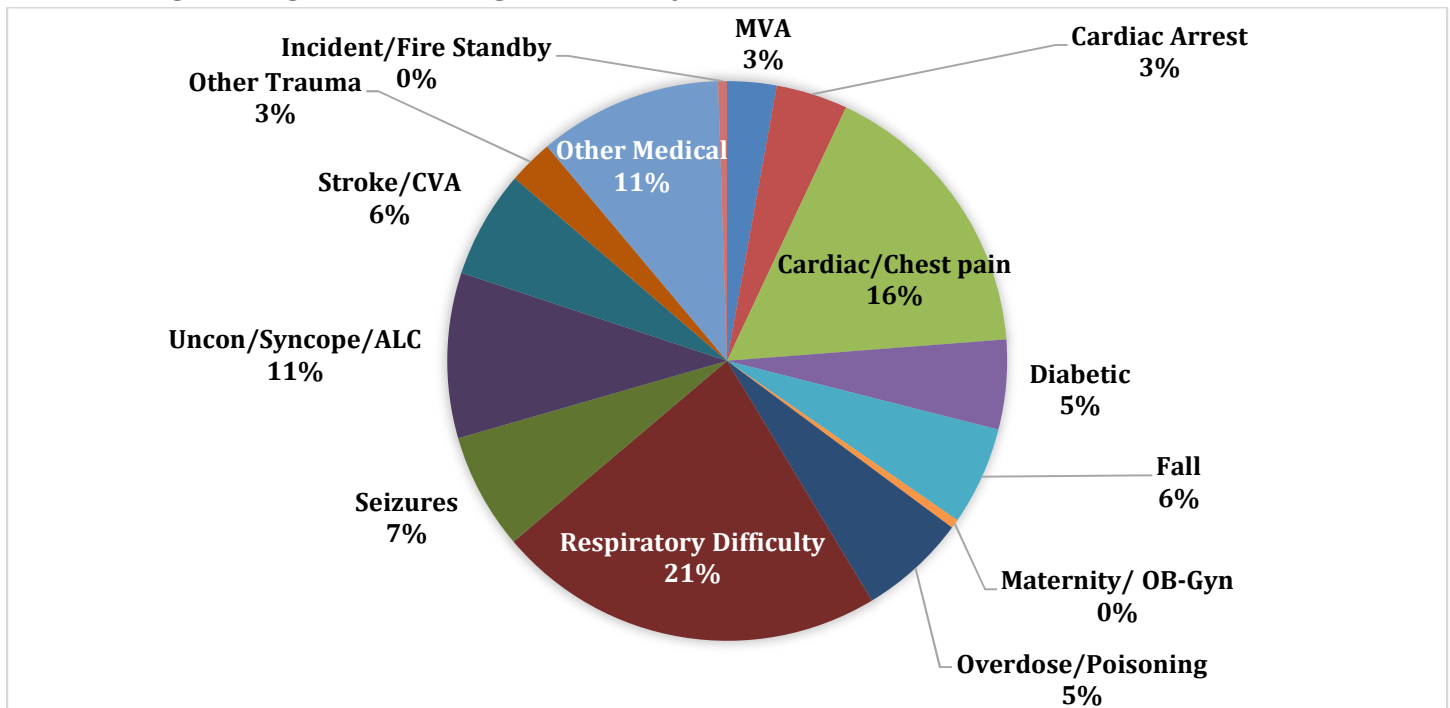
MEDIC 94 INCIDENTS HISTORICAL (CY21 numbers are extrapolated from YTD data)



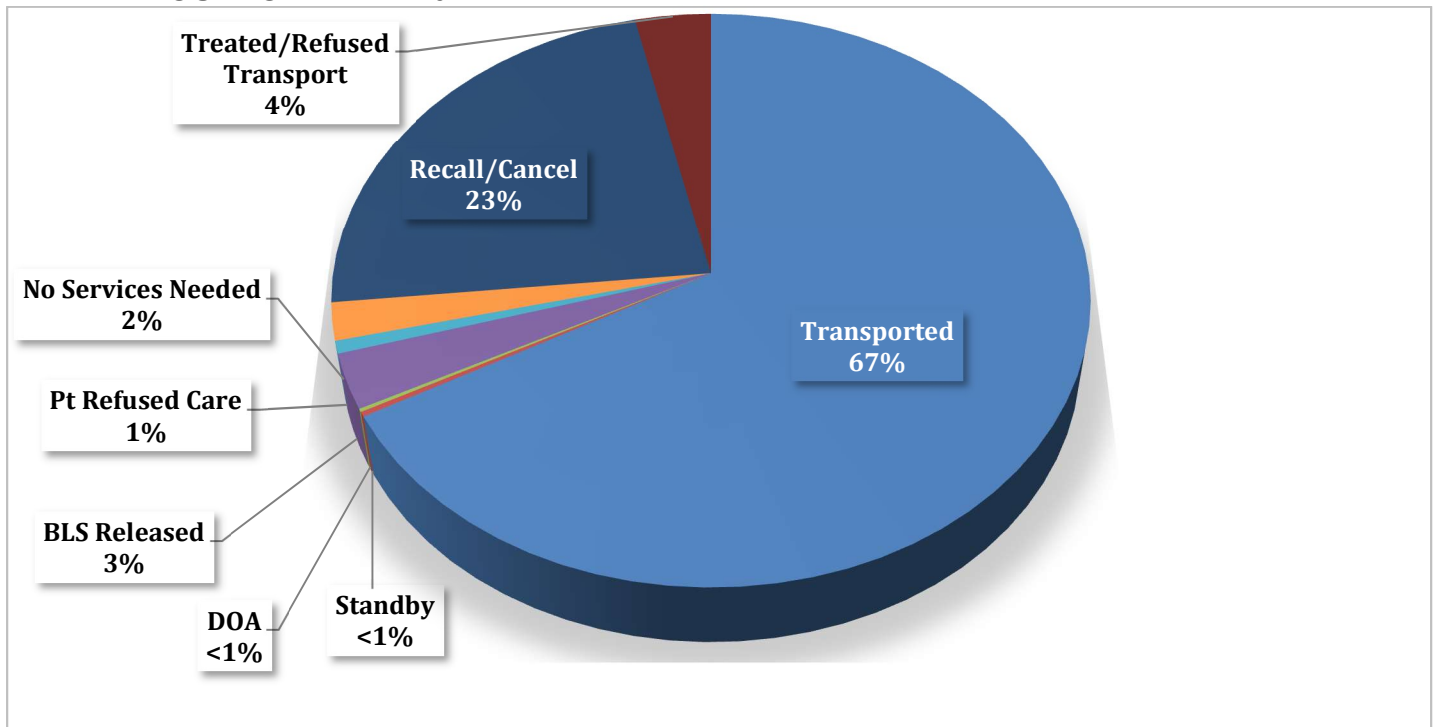
INCIDENTS BY MUNICIPALITY-YTD 2021



INCIDENTS BY DISPATCH NATURE- YTD 2021



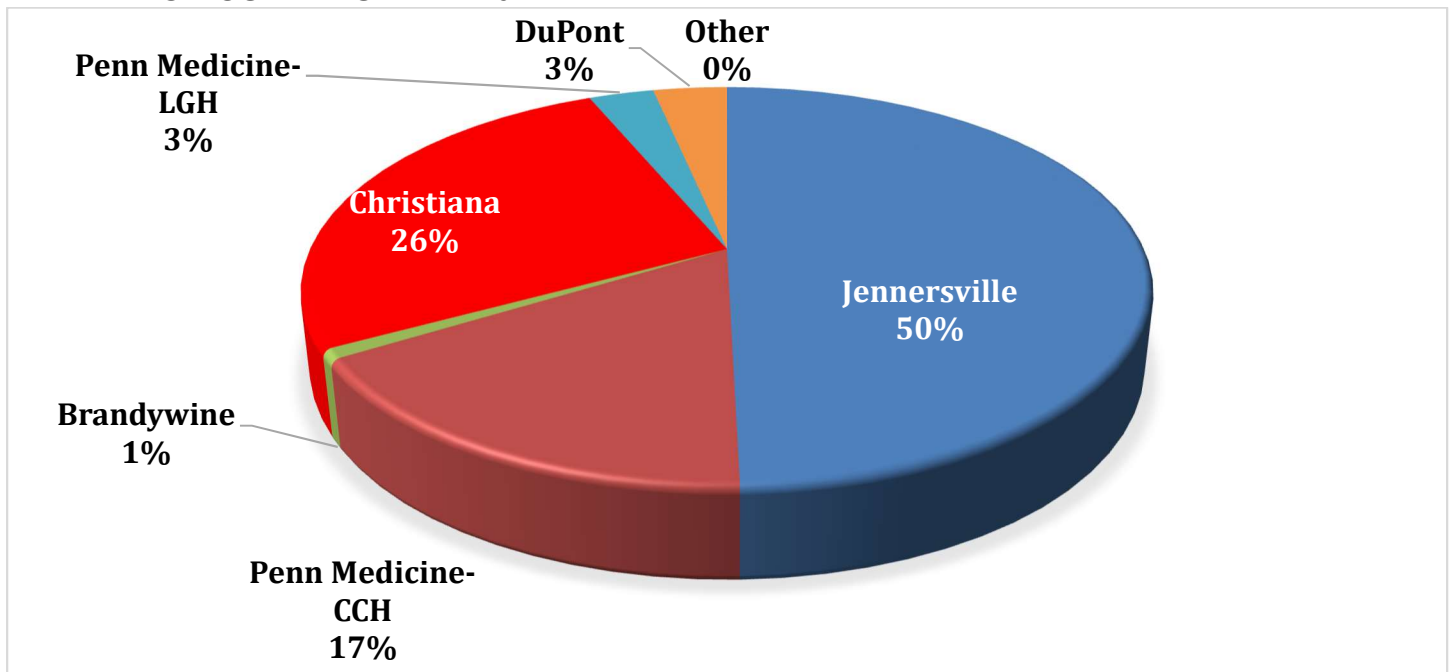
INCIDENT OUTCOME-YTD 2021



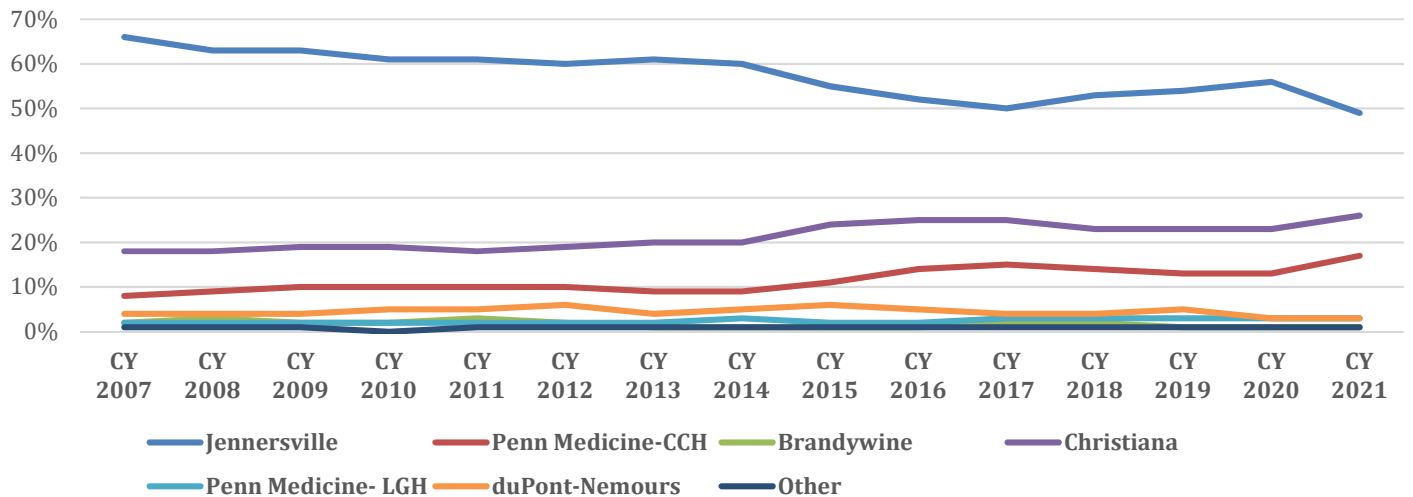
OPERATIONAL TIMES- MAY 2021

Average Mobilization Time (Time call is received until responding): **1.4 minutes**
 Average Response Time: (Time from responding to arrival on scene): **8.5 minutes**
 Engagement Time: (responding until patient contact) **11.5 minutes**
 Average Scene Time: (Time from arrival on scene until depart scene): **16.2 minutes**
 Average Total Call Time: (Average from dispatch to available-all calls): **57.2 minutes**
 Average Call Time when patient transported: **83.8 minutes**

RECEIVING HOSPITALS- YTD- 2021



SCCEMS % ALS Patients By Destination Hospital 2007-2021



Thank you to *Heroes Next Door* on their video produced about our paramedic units. Check out the YouTube link below



<https://www.youtube.com/watch?v=84OmYb4UMgM>

WE NEED YOUR HELP!

After many years of service, our cardiac monitors are in need of replacement! This campaign hopes to raise the \$180,000 we need to replace this most valuable tools used by our paramedics on every patient. Generous donations of \$49,000 have been received to date

Visit <https://Monitors.Medic94.org> to learn more!



LIGHTS, CAMERA, ACTION!

Medic 94 / SCCEMS was recently visited by our friends over at the YouTube channel [Heroes Next Door](#)!

Today they launched the first of two videos detailing our agency! Today's video details our launch of the new [Philips](#) Tempus ALS cardiac monitor / defibrillator system. This new equipment brings exciting new capabilities to our paramedics, and subsequently the community.

Be sure to check out the video and subscribe to our friends at Heroes Next Door! More Medic 94 content coming from them in the near future!

<https://youtu.be/3ZoDkf6aFbE>

It's a boy!



Sometimes the stork cannot wait. Great job by MEDIC 94 Paramedic Sergeant Don Keith and the EMS team from the West Grove Fire Company on their delivery of a baby boy this morning in the back of the ambulance enroute to the hospital. Mom and baby are doing great.