



SOUTHERN CHESTER COUNTY EMERGENCY MEDICAL SERVICES, INC.
MEDIC 94
MONTHLY MUNICIPAL REPORT **SEPTEMBER 2023**

MISSION:

To deliver leading-edge, quality, pre-hospital, regional, advanced life support emergency medical services designed to dynamically meet the needs of the citizens and visitors of our communities, through a unified team of caring professionals with an overriding goal of improving patient outcomes.

Call Volume and Activity (through 31 August 2023)

Total # of EMS Incidents for the month **313** *This is the busiest month in the history of MEDIC 94*

Total # of EMS Incidents YTD **2299**

Total # of Dual Paramedic Incidents for the month: **47***

Total # of Dual Paramedic Incidents YTD: **309***

Total # of EMS Transports for the month **156**

Total # of EMS Transports YTD **1245**

Total # of Cancelled Calls for the month **63**

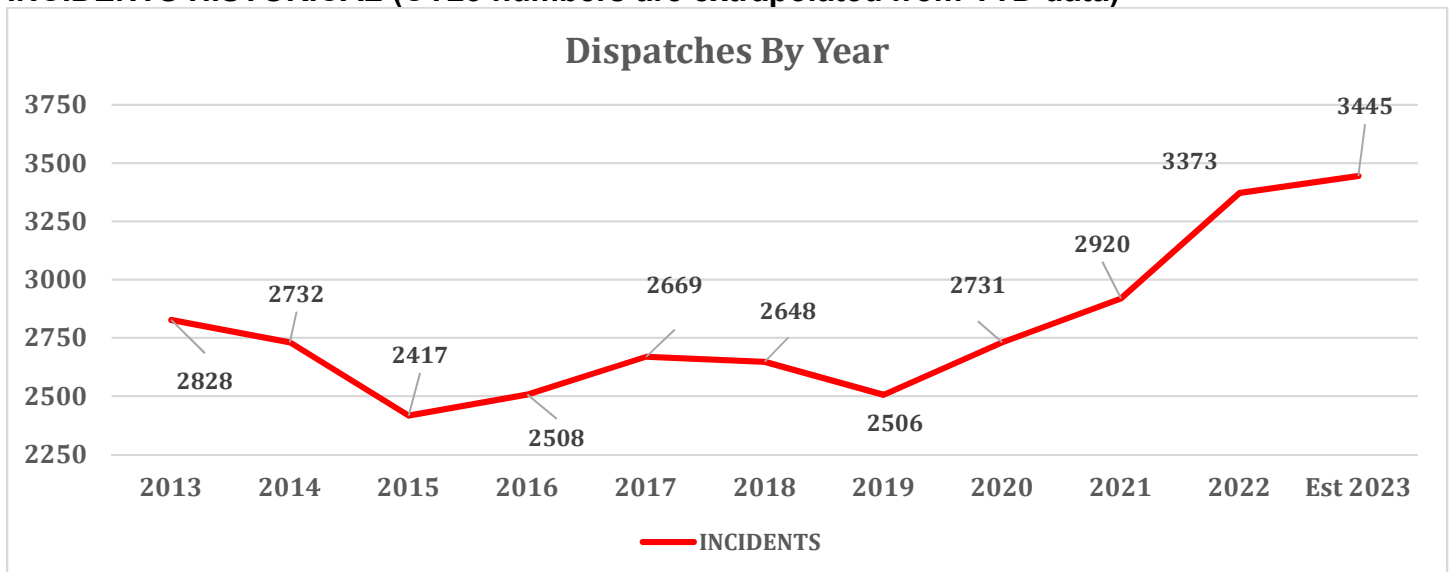
Total # of Cancelled Calls YTD **464**

Number of mutual aid calls to another service areas **120**

Number of mutual aid calls to another service areas YTD **133**

* High acuity and possible multiple critical victim incidents such as cardiac arrests, serious motor vehicle accidents, shootings, stabbing and some unconscious person dispatches have both MEDIC 94 units responding. Statistically, this is counted as one incident. Monthly/ annual responses are determined by adding # of incidents plus number of dual paramedic responses.

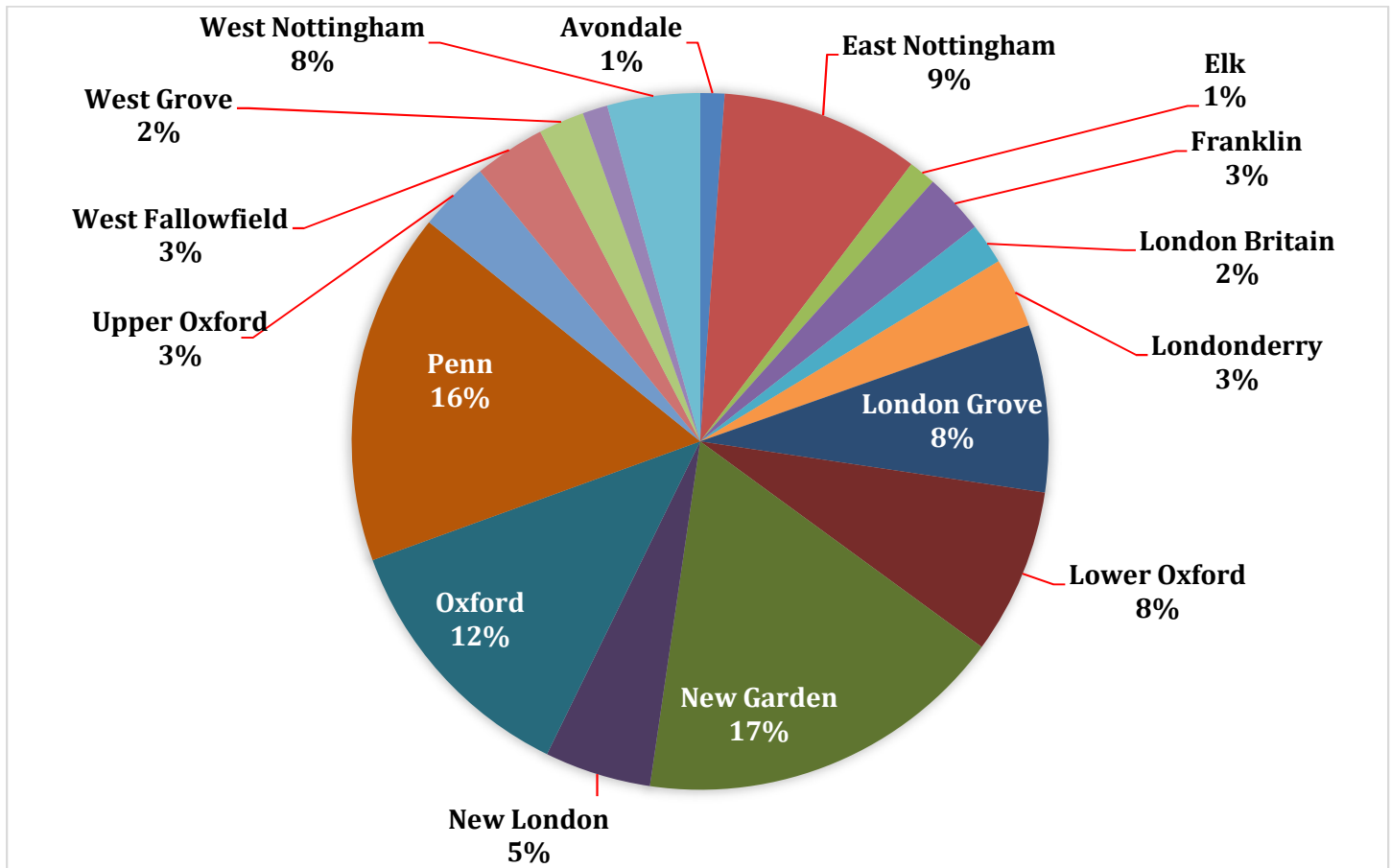
INCIDENTS HISTORICAL (CY23 numbers are extrapolated from YTD data)



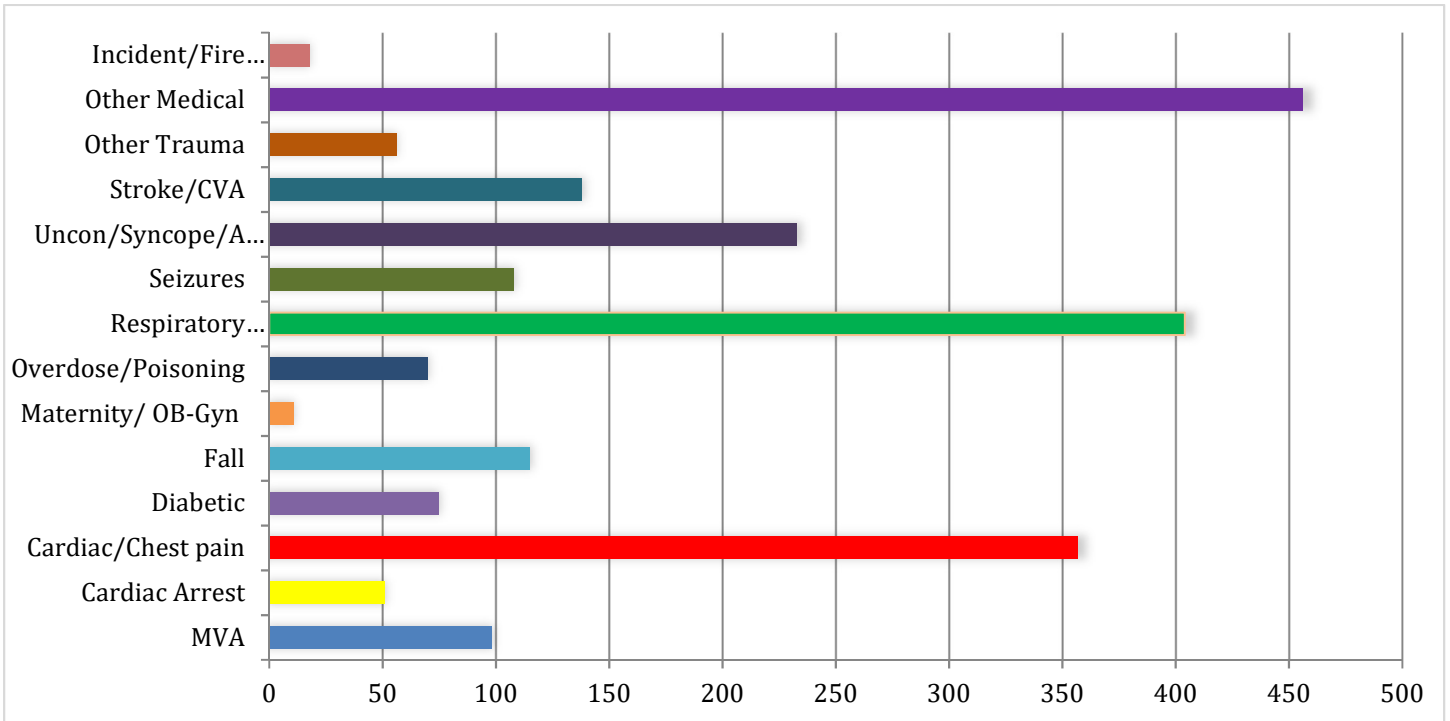
July 2023
 was the busiest month ever for
MEDIC 94
 then came August 2023.....
 Now the busiest month in 40 years
360 responses
 to
313 Incidents



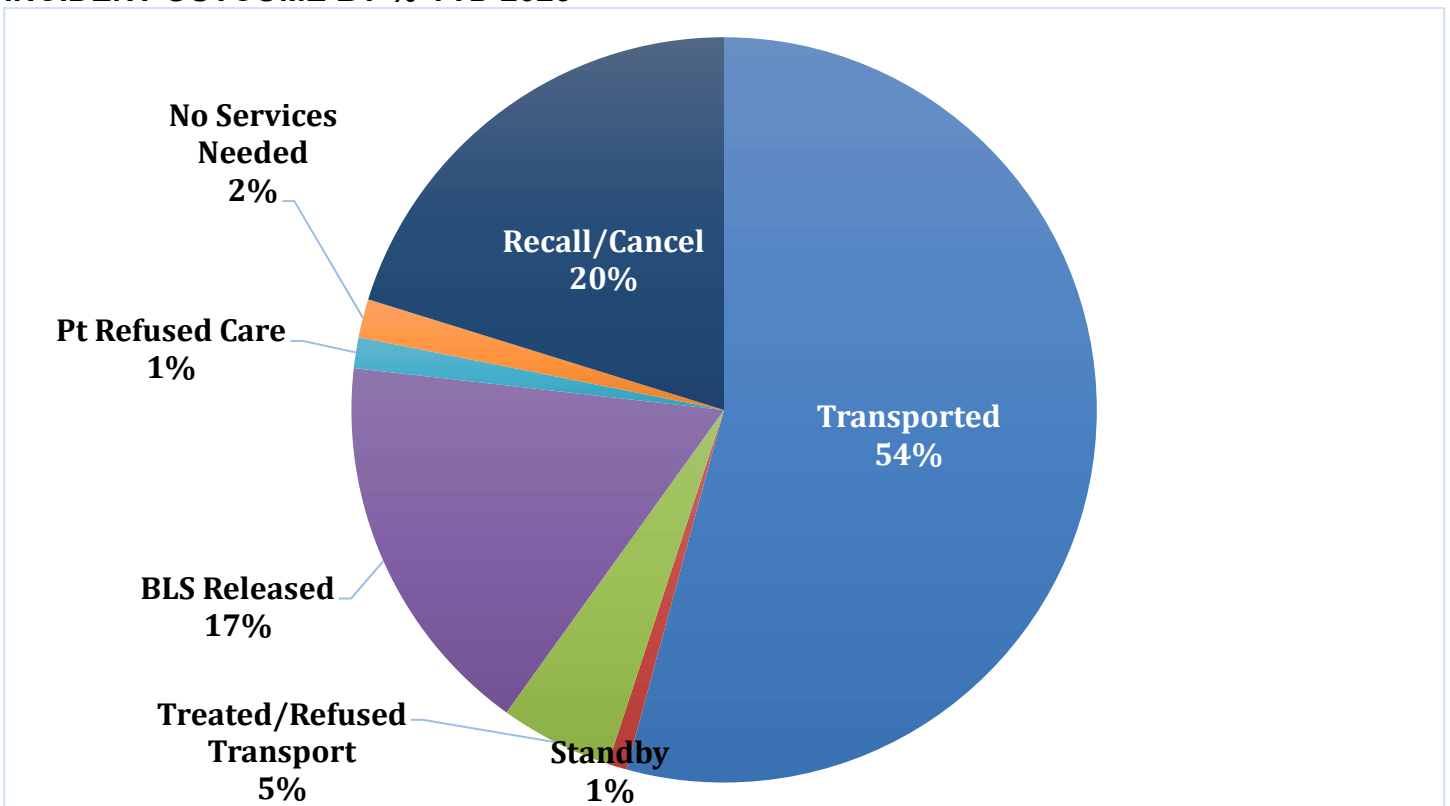
% OF INCIDENTS BY MUNICIPALITY-YTD 2023



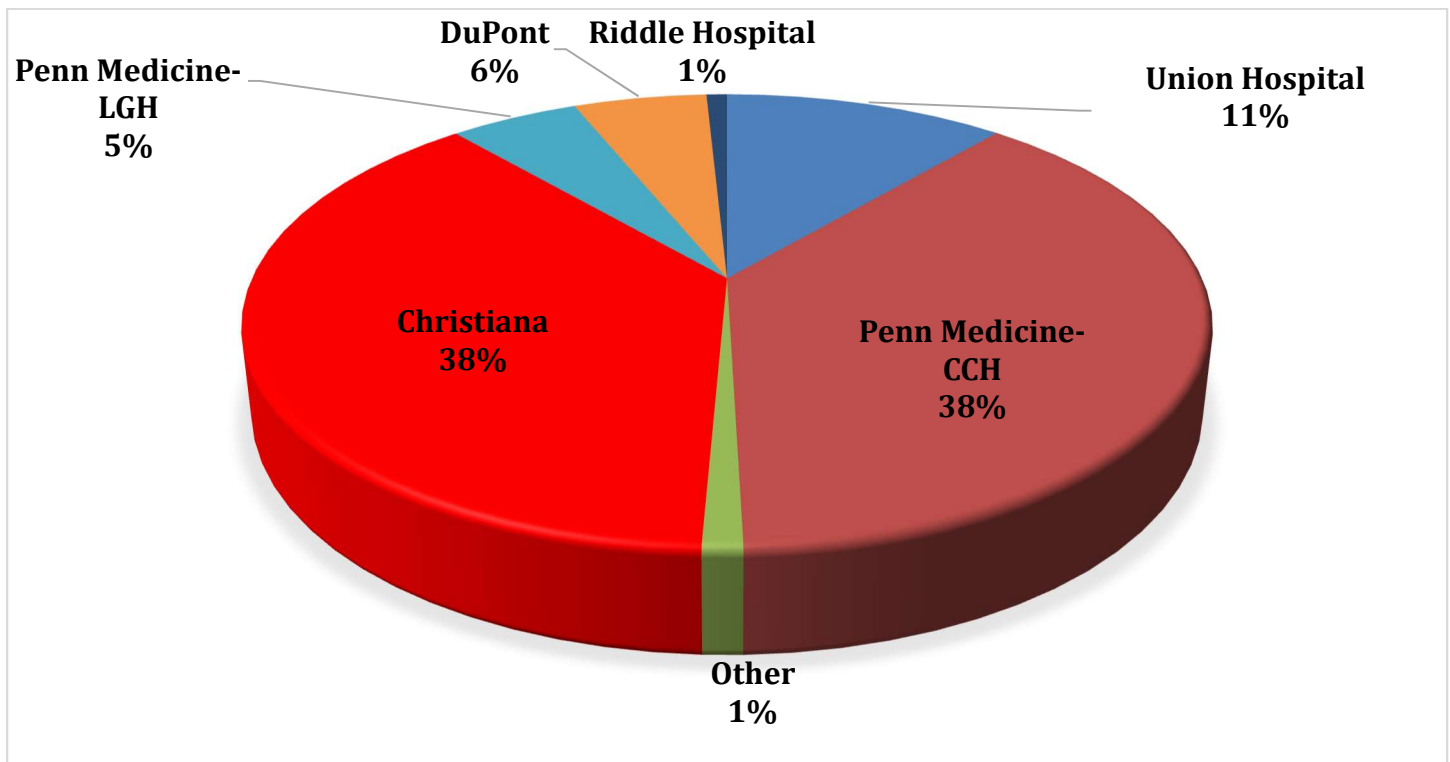
% OF INCIDENTS BY DISPATCH NATURE- YTD 2023



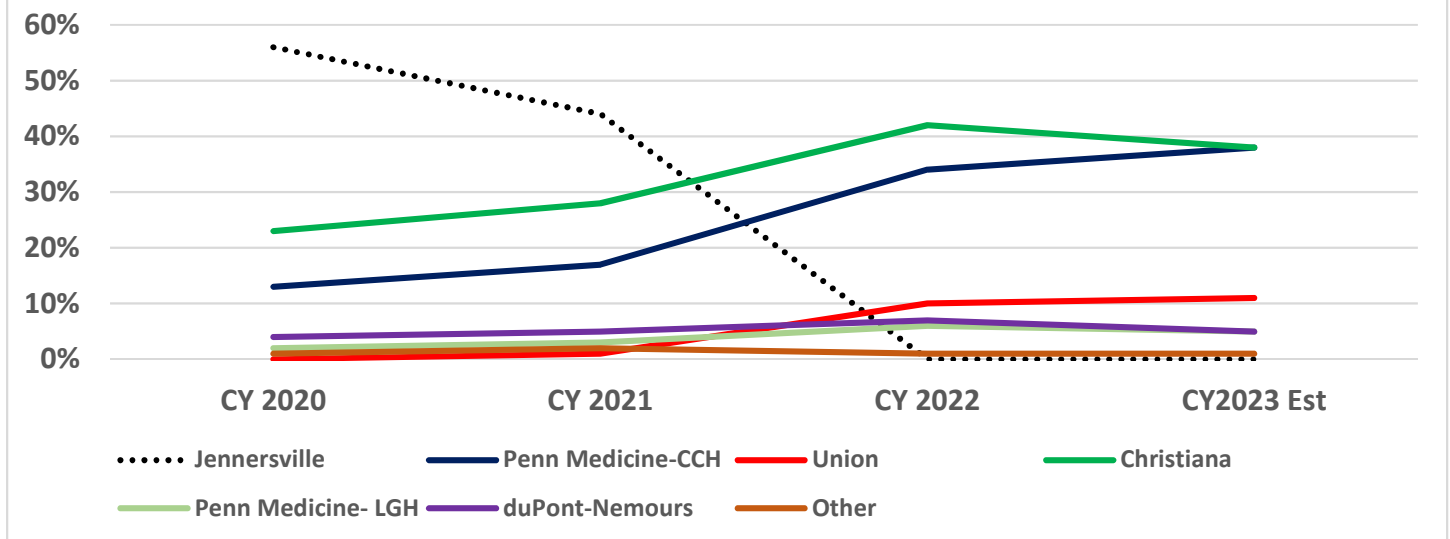
INCIDENT OUTCOME BY %-YTD 2023



RECEIVING HOSPITALS BY %- YTD- 2023



ALS Patients By Receiving Hospital 2020-2023 YTD



OPERATIONAL TIMES- AUGUST 2023

Average Mobilization Time (Time call is received until responding): **1.4 minutes**

Average Response Time: (Time from responding to arrival on scene): **8.5 minutes**

Engagement Time: (responding until patient contact) **11 minutes**

Average Scene Time: (Time from arrival on scene until depart scene): **16.3 minutes**

Average Total Call Time: (Average from dispatch to available-all calls): **65.4 minutes**

Average Call Time when patient transported: **111.8 minutes**

CORPORATE NEWS

- **BOARD** – The SCCEMS Board of Directors will next meet on October 20th
- **NEW BUILDING**—Design continues on the new building being constructed by Penn Township. The SCCEMS Board and Penn Township Board of Supervisors have finalized the floor and site plans. Plans are being prepared into the final pre-bid package
- **CHRISTIANA CARE**- We continue to await further communications from ChristianaCare as to the timetable to re-open the hospital. From our conversations, we expect that the new “Neighborhood Hospital” will be open in **early 2025**. Last month, we communicated with their leadership regarding the increasing community and EMS frustration due to lack of positive movement regarding the hospitals re-opening. We communicated this is causing loss of market share in the community as indicated by our statistics.

OPERATIONS

- **VEHICLES**- Given the increased mileage and maintenance stress on our vehicles, the organization purchased a used, low mileage vehicle from Oxford Borough. This vehicle will be upfitted over the coming months with a tentative in-service date of December 2023. The purchase will save the organization approximately \$20,000 over the purchase of a new vehicle and be in service 90 days sooner.

MEDIC 94 Power Truck FY 23 YTD

With the closing of Jennersville Hospital in December 2020, MEDIC 94 added an additional power truck to assure coverage to the community. This 3rd paramedic vehicle is staffed daily from 9am to 7pm

OPERATIONS

Staffed 9am to 7pm daily

Dispatches: **448**

% of total dispatches: **19%**

% of days staffed: **89%**

% of hours staffed: **87%**

COST

Total Budgeted \$130,000

YTD Budgeted: \$86,667

Salary/ Benefit Cost YTD: **\$84,240**

Est FuelCost YTD: **\$6,480**

Est Supply Cost YTD: **\$3,000**

Total Expense YTD: **\$ 93,720**

YTD through 31 August 2023

- **POWER TRUCK**- Our power truck staffing is increasing as well as utilization. The FY 23 **Supplemental** Funding request was to offset costs for this needed expansion of capacity. We expect to continue to staff this addition resource until the hospital re-opens. Without this resource, the community would have periods of no advanced life support coverage and/or delayed advanced life support response.
- **OUTREACH**- If you would like a hands Only CPR, Stop the Bleed, Paramedic Demo at your municipal event, please contact Paramedic Sgt Jake at jbarnes@sccems.org.

***Is our website linked on your municipality's website?
Link us either at MEDIC94.org or SCCEMS.org***

Check us out on FACEBOOK
<https://www.facebook.com/Medic94SCCEMS>