


Surface Officers' Spouses of Norfolk's Social Media & Information Guide

We have a variety of ways to distribute information to our members:

1. Official Website - www.sosnorfolk.org; a secure member log-in is required to access some of the pages and important event details, including the specific location of events each month. Our website has changed as of June 2020 and old logins will not work with this site. New login invites will arrive in your email inbox within a few days of your membership renewal or new registration for the 2020-2021 year.




2. Public Facebook Page - <https://www.facebook.com/surfaceofficerspousenorfolk> This page is for advertising select events and general information to the public.



3. Members Only Facebook Page - <https://www.facebook.com/groups/SOSnorfolk> This page requires a paid membership and the answering of membership questions in order to join. All events for members are posted on this page, as well as any up-to-date community/Navy/SWO related information which we are encouraged to share with our

membership. Members can also post on this page any questions you may have that our membership can assist in answering. It is a page designed to connect and engage our members with one another.



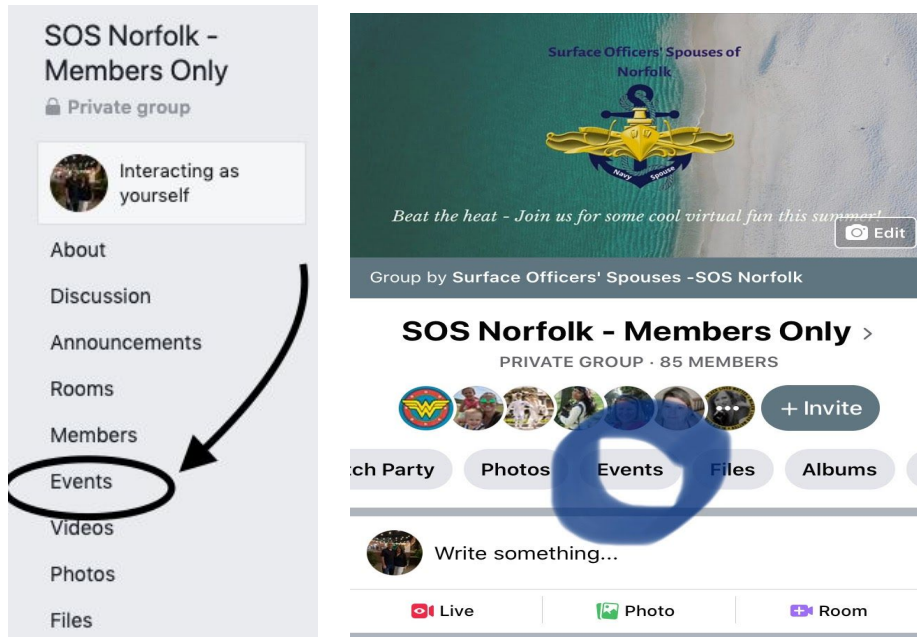
4. Instagram Page - <https://www.instagram.com/sosofnorfolk> This is a fun way for us to engage both our members and the general public, sharing highlights of our events and make community connections. Members can also share their own photos of the fun we are having from their personal Instagram account with the hashtag #SOSofNorfolk. This will link pictures to our "Photos of Us" section on our page.



5. The Anchor - our monthly newsletter is sent directly to your email at the beginning of each month, September - June, and links to the current year's newsletters are found in the announcement section of our Members Only Facebook Page. Links to our newsletter archive from the past few years can be found in the Members Only section of our website.

Finding Important Information on our Members Only Facebook Page

To find a list of all upcoming events without having to scroll through the page, there is an event link on the left side of the computer screen, or in the top gray ovals on your phone screen:



To search for information in previous posts, there is a search bar that will help you quickly find anything related to the keywords you've typed in. Click on the magnifying glass icon and then type in your keyword(s) to search recent posts. (Mobile & Computer)

