

初教 6 型 飞 机
CHUJIAO-6 TRAINER

航空器材目录

ILLUSTRATED PARTS BREAKDOWN CATALOG

第三册 标准件、随机工具设备

VOLUME 3 STANDARD PARTS、TOOLS AND GROUND EQUIPMENT
DELIVERED WITH AIRCRAFT

中 华 人 民 共 和 国
THE PEOPLES REPUBLIC OF CHINA

初教 6 型 飞 机

CJ-6 TRAINER

航 空 器 材 目 录

ILLUSTRATED PARTS CATALOG

第 三 册 标 准 件、随 机 工 具 设 备

VOLUME 3 STANDARD PARTS、TOOLS AND GROUND EQUIPMENT

DELIVERED WITH AIRCRAFT

二〇〇三年

FOREWORD

The catalog is provided specially for customers and supply departments of air materials.

It belongs to the aircraft part and consists of five volumes, that is,

Volume 1 Structure, Landing Gear, Control System and Pneumatic System

Volume 2 Power Plant and Special Equipment

Volume 3 Standard Parts, Tools and Ground Equipment Delivered with Aircraft

Volume 4 HS-6A Engine

Volume 5 Electrical Equipment, Instrument and Radio Equipment

Part quantity of this catalog is total parts of each aircraft.

This catalog is based on applicable design drawings and relative technical documents.

说 明

为便于使用单位与供应部门搞好航空器材的业务工作，特汇编本目录。

全套目录共分五册，即

第一册 结构、起落架、操纵、冷气

第二册 动力、特设

第三册 标准件、随机工具设备

第四册 活塞 6 甲型发动机

第五册 电气、仪表、无线电设备

本册中的件数为每架飞机上的总件数。

本册以现行生产图纸和技术文件为准。

目 录

CONTENTS

说 明 FOREWORD

标准件部份 STANDARD PARTS

一、国家标准 NATIONAL STANDARD	3
1-1 六角螺母 GB52 Hexagon nut GB52	6
1-2 蝶形螺母 GB62 Butterfly nut GB62	6
1-3 开口销 GB91 Split pin GB91	6
1-4 弹簧垫圈 GB859 Spring washer GB859	6
1-5 外齿弹性垫圈 GB862 Outer tongue elastic washer GB862	6
1-6 半圆头铆钉 GB867 Half-round headed rivet GB867	6
1-7 平锥头铆钉 GB868 Flat conical rivet GB868	8
1-8 90° 沉头铆钉 GB869 90° countersunk rivet GB869	8
1-9 120° 沉头半空心铆钉 GB874 120° countersunk half hollow rivet GB874	8
1-10 空心铆钉 GB876 Hollow rivet GB876	8
1-11 轴用弹性挡圈 GB894 Elastic stop ring for axle GB894	8
1-12 小六角自锁螺母 GB924 Small hexagon self-lock nut GB924	8
1-13 轻型六角自锁螺母 GB925 Light hexagon self-lock nut GB925	10
1-14 单耳托板自锁螺母 GB929 Single lug plate self-lock nut GB929	10
1-15 双耳托板自锁螺母 GB930 Double lug plate self-lock nut GB930	10
1-16 120° 沉头铆钉 GB954 120° countersunk rivet GB954	10
1-17 单耳托板自锁螺母垫片 GB961 Pad for single lug plate self-lock nut GB961	10
1-18 双耳托板自锁螺母垫片 GB962 Pad for double lug plate self-lock nut GB962	10
1-19 管状铆钉 GB975 Tubular shank rivet GB975	12

1-20	小六角较扁螺母 GB1007 Small hexagon oblate nut GB1007	12
1-21	大扁圆头铆钉 GB1011 Big oblate round-headed rivet GB1011	12
1-22	无头铆钉 GB1016 Headless rivet GB1016	12
1-23	垫圈 GB1018 Washer GB1018	12
1-24	角形外舌止动垫圈 GB1024 Angle shaped outer tongue stop washer GB1024	15

二、1 类标准——紧固零件 STANDARD PARTS CLASS I—FASTENING PARTS 17

2-1	六角头螺栓 HB1-101 Hexagon headed bolt HB1-101	20
2-2	锥形螺栓 HB1-125 Taper-shaped bolt HB1-125	23
2-3	平圆头螺栓 HB1-126 Taper-shaped bolt HB1-126	23
2-4	90° 沉头螺栓 HB1-129 90° countersunk bolt HB1-129	24
2-5	十字槽 120° 半沉头螺栓 HB1-137 Cross-slot 120° half-countersunk HB1-137	24
2-6	六角头螺钉 HB1-201 Hexagon screw HB1-201	24
2-7	平圆头螺钉 HB1-202 Flat round headed screw HB1-202	26
2-8	头部带保险孔的圆柱头螺钉 HB1-203 Cylinder screw with safety hole in the head HB1-203	27
2-9	扁圆头螺钉 HB1-204 Oblate round shaped screw HB1-204	27
2-10	90° 沉头螺钉 HB1-205 90° countersunk screw HB1-205	28
2-11	120° 沉头螺钉 HB1-207 90° countersunk screw HB1-207	28
2-12	十字槽 120° 半沉头螺钉 HB1-211 Cross-slot 120° half countersunk screw HB1-211	28
2-13	六角槽形厚螺母 HB1-402 Hexagon slit thick nut HB1-402	30
2-14	锥形螺栓用垫圈 HB1-501 Washer for taper bolt HB1-501	30
2-15	锥形螺栓用弧形垫圈 HB1-502 Arc-shaper washer for taper bolt HB1-502	30
2-16	弧形垫圈 HB1-503 Arc-shaper bolt HB1-503	31
2-17	垫片 HB1-509 Pad HB1-509	31
2-18	钢纸板垫圈 HB1-510 Fiber washer HB1-510	31
2-19	平锥头螺纹空心铆钉 HB1-601 Flat conical headed hollow rivet HB1-601	31
2-20	平头轴 HB1-703 Flat headed axle HB1-703	31
2-21	止动块 3HB1-704GD2 Stop block 3HB1-704GD2	33
2-22	快卸弹簧销 HB1-706 Quick detachable spring pin HB1-706	33

三、2类标准——机体构件、锁 STANDARD PARTS CLASS II—AIRFRAME MEMBERS, LOCK 35

3-1	固定角材 HB2-2	Fixed angle HB2-2	38
3-2	固定角材(宽面的)HB2-3	Fixed angle (wide) HB2-3	38
3-3	圆形边圈 HB2-4	Round shaped ring HB2-4	38
3-4	椭圆边圈 HB2-5	Ellipse ring HB2-5	38
3-5	铝合金波纹板 HB2-8	Aluminium alloy corrugated plate HB2-8	38
3-6	粘贴孔布盖 HB2-9	Cloth cover of closing hole HB2-9	38
3-7	驾驶员安全肋带 1HB2-11	Pilot safety belt 1HB2-11	38
3-8	驾驶员安全肋带 2HB2-11	Pilot safety belt 2HB2-11	38
3-9	驾驶员安全带肩部背带 3HB2-11	Shoulder strap of pilot safety belt 3HB2-11	42
3-10	合页片 HB2-20	Hinge HB2-20	42
3-11	合页片 HB2-21	Hinge HB2-21	42
3-12	通条 HB 2-30A	Pivot HB2-30A	43
3-13	通条 HB 2-30B	Pivot HB2-30B	43
3-14	锁 HB2-43	Lock HB2-43	43
3-15	扁圆头螺钉 HB2-48	Oblate round headed screw HB2-48	43
3-16	埋头螺钉 HB2-49	Countersunk screw HB2-49	43
3-17	短空心铆钉 HB2-51	Short hollow rivet HB2-51	43
3-18	云形锁弹簧 HB2-54	Cloud-like lock spring HB2-54	45
3-19	链条 HB2-62	Chain HB2-62	45
3-20	链环 HB2-63	Chain HB2-63	45
3-21	螺旋形保险圈 HB2-64	Thread safety HB2-64	45
3-22	保险别针 HB2-65	Safety pin HB2-65	45
3-23	耳环绳带 HB2-66	Eyelet strap HB2-66	45
3-24	耳环 1HB2-66	Eyelet 1HB2-66	45

四、3类标准——弹簧、衬套、卡箍 STANSARD PARTS CLASS IV—SPRING, BUSH, CLAMP..... 47

4-1	圆柱形螺旋压缩弹簧 HB3-1	Cylinder coil compression spring HB3-1	50
-----	-----------------	--	----

4-2	圆柱形螺旋拉伸弹簧 HB3-4	Cylinder coil extension spring HB3-4	50
4-3	带凸肩压入衬套 HB3-10	Press-in bush with convexity HB3-10	50
4-4	衬套 HB3-11	Bush HB3-11	50
4-5	四级精度衬套 HB3-12	Rough grade bush HB3-12	51
4-6	铜衬套 HB3-14	Copper bush HB3-14	51
4-7	双管悬挂卡箍 HB3-19	Hanging clamp HB3-19	51
4-8	扣头 1HB3-21	Snap for belt HB3-21	51
4-9	扣带 2HB3-21	Belt 2HB3-21	51
4-10	焊接卡箍 HB3-22	Welding clamp HB3-22	53
4-11	卡箍圈 1HB3-22	Clamp ring 1HB3-22	53
4-12	带垫的夹紧卡箍 HB3-25	Holding clamp with washer HB3-25	53
4-13	箍带 1HB3-25	Clamp belt 1HB3-25	53
4-14	单螺栓侧面固定带搭铁卡箍 HB3-26	Single bolt side fixed clamp with ground connection HB3-26	55
4-15	胶垫 HB3-29	Rubber washer HB3-29	55
4-16	电缆固定卡箍 HB3-32	Clamp for fixing cable HB3-32	55
4-17	琴形卡箍 HB3-41	Special shaped clamp HB3-41	57
4-18	油箱固定带 HB3-44	A20×412×332 Belt for fixing fuel tank HB3-44 A20×412×332	57
4-19	拉紧螺栓 3HB3-44	Holding bolt 3HB3-44	57
4-20	轴 4HB3-44	Shaft 4HB3-44	57
4-21	垫片 5HB3-44	Gasket 5HB3-44	58
4-22	铰链 6HB3-44	Chain 6HB3-44	58
4-23	拉紧卡箍 HB3-45	Holding clamp HB3-45	58
4-24	固定导管用管夹 Q / 5A3-1	Clamp for fixing pipe Q/5A3-1	58
4-25	卡箍 Q / 5A3-5	Clamp Q/5A3-5	58
4-26	卡箍 Q / 5A3-8	Clamp Q/5A3-8	58
4-27	卡箍 Q / 5A3-9	Clamp Q/5A3-9	58
4-28	焊接卡箍 Q / 5A3-11	Welding clamp Q/5A3-11	58
4-29	衬管 Q / 5A3-17	Bush Q/5A3-17	60

五、4类标准——管路件、空气液压系统密封件 STANDARD PARTS CLASS IV—PIPE LINE, SEALING

PARTS OF AIR HYDRAULIC SYSTEM 61

5-1	直通管接头 HB4-4	Straight through pipe connector HB4-4	64
5-2	B 型弯管接头 HB4-10	Type B elbow pipe connector HB4-10	64
5-3	B 型直角管接头 HB4-14	Type B right angled pipe connector HB4-14	64
5-4	三通管接头 HB4-17	Three-way pipe connector HB4-17	64
5-5	B 型三通管接头 HB4-20	Type B three-way pipe connector HB4-20	64
5-6	不对称 B 型三通管接头 HB4-22	Type B asymmetry three-way pipe connector HB4-22	64
5-7	四通管接头 HB4-26	Four-way pipe connector HB4-26	64
5-8	平管嘴 HB4-44	Nipple HB4-44	64
5-9	外套螺母 HB4-45	Swivel nut HB4-45	64
5-10	锁紧螺母 HB4-46	Locking nut HB4-46	66
5-11	收紧螺母 HB4-49	Grip nut HB4-49	66
5-12	锥螺纹变径直通管接头 HB4-60	Taper-thread straight-through pipe connector HB4-60	66
5-13	锥螺纹直角弯管接头 HB4-61	Taper thread right angled knee connector HB4-61	66
5-14	A 型锥螺纹弯管接头 HB4-62	Type A taper thread knee connector HB4-62	66
5-15	锥螺纹三通管接头 HB4-63	Taper thread three-way pipe connector HB4-63	66
5-16	A 型锥螺纹三通管接头 HB4-64	Type A taper thread three-way pipe connector HB4-64	69
5-17	锥螺纹四通管接头 HB4-65	Taper thread four-way pipe connector HB4-65	69
5-18	活门注油嘴 HB4-70	Valve oil syringe HB4-70	69
5-19	型接管嘴 Q / 5A4-2	Type nipple Q/5A4-2	69
5-20	密封胶圈 Q / 5A4-7	Sealing rubber ring Q/5A4-7	69
5-21	高压软管 Q / 5A4-31	High-pressure hose Q/5A4-31	69
5-22	编织结构软管 Q / 5A4-45	Splicing hose Q/5A4-45	69
5-23	编织结构软管 Q / 5A4-51	Splicing hose Q/5A4-51	69
5-24	接管套 Q / 5A4-69	Sleeve Q/5A4-69	72
5-25	接管套 Q / 5A4-70	Sleeve Q/5A4-70	72

5-26	平管嘴 Q / 5A4-73	Nipple Q/5A4-73	72
5-27	接管嘴 Q / 5A4-77	Nipple Q/5A4-77	72
5-28	接管嘴 Q / 5A4-79	Nipple Q/5A4-79	72
5-29	外套螺母 Q / 5A4-81	Swivel nut Q/5A4-81	72
5-30	内锥形接管嘴 Q / 5A4-83	Inner taper nipple Q/5A4-83	72
5-31	接管套 Q / 5A4-85	Sleeve Q/5A4-85	72

六、5 类标准——操纵系统 STANDARD PARTS CLASS V — CONTROL SYSTEM 73

6-1	钢套环 HB5-5	Steel hoop HB5-5	76
6-2	钢索收头套管 1HB5-9	Compression thimble of steel cable 1HB5-9	76
6-3	球头钢索小球 1HB5-17	Small ball with ball headed cable 1HB5-17	76
6-4	松紧螺套 HB5-21	Elastic thread sleeve HB5-21	76
6-5	套管 HB5-27	Thimble HB5-27	76
6-6	套环用耳环接头 HB5-28	Eyelet connector for hoop HB5-28	76
6-7	叉耳接头 HB5-30	Forked connector HB5-30	76
6-8	叉形螺栓 HB5-37	Fork bolt HB5-37	78
6-9	拨杆 1HB5-42	Driving lever 1HB5-42	78
6-10	夹圈 2HB5-42	Clamp ring 2HB5-42	78
6-11	止动销子 3HB5-42	Stop pin 3HB5-42	78
6-12	支承垫 4HB5-42	Support washer 4HB5-42	78
6-13	外体 5HB5-42	Outer cover 5HB5-42	78
6-14	操纵拉杆 Q / 5A5-1	Control pull rod Q/5A5-1	78
6-15	操纵拉杆 Q / 5A5-2	Control pull rod Q/5A5-2	78
6-16	操纵钢索 Q / 5A5-3	Control cable Q/5A5-3	78
6-17	接头 1Q / 5A5-3	Connector 1Q/5A5-3	78
6-18	管子 Q / 5A5-4	Tube Q/5A5-4	78
6-19	叉形接头 Q / 5A5-5	Fork connector Q/5A5-5	78
6-20	滑轮 Q / 8A5-1	Pulley Q/8A5-1	81
6-21	衬套 Q / 8A5-2	Bush Q/8A5-2	81

七、6类标准——电器、仪表、无线电 STANDARD PARTS CLASS VI—ELECTRICAL EQUIPMENT,

INSTRUMENT, RADIO EQUIPMENT..... 83

7-1	电线管形接头 HB6-16	Wire pipe shaped connector HB6-16	86
7-2	双爪导线接头 HB6-17A	Double claw wire connector HB6-17A	86
7-3	导线接头 HB6-18	Wire connector HB6-18	86
7-4	减震垫 HB6-21	Damping washer HB6-21	86
7-5	保险器 HB6-27	Safeguard HB6-27	86
7-6	橡胶保护套 HB6-31	Rubber protecting sleeve HB6-31	86
7-7	搭铁线 HB6-39	Bonding jumper HB6-39	86
7-8	搭铁线 HB6-40	Bonding jumper HB6-40	88
7-9	接线嘴 Q / 5A6-44	Nipple Q/5A6-44	88
7-10	衬套 Q / 5A6-48	Bush Q/5A6-48	88
7-11	插座 Q / 8A6-1	Plug Q/8A6-1	88

八、7类、9类标准 STANDARD PARTS CLASS VII, IX..... 89

8-1	误差曲线夹 HB7-1	Error curve clip HB7-1	93
8-2	双耳平板螺母 HB9-5	Double lug plate nut HB9-5	93
8-3	角片 Q / 5A9-5	Angle Q/5A9-5	93
8-4	耳环 Q / 5A9-6	Eyelet Q/5A9-6	93
8-5	汽油的单向活门 Q / 5A9-24	Fuel check valve Q/5A9-24	93
8-6	垫圈 Q / 5A9-26	Ring Q/5A9-26	93
8-7	接管嘴 Q / 5A9-27	Nipple Q/5A9-27	93
8-8	扣环 Q / 5A9-35	Buckle Q/5A9-35	93
8-9	油箱标牌 Q / 5A9-36	Fuel tank placard Q/5A9-36	93
8-10	标志牌 Q / 5A9-38	Placard Q/5A9-38	93

随机工具、设备部份 TOOLS DELIVERED WITH AIRCRAFT , AND EQUIPMENT

一、通用工具类 UNIVERSAL TOOLS..... 97

1-1 细扁锉 Fine file.....	103
1-2 细圆锉 Rat tail file.....	103
1-3 扁錾 Oblate chisel.....	103
1-4 斜口钳 Sharp nose pliers	103
1-5 手锤、铁锤 Hand hammer, Iron hammer	103
1-6 钟表锤 Hammer for clock.....	103
1-7 活动扳手 Adjustable spanner	103
1-8 扳手 Spanner	103
1-9 棘轮扳手 Ratchet spanner	104
1-10 单头弯梅花扳手 Single end bent hexagon spanner	104
1-11 棘轮扳手可换头 Changeable head of ratchet spanner	110
1-12 套筒头 Box spanner.....	110
1-13 手柄 Handle.....	110
1-14 平口钳 Flat nose pliers	110
1-15 冲子 Center punch	111
1-16 镊子 Nippers.....	111
1-17 木把串心起子 Screw driver with wooden handle	111
1-18 自动螺丝起子 Automatic screw driver.....	111
1-19 木把一字起子 Common screw driver with wooden handle	111
1-20 十字起子 Cross-head screw driver	111
1-21 木把一字起子 Common screw driver with wooden handle	118
1-22 鱼口钳 Slip joint pliers	118
1-23 尖嘴钳 Sharp nose pliers	118
1-24 千分垫 Feeler	118
1-25 工作灯 Working lamp.....	118

1-26	电烙铁	Electric iron	118
1-27	电工刀	Knife for electrician	118
1-28	放大镜	Magnifying glass	119
1-29	钢板尺	Steel tape	119
1-30	试电笔	Test pencil	119
1-31	轮胎压力表	Tyre manometer	119
二、专用工具类 SPECIAL TOOLS			121
2-1	锥形冲子	Taper punch	130
2-2	铜冲子	Copper punch	130
2-3	随机工具袋	Tool bag delivered with aircraft	130
2-4	带刻度力矩扳手	Moment spanner with scale	130
2-5	专用扳手	Special spanner	130
2-6	拆装鱼鳞片的螺帽扳手	Nut spanner for mounting and dismounting gill	130
2-7	第六气缸电嘴用扳手	Spanner for plug of cylinder No.6	130
2-8	套筒扳手	Box spanner	130
2-9	S=36 油滤扳手	S=36 Oil filter spanner	131
2-10	拆装上位锁应急活门扳手	Spanner for mounting and dismounting uplock emergency valve	131
2-11	六角双头套筒扳手	Double end hexagon box spanner	131
2-12	装卸前主轮轴之专用扳手	Special spanner for mounting & dismounting nose & main wheel axle	131
2-13	双头梅花扳手	Double end hexagon spanner	131
2-14	专用扳手、特种扳手	Special spanner	113
2-15	特种扳手	Special spanner	113
2-16	汽滑油滤塞扳手	Oil filter plug spanner	141
2-17	工字扳手	I-shaped spanner	141
2-18	特种扳手	Special spanner	141
2-19	螺旋浆油嘴力矩扳手用套筒头	Sleeve head for propeller momental spanner	141
2-20	可换套筒头	Changeable sleeve head	141
2-21	双头弯头起子	Double end bent screw driver	141

2-22	编结钢索用锥子	Taper for splicing cable	141
2-23	装皮碗工具	Tool for mounting leather cup	141
2-24	装卸前轮轴之冲头	Punch mounting and dismounting nose wheel shaft	142
2-25	引导圈	Guide ring	142
2-26	引导圈	Guide ring	142
2-27	黄油枪	Grease gun	142
2-28	装拆轮胎棒	Rod for mounting and dismounting wheel tyre	142
2-29	15~20kg 测力弹簧	Spring for measuring force 15~20kg	142
2-30	扭结工具	Kink tool	142
2-31	编结钢索使用夹紧头	Fixed clamp for splicing cable	142

三、随机设备类 EQUIPMENT DELIVERED WITH AIRCRAFT 143

3-1	布套图	Diagram of cloth cover	146
3-2	机身系留装置	Device for mooring fuselage	147
3-3	副翼弓形夹	Upset clamp of aileron	147
	方向舵锁紧夹	Locking clamp of rudder	147
3-4	方向舵弓形夹	Upset clamp of rudder	147
	升降舵弓形夹	Upset clamp of elevator	147
3-5	机翼系留装置	Device for mooring wing	147
3-6	前轮轮胎保护罩	Protecting cover for front wheel tyre	147
3-7	工作梯	Service ladder	152
3-8	轮挡	Checks	152
3-9	手拖牵引器	Towing trolley	152
3-10	汽油桶	Gasoline can	152
3-11	滑油桶	Oil can	152
3-12	发动机左排气管罩盖	Cover of engine left exhaust tube	152
	发动机右排气管罩盖	Cover of engine right exhaust tube	152
3-13	加油凳	Oil filler	152
3-14	注后机盒用滑油漏斗	Oil funnel for oiling rear case	152

3-15	注前机盒用滑油漏斗 Oil funnel for oiling front case	153
3-16	机身尾部千斤顶 Tail jack	153
3-17	中翼千斤顶 Midwing jack	153
3-18	头部千斤顶 Headed jack	153
3-19	履历本袋 Bag for log book	153
3-20	大履历本袋 Bag for big log book	153
3-21	滑油散热器堵头 Oil radiator plug	153
3-22	滑油散热器冬季布套 Oil radiator winter cloth	153
3-23	滑油袋冬季布套 Oil bag winter cloth cover	153
3-24	P-2 布套 Cloth cover P-2	166
3-25	滑油箱布套 Oil tank cloth cover	166
3-26	发动机罩冬季布套 Winter cover for engine cowl	166
3-27	脚踏板 Footrest	166
3-28	轮轴轴承拆卸夹具 Clamper for dismounting bearing of wheel axle	166
3-29	减震支柱充气夹具 Air charge clamper for buffer support	166
3-30	牵引器 Towing trolley	166
3-31	冷气充气编织软管 Air charge splicing hose	166
3-32	接油盘车托 Trolley for oil collecting pan	166

标准件对照表 **1~16**

STANDARD PARTS COMPARISON TABLE

标准件部份

STANDARD PARTS

一、国家标准

NATIONAL STANDARD

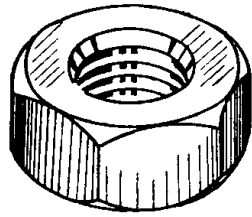


图1-1 六角螺母GB52

Fig.1-1 Hexagon nut GB52

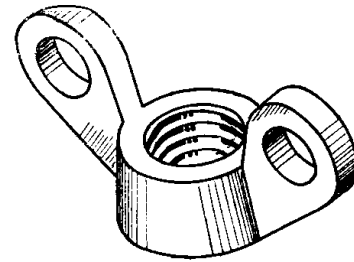


图1-2 蝶形螺母GB62

Fig.1-2 Butterfly nut GB62



图1-3 开口销GB91

Fig.1-3 Split pin GB91

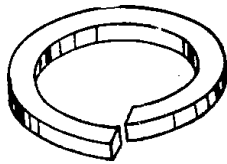


图1-4 弹簧垫圈GB859

Fig.1-4 Spring washer GB859




图1-5 外齿弹性垫圈GB862

Fig.1-5 Toothed elastic washer GB862

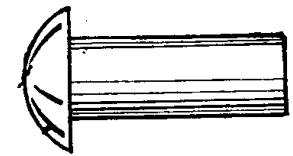


图1-6 半圆头铆钉GB867

Fig.1-6 Half-round head rivet GB867

插图 Fig.		名称 Nomenclature	件号 Part No.	件数 Qty	插图 Fig.		名称 Nomenclature	件号 Part No.	件数 Qty			
图号 No.	图位编号 Loc. No.				图号 No.	图位编号						
1-1		六角螺母 Hexagon nut	GB52		(1-1)		六角扁螺母	BM6GB54-45	72			
			BM6GB52	6			Hexagon oblate	BM8GB54-45	17			
			BM8GB52	8			nut	BM10GB54-45	11			
			BM10GB52	16				BM12×1.5GB54-45	4			
			BM2GB52-45	4				BM14×1.5GB54-45	1			
			BM3GB52-45	9				BM6GB54-LY11-CZ	2			
			BM4GB52-45	184				BM5GB54-HPb59-1	1			
			BM5GB52-45	70				BM6GB54-HPb59-1	24			
			BM6GB52-45	53			1-2	蝶形螺母	GB62			
			BM8GB52-45	66				Butterfly nut	BM5GB62-25	2		
			BM10GB52-45	42					BM6GB62-25	10		
							BM12×1.5GB52-45	4	1-3	开口销	do×L GB91	按需要
										Split pin		As reg.
							BM4GB52-LY11-CZ	20	1-4	弹簧垫圈	dGB859	按需要
		BM4GB52-HPb59-1	8	Spring washer		As reg.						
见 1-1		六角扁螺母 Hexagon oblate nut	GB54		1-5		外齿弹性垫圈	GB862				
			BM4GB54-45	37			Toothed elastic	4GB862-65Mn	85			
			BM5GB54-45	287			washer	5GB862-65Mn	1			




图1-7 平锥头铆钉GB868
Fig.1-7 Flat conical head rivet GB868




图1-8 90°沉头铆钉GB869
Fig.1-8 90° counter-sunk rivet GB869

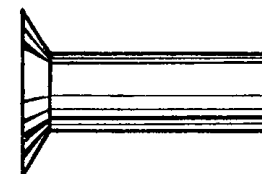


图1-9 120°沉头半空心铆钉GB874
Fig.1-9 120° countersunk half hollow rivet GB874

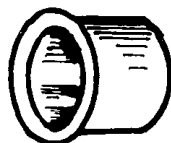


图1-10 空心铆钉GB876
Fig.1-10 Hollow rivet GB876



图1-11 轴用弹性挡圈GB894
Fig.1-11 Elastic stop ring GB894 for shaft

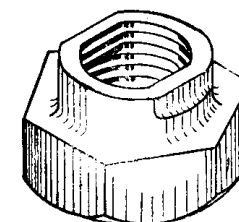


图1-12 小六角自锁螺母GB924
Fig.1-12 Small hexagon self-lock nut GB924

插图 Fig.		名称 Nomenclature	件号 Part No.	件数 Qty	插图 Fig.		名称 Nomenclature	件号 Part No.	件数 Qty
图号 No.	图位编号 Loc. No.				图号 No.	图位编号 Loc. No.			
(1-5)		外齿弹性垫圈 Toothed elastic washer	GB862 6GB862-65Mn	3	1-9		120° 沉头半空心铆钉 120° countersunk half hollow rivet	GB874 d×LGB874-LY1	按需要 As req.
1-6		半圆头铆钉 Half-round head rivet	GB867 d×LGB867-LY1 d×LGB867-MLC15	按需要 按需要 As req.	1-10		空心铆钉 Hollow rivet	GB876 4×3GB876 4×4GB876 4×5GB876	204 304 16
1-7		平锥头铆钉 Flat conical head rivet	GB868 d×LGB868-LY1 d×LGB868-MLC15 d×LGB868-LF21	按需要 按需要 按需要 As req.				5×4GB876 5×5GB876 5×8GB876 6×5GB876	16 29 24 2
1-8		90° 沉头铆钉 90° counter-sunk rivet	GB869 d×LGB869-LY1 d×LGB869-LF21 d×LGB869-MLC15	按需要 按需要 按需要 As req.	1-11		轴用弹性挡圈 Elastic stop ring for shaft	GB894 12GB894-65Mn	6
					1-12		小六角自锁螺母 Small hexagon self-lock nut	GB924 M3GB924-45 M4GB924-45 M5GB924-45	108 4 5

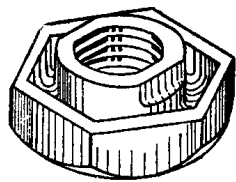


图1-13 轻型六角自锁螺母GB925

Fig.1-13 Light hexagon self-lock nut GB925

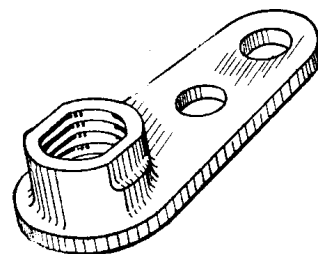


图1-14 单耳托板自锁螺母GB929

Fig.1-14 Single lug self-lock anchor nut GB929

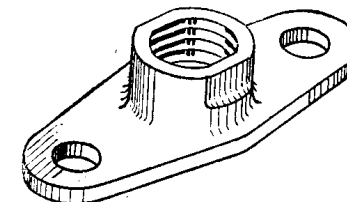


图1-15 双耳托板自锁螺母GB930

Fig.1-15 Double lug plate self-lock anchor nut GB930




图1-16 120°沉头铆钉GB954

Fig.1-16 120° counter-sunk rivet GB954

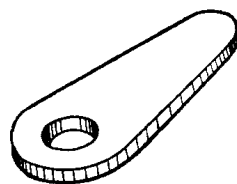


图1-17 单耳托板自锁螺母垫片GB961

Fig.1-17 Single lug self-lock anchor nut pad GB961

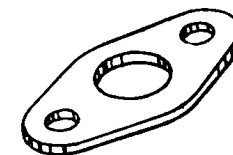


图1-18 双耳托板自锁螺母垫片GB962

Fig.1-18 Double lug self-lock anchor nut pad GB962

插图 Fig.		名称 Nomenclature	件号 Part No.	件数 Qty	插图 Fig.		名称 Nomenclature	件号 Part No.	件数 Qty
图号 No.	图位编号 Loc. No.				图号 No.	图位编号 Loc. No.			
1-13		轻型六角自锁	GB925		1-16		120° 沉头铆钉	GB954	按需要 按需要 As req.
		螺母	M4GB925	580			120° counter-	d×LGB954-LY1	
		Light hexagon	M5GB925	73			sunk rivet	d×LGB954-MLC15	
		self-lock nut	M6GB925	58					
			M8GB925	2	1-17		单耳托板自锁螺 母垫片	GB961	23
1-14		单耳托板自锁	GB929		1-18		Single lug self-lock anchor nut pad	4×1GB961	
		螺母	M4GB929-MLC15	69			双耳托板自锁螺	GB962	
		Single lug	M5GB929-MLC15	20			母垫片	4×1GB962	
			M6GB929-MLC15	2			Double lug self-lock anchor nut pad		26
1-15		双耳托板自锁	GB930		1-19		管状铆钉	GB975	4 4 6 4 3 4
		螺母	AM3GB930-MLC15	15			Tubular rivet	4×23GB975-20A	
		Double lug	AM4GB930-MLC15	530				5×17GB975-20A	
		self-lock anchor	AM5GB630-MLC15	225				5×23GB975-20A	
			AM6GB930-MLC15	19			6×5GB975-20A		
							6×21GB975-20A		
							6×22GB975-20A		




图1-19 管状铆钉GB975
Fig.1-19 Tubular rivet GB975

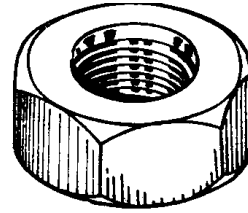


图1-20 小六角较扁螺母GB1007
Fig.1-20 Small hexagon oblate nut GB1007

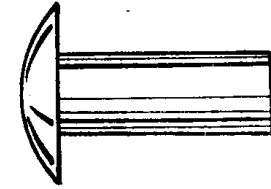


图1-21 大扁圆头铆钉GB1011
Fig.1-21 Big oblate round-head rivet GB1011




图1-22 无头铆钉GB1016
Fig.1-22 Headless rivet GB1016

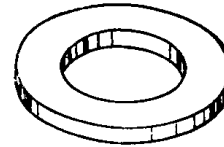


图1-23 垫圈GB1018
Fig.1-23 Washer GB1018

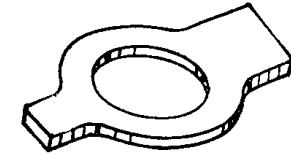


图1-24 角形外舌止动垫圈GB1024
Fig.1-24 Angle shaped outer tongue stop washer GB1024

插图 Fig.		名称 Nomenclature	件号 Part No.	件数 Qty	插图 Fig.		名称 Nomenclature	件号 Part No.	件数 Qty		
图号 No.	图位编号 Loc. No.				图号 No.	图位编号 Loc. No.					
(1-19)		管状铆钉	6×23GB975-20A	4	1-21		大扁圆头铆钉	GB1011	按需要 按需要 As req.		
		Tubular rivet	6×27GB975-20A	7			Big oblate round-head rivet	d×LGB1011-LY1			
			6×28GB975-20A	1				d×LGB1011-LF21			
			6×32GB975-20A	1							
			8×14GB975-20A	8							
			8×29GB975-20A	20			1-22	无头铆钉		GB1016	
			8×30GB975-20A	10				Headless rivet		5×30GB1016-25	2
			8×44GB975-20A	2							
1-20		小六角较扁螺母	GB1007	23	1-23		垫圈	GB1018	4 8 6 36 4 7 4 26 10 56		
		Small hexagon oblate nut	M6GB1007-45				Washer	5×12×0.5BRGB1018			
			M6左 GB1007-45				2			5×12×1BRGB1018	
			M8GB1007-45				27			3×6×0.5GB1018-20	
			M10GB1007-45				12			3×6×0.8GB1018-20	
			M12×1.5GB1007-45				2			3×7×0.8GB1018-20	
			M16×1.5GB1007-45				1			3×8×0.5GB1018-20	
										3×8×0.8GB1018-20	
				3×8×1GB018-20							
				3×12×1.5GB1018-20							
				3.5×7×0.8GB1018-20							

插图 Fig.		名称 Nomenclature	件号 Part No.	件数 Qty	插图 Fig.		名称 Nomenclature	件号 Part No.	件数 Qty
图号 No.	图位编号 Loc. No.				图号 No.	图位编号 Loc. No.			
(1-23)		垫圈 Washer	4×8×0.5GB1018-20	25	(1-23)		垫圈 Washer	6×12×0.5GB1018-20	5
			4×8×0.8GB1018-20	26				6×12×1GB1018-20	63
			4×8×1GB1018-20	383				6×12×1.5GB1018-20	10
			4×10×0.8GB1018-20	34				6×14×1GB1018-20	9
			4×10×1GB1018-20	21				6×14×2GB1018-20	35
			4×10×1.5GB1018-20	6				6×14×SGB1018-20	4
			4×12×1GB1018-20	6				8×12×SGB1018-20	1
			4×12×1.5GB1018-20	2				8×14×1GB1018-20	5
			5×8×0.8GB1018-20	8				8×14×1.5GB1018-20	6
			5×10×0.5GB1018-20	8				8×16×0.5GB1018-20	4
			5×10×0.8GB1018-20	12				8×16×1GB1018-20	40
			5×10×1GB1018-20	107				8×16×1.5GB1018-20	33
			5×12×0.5GB1018-20	2				8×16×2GB1018-20	9
			5×12×0.8GB1018-20	6				8×20×2.5GB1018-20	10
			5×12×1.5GB1018-20	14				10×20×1GB1018-20	4
			5×14×2GB1018-20	11				10×20×1.5GB1018-20	6
			6×10×0.8GB1018-20	1				10×40×1GB1018-20	1
			6×10×1GB1018-20	6				12×20×1GB1018-20	1

插图 Fig.		名称 Nomenclature	件号 Part No.	件数 Qty	插图 Fig.		名称 Nomenclature	件号 Part No.	件数 Qty
图号 No.	图位编号 Loc. No.				图号 No.	图位编号 Loc. No.			
(1-23)		垫圈 Washer	12×20×2GB1018-20	2	(1-23)		垫圈 Washer	14×25×2.5GB1018-20BB	2
			12×22×1GB1018-20	2				2×6×0.5GB1018LY12-CZ	8
			16×30×3GB1018-20	2				2.5×6×0.5GB1018LY12-CZ	51
			18×30×1.5GB1018-20	2				2.5×6×0.8GB1018LY12-CZ	68
			18×30×3GB1018-20	1				2.5×7×0.5GB1018LY12-CZ	25
			24×40×2GB1018-20	2				2.5×7×0.8GB1018LY12-CZ	4
			3×8×1GB1018-20BB	6				2.5×10×0.8GB1018LY12-CZ	4
			3×12×1GB1018-20BB	2				3×6×0.8GB1018LY12-CZ	7
			3×12×1.5GB1018-20BB	4				3×8×0.5GB1018LY12-CZ	26
			4×8×1GB1018-20BB	8				3×8×0.8GB1018LY12-CZ	10
			4×10×1.5GB1018-20BB	4				3×8×1GB1018LY12-CZ	102
			4×12×1.5GB1018-20BB	4				3×10×1.5GB1018LY12-CZ	4
			5×14×1GB1018-20BB	4				4×8×0.5GB1018LY12-CZ	71
			5×14×2GB1018-20BB	4				4×8×0.8GB1018LY12-CZ	42
			6×14×1.5GB1018-20BB	4				4×8×1GB1018LY12-CZ	71
			6×16×1.5GB1018-20BB	26				4×10×1GB1018LY12-CZ	697
			6×16×2GB1018-20BB	14				4×10×1.5GB1018LY12-CZ	6
8×16×2GB1018-20BB	4	4×12×0.8GB1018LY12-CZ	35						

插图 Fig.		名称 Nomenclature	件号 Part No.	件数 Qty	插图 Fig.		名称 Nomenclature	件号 Part No.	件数 Qty
图号 No.	图位编号 Loc. No.				图号 No.	图位编号 Loc. No.			
(1-23)		垫圈 Washer	4×12×1GB1018LY12-CZ	30	(1-23)		垫圈 Washer	10×20×1.5GB1018LY12-CZ	10
			5×8×0.8GB1018LY12-CZ	1				10×20×2GB1018LY12-CZ	15
			5×10×1GB1018LY12-CZ	52				14×28×1.5GB1018LY12-CZ	1
			5×12×1GB1018LY12-CZ	6				18×30×1.5GB1018LY12-CZ	1
			5×12×1.5GB1018LY12-CZ	54				2×5×0.5GB1018H62-M	2
			5×14×2GB1018LY12-CZ	4					
			6×12×1GB1018LY12-CZ	68				角形外舌止动垫圈 Angle shaped outer tongue stop washer	
			6×12×1.5GB1018LY12-CZ	54				GB1024	
			6×14×2GB1018LY12-CZ	8				6GB1024-20	1
			6×18×1GB1018LY12-CZ	2					
			6×18×2.5GB1018LY12-CZ	1					
			8×14×1GB1018LY12-CZ	8					
			8×16×1GB1018LY12-CZ	5					
			8×16×1.5GB1018LY12-CZ	16					
			8×16×2GB1018LY12-CZ	4					
			8×18×1GB1018LY12-CZ	1					
			10×18×1.5GB1018LY12-CZ	8					
			10×20×1GB1018LY12-CZ	23					

二、1 类标准-紧固零件

STANDARD PARTS CLASS I— FASTENING PARTS




图2-1 六角头螺栓HB1-101

Fig.2-1 Hexagon head bolt HB1-101



图2-2 锥形螺栓HB1-125

Fig.2-2 Taper-shaped bolt HB1-125

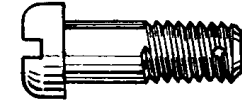


图2-3 平圆头螺栓HB1-126

Fig.2-3 Taper-shaped bolt HB1-126

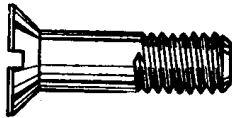


图2-4 90°沉头螺栓HB1-129

Fig.2-4 90° countersunk bolt HB1-129



图2-5 十字槽120°半沉头螺栓HB1-137

Fig.2-5 Cross-slot 120° half-countersunk bolt HB1-137



图2-6 六角头螺钉HB1-201

Fig.2-6 Hexagon screw HB1-201

插图 Fig.		名称 Nomenclature	件号 Part No.	件数 Qty	插图 Fig.		名称 Nomenclature	件号 Part No.	件数 Qty
图号 No.	图位编号 Loc. No.				图号 No.	图位编号 Loc. No.			
2-1		六角头螺栓 Hexagon head bolt	HB1-101		见 2-1		短螺纹小六角头 螺栓 Short thread small-hexagon bolt	HB1-102	
			HB1-101G5×14	4				HB1-102-5×14	6
			HB1-101G5×26	5				HB1-102-5×16	8
			HB1-101G5×28	2				HB1-102-5×18	2
			HB1-101G5×30	2				HB1-102-5×22	8
			HB1-101G5×46	17				HB1-102-5×30	12
			HB1-101G5×46×3	1				HB1-102-5×36	1
			HB1-101G5×48	2				HB1-102-6×12	3
			HB1-101G5×50	15				HB1-102-6×14	4
			HB1-101G6×22	1				HB1-102-6×18	6
			HB1-101G6×30	8				HB1-102-6×20	4
			HB1-101G6×32	3				HB1-102-6×24	2
			HB1-101G6×34	2				HB1-102-6×34	4
			HB1-101G6×36	2				HB1-102G5×12	1
			HB1-101G6×38	1				HB1-102G5×20	1
			HB1-101G6×40	3				HB1-102G5×26	2
			HB1-101G6×46	1				HB1-102G5×30	8
			HB1-101G6×58	4				HB1-102G6×16	2

插图 Fig.		名称 Nomenclature	件号 Part No.	件数 Qty	插图 Fig.		名称 Nomenclature	件号 Part No.	件数 Qty
图号 No.	图位编号 Loc. No.				图号 No.	图位编号 Loc. No.			
(2-1)		短螺纹小六角 头螺栓 Short thread small-hexagon bolt	HB1-102G6×24×3 HB1-102G6×30 HB1-102G6×38 HB1-102G6×44×3 HB1-102G8×16 HB1-102LA6×24	2 4 2 2 2 2	(2-1)		四级精度(dC ₄) 六角头螺栓 Grade 4 (dC ₄) hexagon bolt	HB1-103-6×24 HB1-103-6×26 HB1-103-6×28 HB1-103-6×30 HB1-103-6×34 HB1-103-6×36 HB1-103-8×24 HB1-103-8×26 HB1-103-8×26×4 HB-103-8×28 HB1-103-8×30 HB1-103-8×30×4 HB1-103-8×32 HB1-103-8×36 HB1-103-8×38 HB1-103-8×40 HB1-103-10×26 HB1-103-10×28	10 2 8 4 2 2 4 4 4 8 25 4 22 4 4 2 4 2
2-1		四级精度(dC ₄) 六角头螺栓 Grade 4 (dC ₄) hexagon bolt	HB1-103 HB1-103-5×12 HB1-103-5×14 HB1-103-5×16 HB1-103-5×18 HB1-103-5×24 HB1-103-6×14 HB1-103-6×16 HB1-103-6×18 HB1-103-6×20 HB1-103-6×22	 46 13 4 12 2 24 14 4 40 6					

插图 Fig.		名称 Nomenclature	件号 Part No.	件数 Qty	插图 Fig.		名称 Nomenclature	件号 Part No.	件数 Qty		
图号 No.	图位编号 Loc. No.				图号 No.	图位编号 Loc. No.					
(2-1)		四级精度(dC ₄)	HB1-103-10×30	8	(2-1)		四级精度(dC ₄)	HB1-103G8×62×4	4		
		六角头螺栓	HB1-103-10×34	2			六角头螺栓				
		Grade 4 (dC ₄)	HB1-103-10×36	4			Grade 4 (dC ₄)				
		hexagon bolt	HB1-103-10×38	4			hexagon bolt				
			HB1-103-10×40	2							
			HB1-103-10×42	4							
			HB1-103-10×44	4							
			HB1-103-10×46	4							
			HB1-103-10×52	2							
			HB1-103-10×54	2							
			HB1-103-12×36	2							
			HB1-103G6×20	12							
			HB1-103G6×20×3	36							
			HB1-103G6×30×3	4	2-1						
			HB1-103G6×38×3	4							
			HB1-103G8×24	4							
			HB1-103G8×42	6							
			HB1-103G8×60×4	2							
							四级精度(dC ₄)	HB1-104			
							短螺纹小六角头	HB1-104-5×12	26		
				螺栓		HB1-104-5×14	10				
				Grade 4 (dC ₄)	HB1-104-5×16	18					
				short thread	HB1-104-5×18	8					
				hexagon bolt	HB1-104-5×20	8					
					HB1-104-5×22	4					
				二级精度(dC ₂)	HB1-104-10×20×2.8	8					
				小六角头螺栓	HB1-106						
				Grade 2 (dC ₂)	HB1-106-4×16	2					
					HB1-106-4×18	2					
				small hexagon	HB1-106-4×32×2.5	2					
				bolt	HB1-106-5×16	2					
					HB1-106-5×18×3	1					
					HB1-106-5×28×3	2					

插图 Fig.		名称 Nomenclature	件号 Part No.	件数 Qty	插图 Fig.		名称 Nomenclature	件号 Part No.	件数 Qty		
图号 No.	图位编号 Loc. No.				图号 No.	图位编号 Loc. No.					
(2-1)		二级精度(dC ₂)	HB1-106-6×20×3	5	2-2		锥形螺栓	HB1-125			
		小六角螺栓	HB1-106-6×22×3	8			Taper-shaped	HB1-125-5 ×29.5×2	2		
		Grade 2 (dC ₂)	HB1-106-6×24×3	6			bolt	HB1-125-5×42×2	2		
		small hexagon	HB1-106-6×26×3	11				HB1-125-6×40	4		
		bolt	HB1-106-6×40×3	1				HB1-125-6×44	1		
			HB1-106-6×52×3	1				HB1-125-6×67	4		
			HB1-106-6×56×3	1				HB1-125-10×62	2		
			HB1-106-6×62×3	6				HB1-125G10×44	2		
			HB1-106-6×76×3	2							
			HB1-106-8×22×3.5	2			2-3		平圆头螺栓	HB1-126	
			HB1-106-8×28×3.5	1					Flat round	HB1-126-4×30	1
			HB1-106-8×30 ×3.5	2					head bolt	HB1-126-4×46	2
			HB1-106-8×40	2						HB1-126-5×46	2
			HB1-106-8×44×3.5	1		HB1-126G4×12			24		
			HB1-106-8×48×3.5	1		HB1-126G4 ×14			15		
			HB1-106-8×60×3.5	1		HB1-126G4×16			7		
			HB1-106-8×66×3.5	2		HB1-126G4×18			2		
			HB1-106-8×86×3.5	2		HB1-126G4×22	1				

插图 Fig.		名称 Nomenclature	件号 Part No.	件数 Qty	插图 Fig.		名称 Nomenclature	件号 Part No.	件数 Qty	
图号 No.	图位编号 Loc. No.				图号 No.	图位编号 Loc. No.				
(2-3)		平圆头螺栓	HB1-126G4×24	3	(2-3)		平圆头螺栓	HB1-126G8×26	1	
		Flat round	HB1-126G4×26	6			Flat round	HB1-126G8×36	1	
		head bolt	HB1-126G4×28	4			head bolt	HB1-126LA4×12	20	
			HB1-126G4×32	8				HB1-126LA4×14	2	
			HB1-126G4×34	10			2-4	90°沉头螺栓	HB1-129	
			HB1-126G4×36	6				90° countersunk bolt	HB1-129G4×50	2
			HB1-126G4×62	2						
			HB1-126G5×20	2			见 2-4	四级精度(dC ₄)	HB1-131	2
			HB1-126G5×20×3	2				90°沉头螺栓	HB1-131-5×12	
			HB1-126G5×22	36				Grade 4 (dC ₄)		
			HB1-126G5×24	9			2-5	90° countersunk		
			HB1-126G5×28	2				bolt	HB1-137	
			HB1-126G5×36	2				十字槽 120° 半		
			HB1-126G5×66	2			2-6	沉头螺栓	HB1-137-4×16	6
			HB1-126G6×18	2				Cross- slot 120°		
			HB1-126G6×20	2				half-countersunk		
			HB1-126G6×30	1				bolt		
			HB1-126G6×38×3	2				六角头螺钉	HB1-201	
				Hexagon screw	HB1-201G-M4×22	2				
					HB1-201G-M5×12	4				
					HB1-201G-M5×14	6				
					HB1-201G-M5×16	2				



图2-7 平圆头螺钉HB1-202

Fig.2-7 Flat round head screw HB1-202



图2-8 头部带保险孔的圆柱头螺钉HB1-203

Fig.2-8 Cylinder screw with safety hole in the head HB1-203




图2-9 扁圆头螺钉HB1-204

Fig.2-9 Oblate round shaped screw HB1-204




图2-10 90°沉头螺钉HB1-205

Fig.2-10 90°countersunk screw HB1-205




图2-11 120°沉头螺钉HB1-207

Fig.2-11 90° countersunk screw HB1-207




图2-12 十字槽120°半沉头螺钉HB1-211

Fig.2-12 Cross-slot 120° half countersunk screw HB1-211

插图 Fig.		名称 Nomenclature	件号 Part No.	件数 Qty	插图 Fig.		名称 Nomenclature	件号 Part No.	件数 Qty
图号 No.	图位编号 Loc. No.				图号 No.	图位编号 Loc. No.			
(2-6)		六角头螺钉	HB1-201G-M5×30	2	(2-7)		平圆头螺钉	HB1-202G-M4×9	14
		Hexagon screw	HB1-201G-M5×34	1			Flat round	HB1-202G-M4×10	190
			HB1-201G-M6×36	1			head screw	HB1-202G-M4×11	6
								HB1-202G-M4×12	208
2-7		平圆头螺钉	HB1-202					HB1-202G-M4×14	39
		Flat round	HB1-202G-M3×6	16				HB1-202G-M4×16	13
		head screw	HB1-202G-M3×8	27				HB1-202G-M4×18	1
			HB1-202G-M3×10	26				HB1-202G-M4×22	3
			HB1-202G-M3×12	10				HB1-202G-M4×26	4
			HB1-202G-M3×14	10				HB1-202G-M4×46	8
			HB1-202G-M3×16	6				HB1-202G-M5×8	2
			HB1-202G-M3×20	3				HB1-202G-M5×10	17
			HB1-202G-M3×22	3				HB1-202G-M5×11	2
			HB1-202G-M3×26	4				HB1-202G-M5×12	54
			HB1-202G-M4×5	12				HB1-202G-M5×14	19
			HB1-202G-M4×6	10				HB1-202G-M5×16	8
			HB1-202G-M4×7	14				HB1-202G-M5×18	20
			HB1-202G-M4×8	94				HB1-202G-M5×20	8

插图 Fig.		名称 Nomenclature	件号 Part No.	件数 Qty	插图 Fig.		名称 Nomenclature	件号 Part No.	件数 Qty	
图号 No.	图位编号 Loc. No.				图号 No.	图位编号 Loc. No.				
(2-7)		平圆头螺钉	HB1-202G-M5×22	2	2-9		扁圆头螺钉	HB1-204		
		Flat round	HB1-202G-M5×24	7			Oblate round	HB1-204G-M4×6		8
		head screw	HB1-202G-M5×30	4			shaped screw	HB1-204G-M4×9		14
			HB1-202G-M6×12	4				HB1-204G-M4×10		78
			HB1-202G-M6×14	2				HB1-204G-M4×12		335
			HB1-202G-M6×16	13				HB1-204G-M4×14		29
			HB1-202G-M6×18	11				HB1-204G-M4×16		32
			HB1-202G-M6×36	1				HB1-204G-M5×10		31
			HB1-202TA-M2×10	2				HB1-204G-M5×12		66
			HB1-202TA-M4×12	14				HB1-204G-M5×14		78
			HB1-202TA-M4×22	4				HB1-204G-M5×16		8
2-8		头部带保险孔	HB1-203		2-10		90°沉头螺钉	HB1-205		
		的圆柱头螺钉	HB1-203G-M4×8	1			90° countersunk	HB1-205G-M3×6		6
		Cylinder screw	HB1-203G-M4×20	6			screw			
		with safety hole	HB1-203G-M4×22	2						
		in the head	HB1-203G-M4×30	4						
			HB1-203G-M5×32	3						
	HB1-203G-M6×22	14								

插图 Fig.		名称 Nomenclature	件号 Part No.	件数 Qty	插图 Fig.		名称 Nomenclature	件号 Part No.	件数 Qty
图号 No.	图位编号 Loc. No.				图号 No.	图位编号 Loc. No.			
(2-10)		90°沉头螺钉	HB1-205G-M3×10	9	(2-10)		90°沉头螺钉	HB1-205G-M4×42	4
		90°countersunk screw	HB1-205G-M3×26	4			90°countersunk screw	HB1-205G-M6×12	4
			HB1-205G-M3×28	2			120°沉头螺钉	HB1-207	5
		HB1-205G-M3×30	4	120°countersunk screw	HB1-207G-M4×10				
		HB1-205G-M4×7	6	十字槽 120°半沉 头螺钉	HB1-211	12			
		HBI-205G-M4×8	6		Cross-slot 120° half countersunk screw		HB1-211G-M4×11		
		HB1-205G-M4×10	22		HB1-211G-M4×12		39		
		HB1-205G-M4×12	22	2-12		HB1-211G-M4×14	13		
		HB1-205G-M4×14	164			HB1-211G-M4×18	4		
		HB1-205G-M4×16	15			2-13		六角槽形厚螺母	HB1-402
		HB1-205G-M4×18	6	Hexagon slit thick nut	HB1-402G-M5			1	
		HB1-205G-M4×20	6	HB1-402G-M6	1				
		HB1-205G-M4×22	2	HB1-402G-M8	6				
		HB1-205G-M4×24	12						
		HB1-205G-M4×26	8						
		HB1-205G-M4×28	2						
		HB1-205G-M4×30	2						
		HB1-205G-M4×36	16						

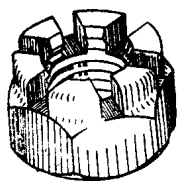


图2-13 六角槽形厚螺母HB1-402
Fig.2-13 Hexagon slit thick nut HB1-402

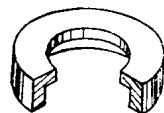


图2-14 锥形螺栓用垫圈HB1-501
Fig.2-14 Washer for taper bolt HB1-501

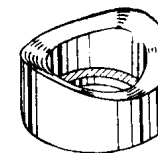


图2-15 锥形螺栓用弧形垫圈HB1-502
Fig.2-15 Arc-shaped washer for taper bolt HB1-502

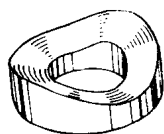


图2-16 弧形垫圈HB1-503
Fig.2-16 Arc-shaped washer HB1-503

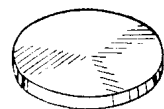


图2-17 垫片HB1-509
Fig.2-17 Pad HB1-509

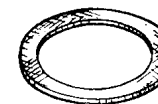


图2-18 钢纸板垫圈HB1-510
Fig.2-18 Fiber board washer HB1-510

插图 Fig.		名称 Nomenclature	件号 Part No.	件数 Qty	插图 Fig.		名称 Nomenclature	件号 Part No.	件数 Qty
图号 No.	图位编号 Loc. No.				图号 No.	图位编号 Loc. No.			
2-13		六角槽形厚螺	HB1-402G	1	(2-13)		六角槽形扁螺母	HB1-404G-M16×1.5	12
		母	HB1-402G-M5				Hexagon slit	HB1-404G-M18×1.5	4
		Hexagon slit	HB1-402G-M6				oblade nut	HB1-404G-M24 ×1.5	2
		thick nut	HB1-402G-M8						
见 2-13		六角槽形螺母	HB1-403	14	2-14		锥形螺栓用垫圈	HB1-501	
		Hexagon slit	HB1-403G-M6				Washer for taper	HB1-501G-5	4
		nut	HB1-403G-M8				bolt	HB1-501G-8	2
			HB1-403G-M10						
见 2-13		六角槽形扁螺	HB1-404	8	2-15		锥形螺栓用弧形	HB1-502	
		母	HB1-404G-M4				垫圈	HB1-502G4×25	2
		Hexagon slit	HB1-404G-M5				Arc-shaped	HB1-502G6×35	2
		oblade nut	HB1-404G-M6				washer for taper	HB1-502G8×55	2
			HB1-404G-M8				bolt	HB1-502LB4×35	2
			HB1-404G-M10						
			HB1-404G-M12×1.5						
			HB1-404G-M14×1.5						
					2-16		弧形垫圈	HB1-503	
							Arc-shaped	HB1-503G0.8×4×15	2
							washer	HB1-503G1×5×18	4
								HB1-503G1×10×70	2

插图 Fig.		名称 Nomenclature	件号 Part No.	件数 Qty	插图 Fig.		名称 Nomenclature	件号 Part No.	件数 Qty	
图号 No.	图位编号 Loc. No.				图号 No.	图位编号 Loc. No.				
(2-16)		弧形垫圈	HB1-503G2×5×35	4	2-18		钢纸板垫圈	HB1-510	19	
		Arc-shaped	HB1-503G2×5×38	4			Fiber board	HB1-510-14×20×1.5		
		washer	HBI-503G2×8×35	2			washer	HB1-510-27×35×2		6
2-17		垫 片	HB1-509		2-19		平锥头螺纹空心	HB1-601	25	
		Pad	HB1-509-16×3	4			铆钉	HB1-601LE5×11		
			HB1-509GD8×1	1			Flat conical head	HB1-601LE5×12		18
			HB1-509GD8×2	1	2-20		hollow rivet			
			HB1-509GD10×1.5	1			平头轴	HB1-703		
			HB1-509GD20×2	4			Flat head shaft	HB1-703G3×20×18	1	
			HB1-509GD8×2.5	3				HB1-703G4×8×6	1	
			HB1-509GD8×4	L				HB1-703G4×9×?	2	
			HB1-509GD12×2.5BB	2				HB1-703G4×10×8	15	
			HB1-509GD14×2.5BB	4				HB1-703G4×14×12	15	
			HB1-509GD14×4	1				HB1-703G4×18×14	4	
			HB1-509GD16×3	2				HB1-703G4×20×16	2	
			HB1-509GD28×1	2				HB1-703G4×22×18	10	
				HB1-703G4×24×20	8					



图2-19 平锥头螺纹空心铆钉HB1-601

Fig.2-19 Flat conical head hollow rivet HB1-601



图2-20 平头轴HB1-703

Fig.2-20 Flat head shaft HB1-703

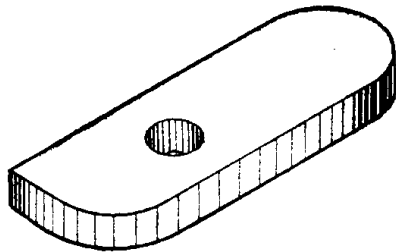


图2-21 止动块3HB1-704GD2

Fig.2-21 Stop block 3HB1-704GD2

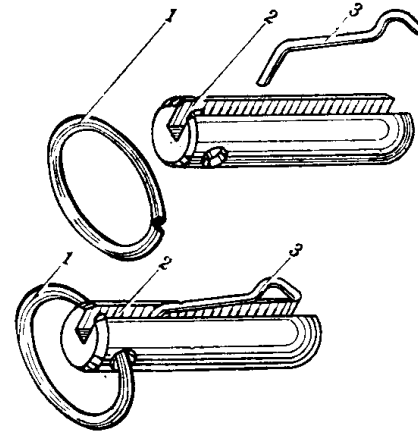


图2-22 快卸弹簧销HB1-706

Fig.2-22 Quick detachable spring pin HB1-706

插图 Fig.		名称 Nomenclature	件号 Part No.	件数 Qty	插图 Fig.		名称 Nomenclature	件号 Part No.	件数 Qty
图号 No.	图位编号 Loc. No.				图号 No.	图位编号 Loc. No.			
(2-20)		平头轴	HB1-703G4×38×34	2	(2-22)	1	快卸弹簧销	HB1-706	1
		Flat head shaft	HB1-703G5×10×8	6			Quick detachable	HB1-706G8×91	
			HB1-703G5×14×12	3			spring pin		
			HB1-703G5×18×14	4					
			HB1-703G5×26×22	2			环 圈	HB1-705GE4	
			HB1-703G5×32×28	4			Ring		
			HB1-703G6×32×28.5	4					
			HB1-703G6×35×31.5	4			销 体	1HB1-706G4×91	
			HB1-703G6×38×34.5	8			Pin		
			HB1-703G6×48×44.5	2					
			HB1-703G8×14×10.5	4			弹 簧	1HB1-706-4×91	
			HB1-703G8×15×12.5	4			Spring		
			HB1-703G8×32×28.5	6					
2-21		止动块	3HB1-704GD2	4					
		Stop block							

三、2 类标准—机体构件、锁

**STANDARD PARTS CLASS II—
AIRFRAME MEMBERS AND LOCK**

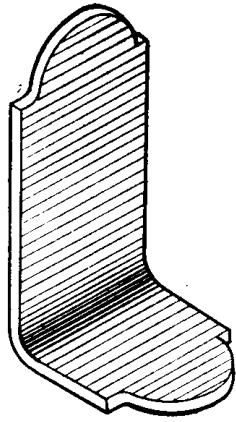


图3-1 固定角材HB2-2
Fig.3-1 Fixing angle HB2-2

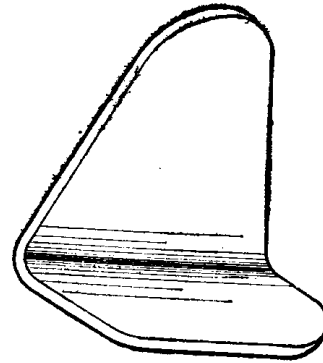


图3-2 固定角材(宽面的)HB2-3
Fig.3-2 Fixing angle (wide) HB2-3




图3-3 圆形边圈HB2-4
Fig.3-3 Round ring HB2-4

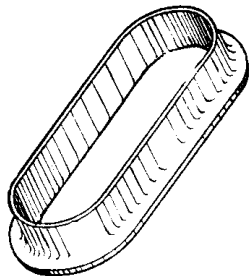


图3-4 椭圆边圈HB2-5
Fig.3-4 Ellipse ring HB2-5

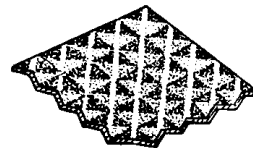


图3-5 铝合金波纹板HB2-8
Fig.3-5 Aluminium alloy corrugated plate HB2-8




图3-6 粘贴孔布盖HB2-9
Fig.3-6 Cloth cover HB2-9

插图 Fig.		名称 Nomenclature	件号 Part No.	件数 Qty	插图 Fig.		名称 Nomenclature	件号 Part No.	件数 Qty
图号 No.	图位编号 Loc. No.				图号 No.	图位编号 Loc. No.			
3-1		固定角材	HB2-2		3-6		粘贴孔布盖	HB2-9	
		Fixing angle	HB2-2-1 ×20	1			Cloth cover	HB2-9-1	27
3-2			HB2-2-1 ×30	2				HB2-9-2	38
		固定角材(宽面的)	HB2-3					HB2-9-3	8
			HB2-3-1 ×20	2				HB2-9-4	9
		Fixing angle	HB2-3 左-1×20	2				HB2-9-5	4
		(wide)	HB2-3-1 ×30	4				HB2-9-10	4
	HB2-3 左-1×30	4		HB2-9-11	2				
3-3		圆形边圈	HB2-4					HB2-g-13	6
		Round ring	HB2-4-10	5				HB2-9-14	2
3-4		椭圆边圈	HB2-5		3-7		驾驶员安全肋带	1HB2-11	2
		Ellipse ring	HB2-5-12×24	2			Pilot safety belt		
3-5		铝合金波纹板	HB2-8		3-8		驾驶员安全肋带	2HB2-11	2
		Aluminium alloy corrugated plate	HB2-8-200×150×0.8	2			Pilot safety belt		

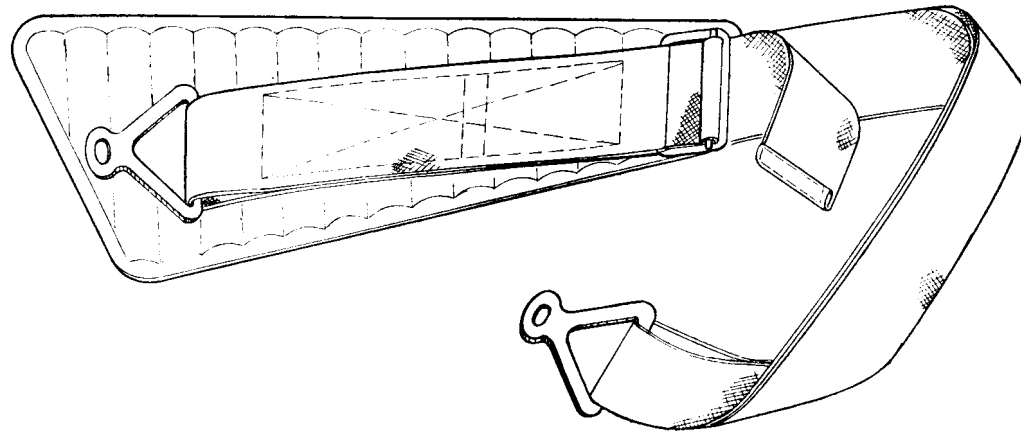


图3-7 驾驶员安全肋带1HB2-11

Fig.3-7 Pilot safety belt 1HB2-11

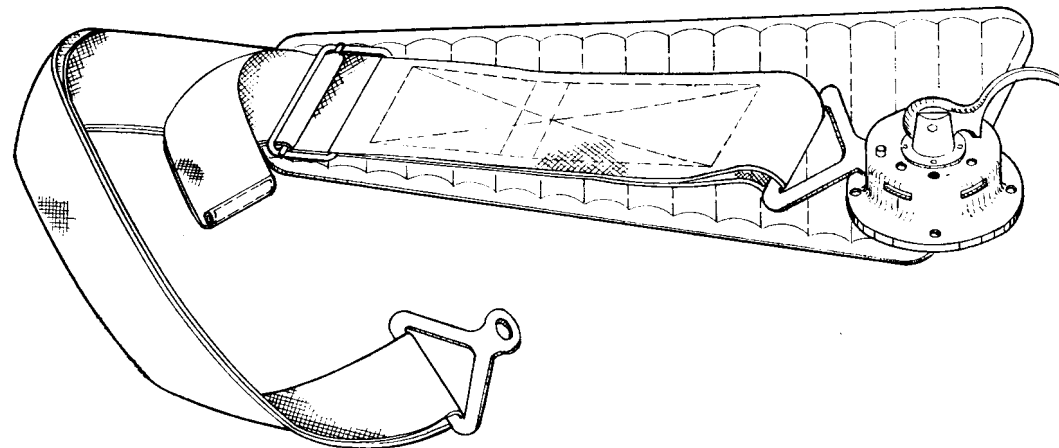


图3-8 驾驶员安全肋带2HB2-11

Fig.3-8 Pilot safety belt 2HB2-11




图3-9 驾驶员安全带肩部背带3HB2-11

Fig.3-9 Shoulder strap of pilot safety belt 3HB2-11

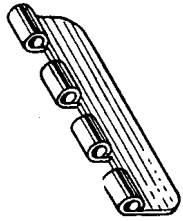


图3-10 合页片HB2-20
Fig.3-10 Hinge HB2-11




图3-11 合页片HB2-21
Fig.3-11 Hinge HB2-21

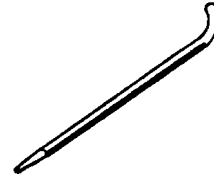


图3-12 通条HB2-30A
Fig.3-12 Pivot HB2-30A

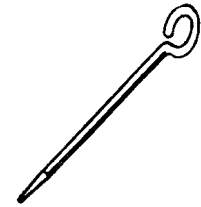


图3-13 通条HB2-30B
Fig.3-13 Pivot HB2-30B



图3-14 锁 HB2-43
Fig.3-14 Lock HB2-43



图3-15 扁圆头螺钉HB2-48
Fig.3-15 Oblate round head screw HB2-48

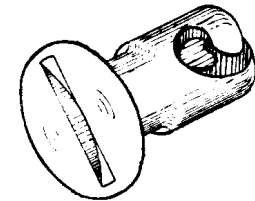


图3-16 埋头螺钉HB2-49
Fig.3-16 Countersunk screw HB2-49

插图 Fig.		名称 Nomenclature	件号 Part No.	件数 Qty	插图 Fig.		名称 Nomenclature	件号 Part No.	件数 Qty
图号 No.	图位编号 Loc. No.				图号 No.	图位编号 Loc. No.			
3-9		驾驶员安全带 肩部背带 Shoulder strap of pilot safety belt	3HB2-11	2	3-11		合页片 Hinge	HB2-21	
3-10		合页片 Hinge	HB2-20					HB2-21-1×30	8
			HB2-20-1×30	2				HB2-21-1×50	5
			HB2-20-1×50	3				HB2-21-1×70	2
			HB2-20-1×70	1				HB2-21-1×90	1
			HB2-20-2×70	1				HB2-21-1×130	1
			HB2-20-2×90	1				HB2-21-1×150	1
			HB2-20-2×190	1				HB2-21-2×140	1
			HB2-20-2×210	1				HB2-21-2×180	1
			HB2-20-3×112	1				HB2-21-4×220	1
			HB2-20-3×144	1				HB2-21-4×260	1
							HB2-21-5×50	4	
							HB2-21-5×70	4	
							HB2-21-5×250	1	
							HB2-21-5×270	1	
							HB2-21-8×140	1	

插图 Fig.		名称 Nomenclature	件号 Part No.	件数 Qty	插图 Fig.		名称 Nomenclature	件号 Part No.	件数 Qty				
图号 No.	图位编号 Loc. No.				图号 No.	图位编号 Loc. No.							
3-12		通条 Pivot	HB2-30A		3-14		锁 Lock	HB2-43	2				
			HB2-30A2×50	2	3-15		扁圆头螺钉 Oblate round head screw	HB2-48					
			HB2-30A2×60	6				HB2-48-8×12	60				
			HB2-30A2×80	2				HB2-48-8×13	6				
			HB2-30A2×100	2				3-16	埋头螺钉 Countersunk screw	HB2-49			
			HB2-30A2×150	1						HB2-49-8×12	2		
			HB2-30A2×190	1						HB2-49-10×14.5	4		
			HB2-30A2×220	1						3-17	短空心铆钉 Short hollow rivet	HB2-51	
			HB2-30A2×280	1								HB2-51-1	53
			HB2-30A2.6×154	1								HB2-51-2	4
			HB2-30A3×110	1									
			HB2-30A3×150	1									
HB2-30A3×170	2												
3-13		通条 Pivot	HB2-30B										
			HB2-30B2×80	4									



图3-17 短空心铆钉HB2-51
Fig.3-17 Short hollow rivet HB2-51



图3-18 云形锁弹簧HB2-54
Fig.3-18 Cloud-like lock spring HB2-54

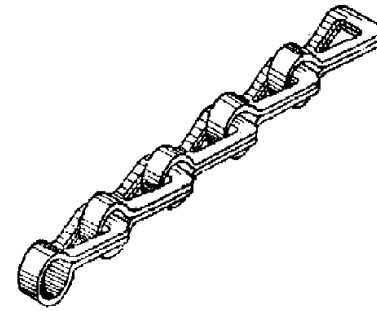


图3-19 链条HB2-62
Fig.3-19 Chain HB2-62

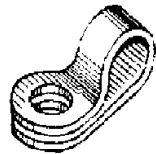


图3-20 链环HB2-63
Fig.3-20 Chain HB2-63



图3-21 螺旋形保险圈HB2-64
Fig.3-21 Spiral safety HB2-64




图3-22 保险别针HB2-65
Fig.3-22 Safety pin HB2-65

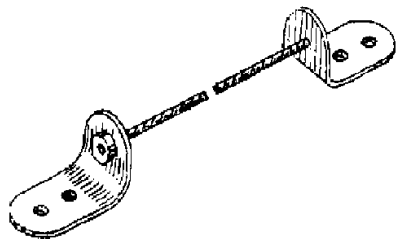


图3-23 耳环绳带HB2-66
Fig.3-23 Eyelet strap HB2-66

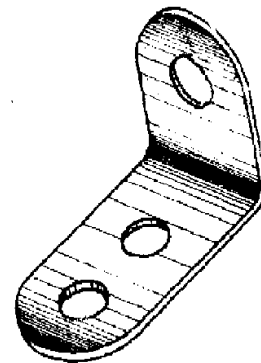


图3-24 耳环1HB2-66
Fig.3-24 Eyelet 1HB2-66

插图 Fig.		名称 Nomenclature	件号 Part No.	件数 Qty	插图 Fig.		名称 Nomenclature	件号 Part No.	件数 Qty			
图号 No.	图位编号 Loc. No.				图号 No.	图位编号 Loc. No.						
3-18		云形锁弹簧	HB2-54	50			保险别针	HB2-65				
		Cloud-like lock	HB2-54-1				6	Safety pin		HB2-65-1×19	13	
		spring	HB2-54-2				7			HB2-65-1.5×30	2	
2-19		链 条	HB2-62	1								
		Chain	HB2-62-90				1	3-23		耳环绳带	HB2-66	
			HB2-62-100				1			Eyelet strap	HB2-66-150	1
			HB2-62-110				7					
3-20		链 环	HB2-63	14			耳 环	1HB2-66	12			
		Chain						Eyelet				
3-21		螺旋形保险圈	HB2-64	4								
		Spiral safety	HB2-64-1×100									

四、3 类标准—弹簧、衬套、卡箍

STANDARD PARTS CLASS IV— SPRINGS, BUSHES AND CLAMPS




图 4-1 圆柱形螺旋压缩弹簧 HB3-1
Fig.4-1 Cylinder coil compression spring HB3-1

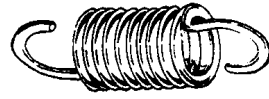


图4-2 圆柱形螺旋拉伸弹簧HB3-4
Fig.4-2 Cylinder coil extension spring HB3-4

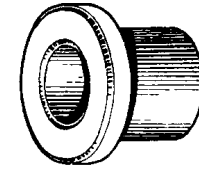


图4-3 带凸肩压入衬套HB3-10
Fig.4-3 Press-in bush with convexity HB3-10



图4-4 衬套HB3-11
Fig.4-4 Bush HB3-11




图4-5 四级精度衬套HB3-12
Fig.4-5 grade 4 bush HB3-12



图4-6 铜衬套HB3-14
Fig.4-6 Copper bush HB3-14

插图 Fig.		名称 Nomenclature	件号 Part No.	件数 Qty	插图 Fig.		名称 Nomenclature	件号 Part No.	件数 Qty
图号 No.	图位编号 Loc. No.				图号 No.	图位编号 Loc. No.			
4-1		圆柱形螺旋压	HB3-1		4-3		带凸肩压入衬	HB3-10	
		缩弹簧	HB3-1-0.5×6×28	3			套	HB3-10-6D×3×1.3	10
		Cylinder coil	HB3-1-0.8×7×25	1			Press-in bush	HB3-10-6D4×4×1.4	2
		compression	HB3-1-0.8×9×47-III	1			with convexity	HB3-10-6D4×4×1.5	2
		spring	HB3-1-1×7×29	2				HB3-10-6D4×4×2	4
			HB3-1-1×10×30-III	8				HB3-10-6D 4×5×1.5	16
			HB3-1-1.2×9×30	2				HB3-10-6D4×5×2	4
			HB3-1-1.2×10×15	6				HB3-10-8D4×4×1.3	4
			HB3-1-1.5×11×90	1				HB3-10-8D4×8×1	1
			HB3-1-1.5×16×20	3				HB3-10-8D4×10×2	4
			HB3-1-2×16×25	1				HB3-10-8D4×12×1	1
			HB3-1-2.5×22×80	1				HB3-10TE-5D4×3×1	4
			HB3-1-3×40×65	2				HB3-10TE-10D4×4×2	6
4-2		圆柱形螺旋拉	HB3-4		4-4		衬套		
		伸弹簧	HB3-4-A1×10×55III	2			Bush	HB3-11	
		Cylinder coil	HB3-4-A1.2×10×45IV	1				HB3-11-4×8×2	16
		extension spring						HB3-11-7×9×2	4
							HB3-11-7×9×5	4	

插图 Fig.		名称 Nomenclature	件号 Part No.	件数 Qty	插图 Fig.		名称 Nomenclature	件号 Part No.	件数 Qty		
图号 No.	图位编号 Loc. No.				图号 No.	图位编号 Loc. No.					
(4-4)		衬套	HB3-11-7×10×25B	4	见 4-5		压入衬套	HB3-13			
		Bush	HB3-11-7×12×51B	4			Press-in bush	HB3-13TE4D4×6×3		32	
			HB3-11G5×7×36	8				HB3-13TE8D4×10×7		2	
			HB3-11G5×8×10B	2							
			HB3-11G5×9×30B	2			4-6	铜衬套		HB3-14	
			HB3-11G6×8×18	2				Copper bush		HB3-14×8×10×8	2
			HB3-11G6×8×20	2							
			HB3-11G6×8×26	2			4-7	双管悬挂卡箍		HB3-19	
			HB3-11G6×8×28	2				Hanging clamp		HB2-19G6	1
			HB3-11G6×9×23B	1						HB3-19G8	1
4-5		四级精度衬套	HB3-12	2	4-8		扣头	1HB3-21	178		
		Grade 4 bush	HB3-12G6×8×6	2			Snap for belt				
			HB3-12G6×8×8	6			4-9	扣带		2HB3-21	
			HB3-12G6×8×9	2				Belt		2HB3-21-60	1
			HB3-12G6×8×12	1						2HB3-21-150	1
			HB3-12G8×10×8	4						2HB3-21-505	1

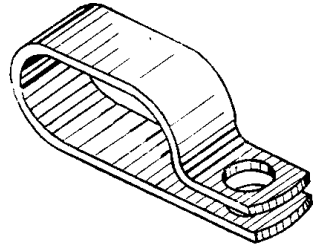


图4-7 双管悬挂卡箍HB3-19
Fig.4-7 Hanging clamp HB3-19




图4-8 扣头1HB3-21
Fig.4-8 Snap for belt HB3-21

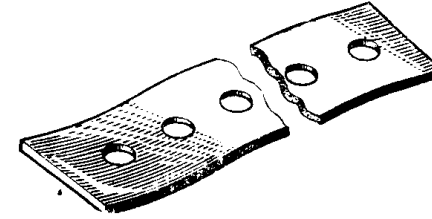


图4-9 扣带2HB3-21
Fig.4-9 Belt 2HB3-21

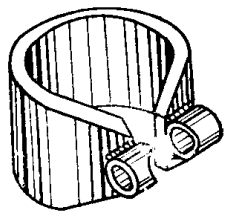


图4-10 焊接卡箍HB3-22
Fig.4-10 Welding clamp HB3-22




图4-11 卡箍圈1HB3-22
Fig.4-11 Clamp ring 1HB3-22




图4-12 带垫的夹紧卡箍HB3-25
Fig.4-12 Holding clamp with washer HB3-25

插图 Fig.		名称 Nomenclature	件号 Part No.	件数 Qty	插图 Fig.		名称 Nomenclature	件号 Part No.	件数 Qty
图号 No.	图位编号 Loc. No.				图号 No.	图位编号 Loc. No.			
(4-9)		扣带	2HB3-21-1000	1	(4-12)		带搭铁的夹紧卡	HB3-25-10B	5
		Belt	2HB3-21-2000	2			箍	HB3-25-12	7
			2HB3-21-3000	1			Holding clamp	HB3-25-12B	4
			2HB3-21-18000	1			with bonding piece	HB3-25-14	6
4-10		焊接卡箍	HB3-22				HB3-25-14B	1	
		Welding clamp	HB3-22-30×20B	2			HB3-25-16B	2	
4-11		卡箍圈	1HB3-22				HB3-25-24	1	
		Clamp ring	1HB3-22-30×20B	2			HB3-25-24B	3	
			1HB3-22-48×15	2			HB3-25-26	1	
4-12		带垫的夹紧卡	HB3-25				HB3-25-28	1	
		箍	HB3-25-4B	4			HB3-25-28B	4	
		Holding clamp	HB3-25-6	7			HB3-25-30	1	
		with washer	HB3-25-6B	11			HB3-25-32	1	
			HB3-25-8	5			HB3-25-32B	2	
			HB3-25-8B	20			HB3-25-38	2	
					4-13	箍带	1HB3-25		
						Clamp belt	1HB3-25-4.5		3

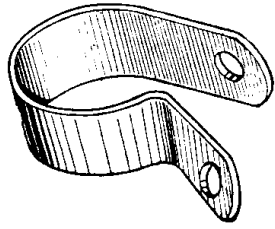


图4-13 箍带1HB3-25

Fig.4-13 Clamp belt 1HB3-25




图4-14 单螺栓侧面固定带搭铁卡箍HB3-26

Fig.4-14 Single bolt side fixing clamp with ground connection HB3-26

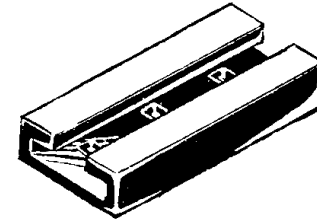


图4-15 胶垫HB3-29

Fig.4-15 Rubber washer HB3-29

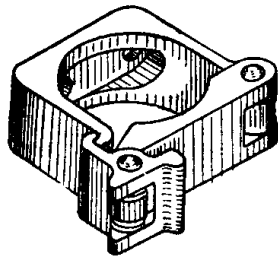


图4-16 电缆固定卡箍HB3-32

Fig.4-16 Clamp for fixing cable HB3-32




图4-17 琴形卡箍HB3-41

Fig.4-17 Special shaped clamp HB3-41

插图 Fig.		名称 Nomenclature	件号 Part No.	件数 Qty	插图 Fig.		名称 Nomenclature	件号 Part No.	件数 Qty
图号 No.	图位编号 Loc. No.				图号 No.	图位编号 Loc. No.			
(4-13)		箍带	1HB3-25-5.5	4	4-15		夹紧卡箍用橡胶	HB3-29	
		Clamp belt	1HB3-25-7.5	29			垫片	HB3-29-1×16	4
			1HB3-25-9.5	27			Rubber washer	HB3-29-1×23	21
			1HB3-25-11.5	5			for holding clamp	HB3-29-1×30	29
			1HB3-25-13.5	11				HB3-29-1×36	5
			1HB3-25-15.5	7				HB3-29-1×43	11
			1HB3-25-19	2				HB3-29-1×50	7
			1HB3-25-27	4				HB3-29-2×58	2
			1HB3-25-29	1				HB3-29-2×86	4
			1HB3-25-31	5				HB3-29-2×92	1
			1HB3-25-33	1				HB3-29-2×98	5
			1HB3-25-35	3				HB3-29-2×106	1
			1HB3-25-41	2				HB3-29-2×111	3
								HB3-29-2×133	2
4-14		单螺栓侧面固定带垫的夹紧卡箍	HB3-26		4-16		电缆固定卡箍	HB3-32	
		Single bolt side fixed clamp with ground connection	HB3-26-68	2			Clamp for fixing	HB3-32-8	3
			HB3-26-8	1			cable	HB3-32-10	6
			HB3-26-8B	1					
		HB3-26-14B	1						

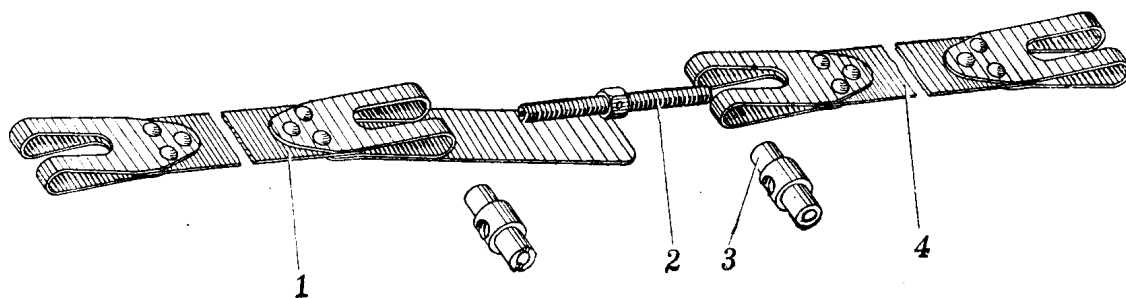


图 4-18 油箱固定带 HB3-44A20×412×332
Fig.4-18 Belt for fixing fuel tank HB3-44A20×412×332



图4-19 拉紧螺栓3HB3-44
Fig.4-19 Holding bolt 3HB3-44

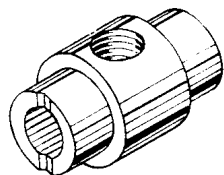


图4-20 轴4HB3-44
Fig.4-20 Shaft 4HB3-44

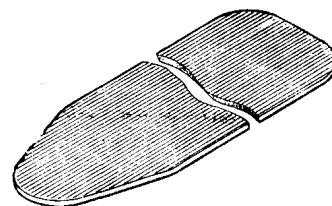


图4-21 垫片5HB3-44
Fig.4-21 Gasket 5HB3-44

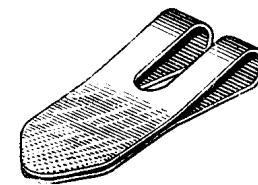


图4-22 铰链6HB3-44
Fig.4-22 Hinge 6HB3-44

插图 Fig.		名称 Nomenclature	件号 Part No.	件数 Qty	插图 Fig.		名称 Nomenclature	件号 Part No.	件数 Qty		
图号 No.	图位编号 Loc. No.				图号 No.	图位编号 Loc. No.					
(4-16)		电缆固定卡箍	HB3-32-12	2	(4-18)	2	拉紧螺栓	3HB3-44-M5	1		
		Clamp for fixing	HB3-32-15	7			Holding bolt				
		cable	HB3-32-18	5			3	带右螺纹的轴	4HB3-44-5×20	1	
			HB3-32-20	4				Shaft with right thread			
			HB3-32-24	4			4	带左螺纹的轴	4HB3-44 左 5×20	1	
			HB3-32-30	6				Shaft with left thread			
			HB3-32-36	3				4	不带垫片的链带	2HB3-44-20×332	1
			HB3-32-39	5					Hinge belt without		
	HB3-32-45	1		pad							
4-17		琴形卡箍	HB3-41		4-19		拉紧螺栓	3HB3-44			
		Special shaped	HB3-41-2	2			Holding bolt	3HB3-44-M5	11		
		clamp	HB3-41-4	6			3HB3-44-M6	4			
4-18		油箱固定带	HB3-44A20×412×332	2	4-20		轴	4HB3-44			
		Belt for fixing					Shaft	4HB3-44-5×20	6		
	1	带垫片的链带	1HB3-44-20×412	1				4HB3-44 左-5×20	6		
		Hinge belt with pad						4HB3-44-M5×25	8		
								4HB3-44 左-M5×25	8		

插图 Fig.		名称 Nomenclature	件号 Part No.	件数 Qty	插图 Fig.		名称 Nomenclature	件号 Part No.	件数 Qty
图号 No.	图位编号 Loc. No.				图号 No.	图位编号 Loc. No.			
4-21		垫片 Gasket	5HB3-44 5HB3-44-20 5HB3-44-25	2 8	4-25		卡箍 Clamp	Q / 5A3-5 Q / 5A3-5-1-15 Q / 5A3-5-6-15 Q / 5A3-5-10 Q / 5A3-5-14	6 3 4 2
4-22		铰链 Hinge	6HB3-44 6HB3-44-2 6HB3-44-25	24 32	4-26		卡箍 Clamp	Q / 5A3-8 Q / 5A3-8-70×20B	1
4-23		拉紧卡箍 Holding clamp	HB3-45 HB3-45-1	22	4-27		卡箍 Clamp	Q / 5A3-9 Q / 5A3-9-45×20B	1
4-24		固定导管用管 夹 Clamp for fixing pipe	Q / 5A3-1 Q / 5A3-1-35-T-62-T Q / 5A3-1-44-T-63-T Q / 5A3-1-53-T-64-T Q / 5A3-1-55-T-63-81-T Q / 5A3-1-62-T-65-T Q / 5A3-71-T-66-T	4 9 3 2 7 1	4-28		焊接卡箍 Welding clamp	Q / 5A3-11 Q / 5A3-11-36×15 Q / 5A3-11-37×10B Q / 5A3-11-44×20B	1 1 1 2

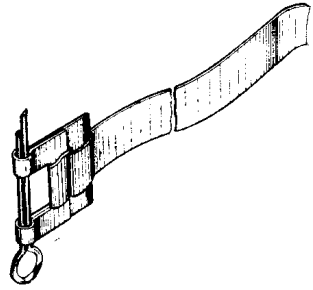


图4-23 拉紧卡箍HB3-45
Fig.4-23 Holding clamp HB3-45

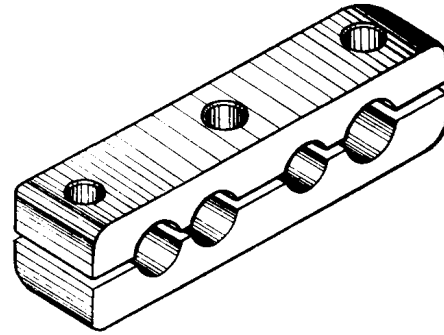


图4-24 固定导管用管夹Q/5A3-1
Fig.4-24 Clamp for fixing pipe Q/5A3-1

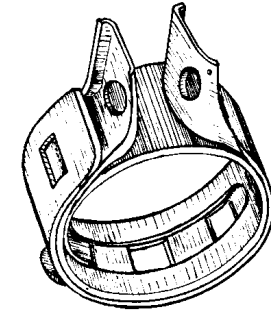


图4-25 卡箍Q/5A3-5
Fig.4-22 Clamp Q/5A3-5

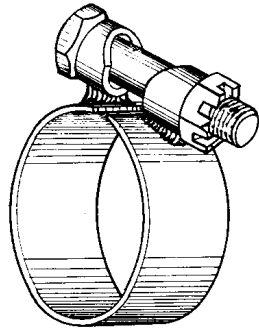


图4-26 卡箍Q/5A3-8
Fig.4-26 Clamp Q/5A3-8

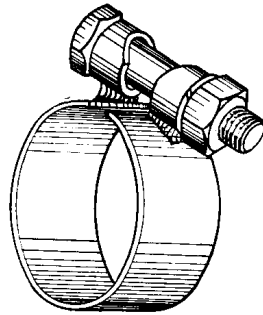


图4-27 卡箍Q/5A3-9
Fig.4-27 Clamp Q/5A3-9




图4-28 焊接卡箍Q/5A3-11
Fig.4-28 Welding clamp Q/5A3-11




图4-29 衬管Q/5A3-17
Fig.4-29 Bush Q/5A3-17

插图 Fig.		名称 Nomenclature	件号 Part No.	件数 Qty	插图 Fig.		名称 Nomenclature	件号 Part No.	件数 Qty
图号 No.	图位编号 Loc. No.				图号 No.	图位编号 Loc. No.			
4-29		衬管 Bush	Q / 5A3-17 Q / 5A3-17-8-5-16.6B Q / 5A3-17G6-3-12B Q / 5A3-17G6-4-16B Q / 5A3-17G8-5-22B Q / 5A3-17G8-6-22B Q / 5A3-17G8-6-30B Q / 5A3-17G10-7-17B Q / 5A3-17G10-7-26B Q / 5A3-17G10-7-30B Q / 5A3-17G10-7-36 Q / 5A3-17G10-7-36B Q / 5A3-17G12-6-9B Q / 5A3-17G12-6-20B	2 2 1 2 2 2 1 2 3 2 1 4 1	(4-29)		衬管 Bush	Q / 5A3-18G-8-4.2-9 Q / 5A3-18G-8-4.2-13 Q / 5A3-18G-8-4.2-17 Q / 5A3-18G-8-6.2-6	1 1 1 3
见 4-29		衬管 Bush	Q / 5A3-18 Q / 5A3-18G-8-4.2-3.5 Q / 5A3-18G-58-4.2-5	4 1	见 4-29		衬管 Bush	Q / 5A3-25 Q / 5A3-25G-5-8-17 Q / 5A3-25G-8-12-10	1 1

五、4类标准—管路件、空气液
压系统密封件

**STANDARD PARTS CLASS IV—PIPE
LINE PARTS AND SEALING PARTS OF
AIR HYDRAULIC SYSTEM**

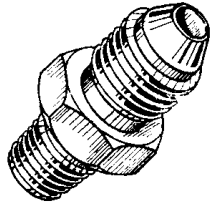


图5-1 直通管接头HB4-4
Fig.5-1 Straight through pipe connector HB4-4

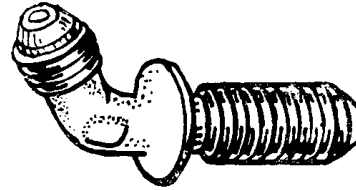


图5-2 B型弯管接头HB4-10
Fig.5-2 Type B elbow pipe connector HB4-10

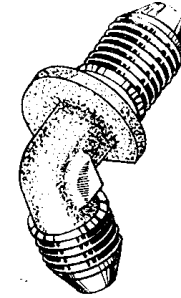


图5-3 B型直角管接头HB4-14
Fig.5-3 Type B right angled pipe connector HB4-14

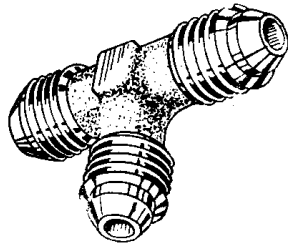


图5-4 三通管接头HB4-17
Fig.5-4 Three-way pipe connector HB4-17

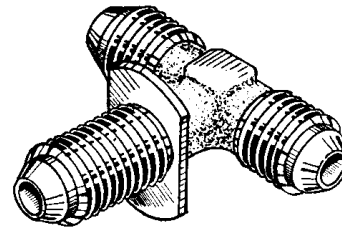


图5-5 B型三通管接头HB4-20
Fig.5-5 Type B three-way pipe connector HB4-20

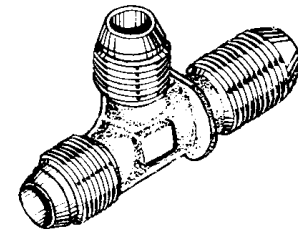


图5-6 不对称B型三通管接头HB4-22
Fig.5-6 Type B asymmetrical three-way pipe connector HB4-22

插图 Fig.		名称 Nomenclature	件号 Part No.	件数 Qty	插图 Fig.		名称 Nomenclature	件号 Part No.	件数 Qty
图号 No.	图位编号 Loc. No.				图号 No.	图位编号 Loc. No.			
5-1		直通管接头	HB4-4	4	5-5		B 型三通管接头	HB4-20	1
		Straight through pipe connector	HB4-4-4				Type B three- way pipe connector	HB4-20-4	
			HB4-4-6						
5-2		B 型弯管接头	HB4-10	1	5-6		不对称 B 型三通 管接头	HB4-22	4
		Type B elbow	HB4-10-4				Type B asymmetrical three-way pipe connector	HB4-22-4	
		pipe connector	HB4-10-6						
5-3		B 型直角管接头	HB4-14	6	5-7		四通管接头	HB4-26	1
		Type B right angled pipe connector	HB4-14-4				Four-way pipe connector	HB4-26-4	
			HB4-14-6						
5-4		三通管接头	HB4-17	6	5-8		平管嘴	HB4-44	159
		Three-way pipe connector	HB4-17-4				Nipple	HB4-44G-4	
			HB4-17-6					HB4-44G-6	
				1	5-9		外套螺母	HB4-45	22
							Swivel nut	HB4-45-4	
								HB4-45-6	

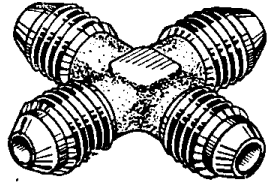


图5-7 四通管接头HB4-26

Fig.5-7 Four-way pipe connector HB4-26

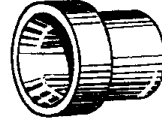


图 5-8 平管嘴 HB4-44

Fig.5-8 Nipple HB4-44

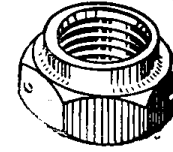


图5-9 外套螺母HB4-45

Fig.5-9 Swivel nut HB4-45

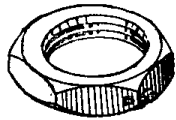


图5-10 锁紧螺母HB4-46

Fig.5-10 Locking nut HB4-46




图5-11 收紧螺母HB4-49

Fig.5-11 Grip nut HB4-49

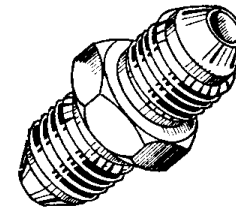


图5-12 锥螺纹变径直通管接头HB4-60

Fig.5-12 Taper-thread straight-through pipe connector HB4-60

插图 Fig.		名称 Nomenclature	件号 Part No.	件数 Qty	插图 Fig.		名称 Nomenclature	件号 Part No.	件数 Qty
图号 No.	图位编号 Loc. No.				图号 No.	图位编号 Loc. No.			
(5-9)		外套螺母	HB4-45-10	14	5-13		锥螺纹直角弯管	HB4-61	
		Swivel nut	HB4-45-12	4			接头	HB4-61-4×21	
5-10		锁紧螺母	HB4-46		5-14		Taper-thread	HB4-61-10×30	1
		Locking nut	HB4-46M12×1	25			right angled knee		
			HB4-46M14×1	3			connector		
			HB4-46M16×1	1			A 型锥螺纹弯管	HB4-62-4	1
		HB4-46M18×1.5	1	接头					
5-11		收紧螺母	HB4-49		5-15		Type A taper		
		Grip nut	HB4-49-4	9			thread knee		
5-12		锥螺纹变径直	HB4-60		5-15		connector		
		通管接头	HB4-60-4	13			锥螺纹三通管接	HB4-63	
		Taper-thread	HB4-60-12	5			头	HB4-63-4	2
		straight-through	HB4-60-16	5			Taper-thread		
		pipe connector			three-way pipe				
					connector				

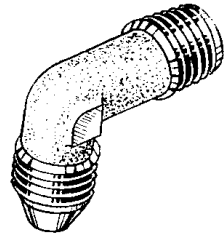


图5-13 锥螺纹直角弯管接头HB4-61

Fig.5-13 Taper-thread right angled knee connector HB4-61

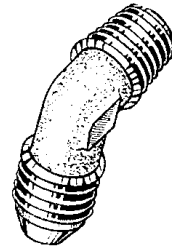


图5-14 A型锥螺纹弯管接头HB4-62

Fig.5-14 Type A taper-thread knee connector HB4-62

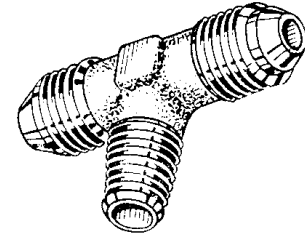


图5-15 锥螺纹三通管接头HB4-63

Fig.5-15 Taper-thread three-way pipe connector HB4-63

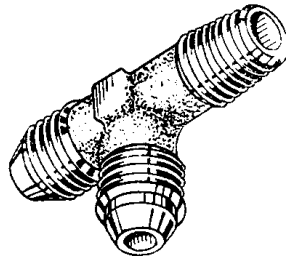


图5-16 A型锥螺纹三通管接头HB4-64

Fig.5-16 Type A taper-thread three-way pipe connector HB4-64

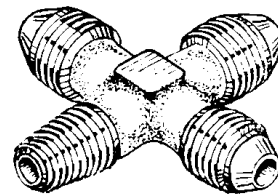


图5-17 锥螺纹四通管接头HB4-65

Fig.5-17 Taper-thread four-way pipe connector HB4-65

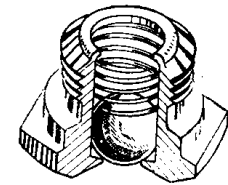


图 5-18 活门注油嘴 HB4-70

Fig.5-18 Valve oil syringe HB4-70

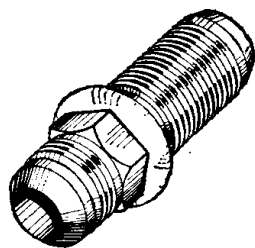


图 5-19 型接管嘴 Q/5A4-2

Fig.5-19 Type nipple Q/5A4-2

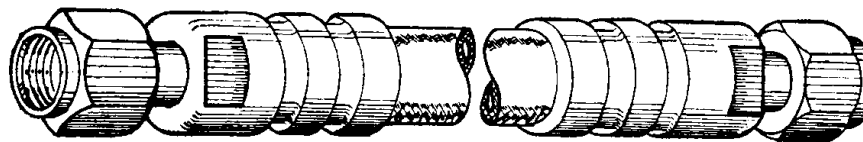


图5-21 高压软管Q/5A4-31

Fig.5-21 High-pressure hose Q/5A4-31




图5-20 密封胶圈Q/5A4-7

Fig.5-20 Sealing rubber ring Q/5A4-7

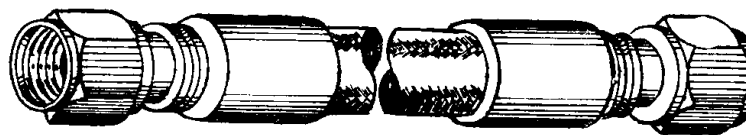


图5-22 编织结构软管Q/5A4-45

Fig.5-22 Spliced hose Q/5A4-45

插图 Fig.		名称 Nomenclature	件号 Part No.	件数 Qty	插图 Fig.		名称 Nomenclature	件号 Part No.	件数 Qty
图号 No.	图位编号 Loc. No.				图号 No.	图位编号 Loc. No.			
5-16		A 型锥螺纹三通管接头	HB4-64	2	5-19		型接管嘴	Q / 5A4-2	8
		Type A taper thread three-way pipe connector	HB4-64-4				Type nipple	Q / 5A4-2-4	
5-17		锥螺纹四通管接头	HB4-65	4	5-20		密封胶圈	Q / 5A4-7	24
		Taper-thread four-way pipe connector	HB4-65-4				Sealing rubber ring	5171 / Q / 5A4~7-11.6	
								5171 / Q / 5A4-7-13.6	
5-18		活门注油嘴	HB4-70	40	5-21		高压软管	Q / 5A4-31	1
		Valve oil syringe	HB4-70-2				High-pressure hose	Q / 5A4-31-6-2000 II	
					5-22		编织结构软管	Q / 5A4-45	
							Spliced hose	Q / 5A4-45G2T-10-15-260	2
					5-23		编织结构软管	Q / 5A4-51	
							Spliced hose	Q / 5A4-51-3M16-15-275	4

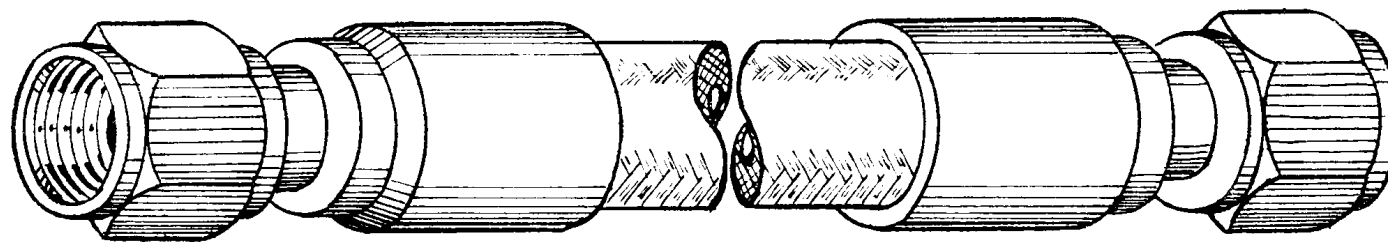


图5-23 编织结构软管Q/5A4-51

Fig.5-23 Spliced hose Q/5A4-51




图5-24 接管套Q/5A4-69

Fig.5-24 Sleeve Q/5A4-69

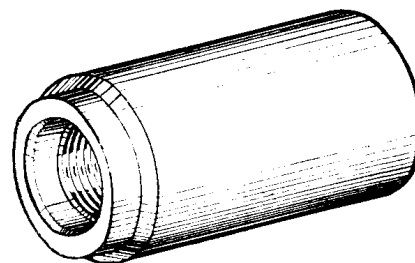


图5-25 接管套Q/5A4-70

Fig.5-25 Sleeve Q/5A4-70

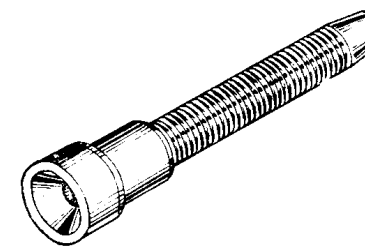


图 5-26 平管嘴 Q/5A4-73

Fig.5-26 Nipple Q/5A4-73

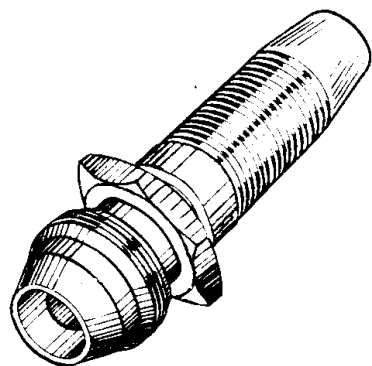


图 5-27 接管嘴 Q/5A4-77
Fig.5-27 Nipple Q/5A4-77

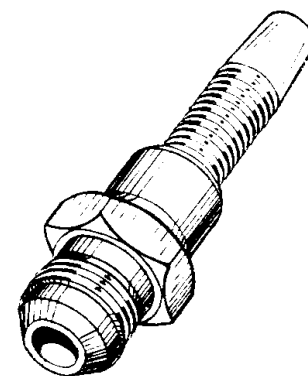


图 5-28 接管嘴 Q/5A4-79
Fig.5-28 Nipple Q/5A4-79

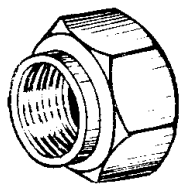


图5-29 外套螺母Q/5A4-81
Fig.5-29 Swivel nut Q/5A4-81

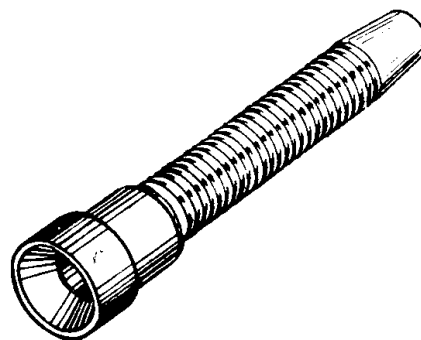


图 5-30 内锥形接管嘴 Q/5A4-83
Fig.5-30 Inner taper nipple Q/5A4-83

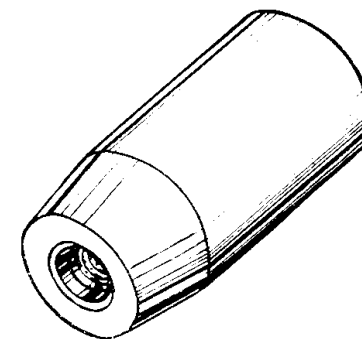


图5-31 接管套Q/5A4-85
Fig.5-31 Sleeve Q/5A4-85

插图 Fig.		名称 Nomenclature	件号 Part No.	件数 Qty	插图 Fig.		名称 Nomenclature	件号 Part No.	件数 Qty
图号 No.	图位编号 Loc. No.				图号 No.	图位编号 Loc. No.			
(5-23)		编织结构软管 Spliced hose	Q / 5A4-51-3M16-15-1640 Q / 5A4-51-3M16-15-1840	2 2	6-29		外套螺母 Swivel nut	Q / 5A4-81 Q / 5A4-81-4 Q / 5A4-81-6	4 2
5-24		接管套 Sleeve	Q / 5A4-69 Q / 5A4-69-4 Q / 5A4-69-10 Q / 5A4-69-12	12 8 12			Q / 5A4-81G-4 Q / 5A4-81G-6 Q / 5A4-81G-10 Q / 5A4-81G-12 Q / 5A4-81G-16	24 8 7 2 2	
5-26		平管嘴 Nipple	Q / 5A4-73 Q / 5A4-73G4 Q / 5A4-73G10	8 6	5-30		内锥形接管嘴 Inner taped nipple	Q / 5A4-83	2
5-27		接管嘴 Nipple	Q / 5A4-77 Q / 5A4-77-16	2	5-31		接管套 Sleeve	Q / 5A4-85	2
5-28		接管嘴 Nipple	Q / 5A4-79 Q / 5A4-79-12	4					

六、5类标准 — 操纵系统

**STANDARD PARTS CLASS V —
CONTROL SYSTEM PARTS**




图6-1 钢套环HB5-5
Fig.6-1 Steel hoop HB5-5

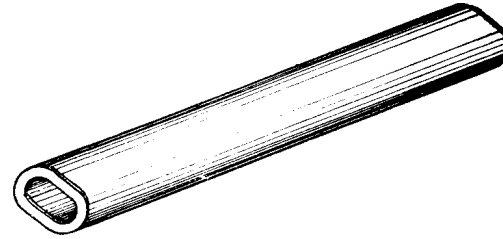


图6-2 钢索收头套管1HB5-9
Fig.6-2 Compression thimble of steel cable 1HB5-9




图6-3 球头钢索小球1HB5-17
Fig.6-3 Small ball with ball headed cable 1HB5-17

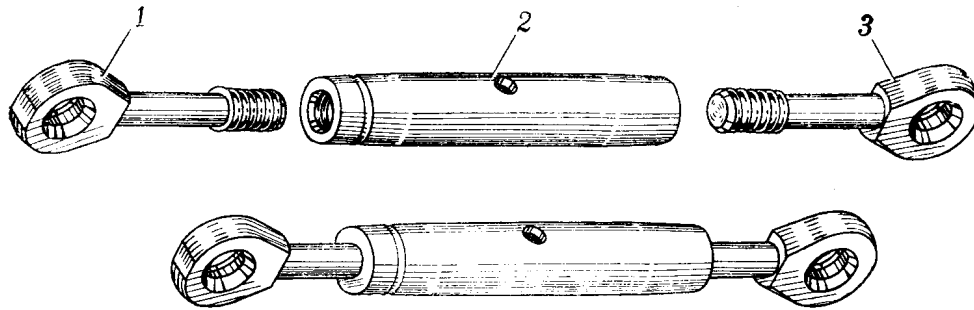


图6-4 松紧螺套HB5-21
Fig.6-4 Adjustable thread sleeve HB5-21



图6-5 套管HB5-27
Fig.6-5 Thimble HB5-27

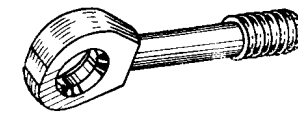


图6-6 套环用耳环接头HB5-28
Fig.6-6 Eyelet connector for hoop HB5-28

插图 Fig.		名称 Nomenclature	件号 Part No.	件数 Qty	插图 Fig.		名称 Nomenclature	件号 Part No.	件数 Qty	
图号 No.	图位编号 Loc. No.				图号 No.	图位编号 Loc. No.				
6-1		钢套环	HB5-5		6-4		松紧螺套	HB5-21		
		Steel hoop	HB5-5-3	7			Adjustable thread	HB5-21A3	2	
			HB5-5-3.5	8			sleeve	HB5-21A6	3	
			HB5-5-4.5	22						
			HB5-5-6	20			6-5	套 管	HB5-27	
			HB5-5-8	2				Thimble	HB5-27A3	2
6-2		钢索收头套管	1HB5-9		6-6		套环用耳环接头	HB5-28		
		Compression	1HB5-9-1.8	2			Eyelet connector	HB5-28A3	2	
		thimble of steel	1HB5-9-2.16	8			for hoop	HB5-28A6	3	
		cable	1HB5-9-2.52	2				HB5-28 左 A3	2	
			1HB5-9-3.06	16				HB5-28 左 A6	12	
			1HB5-9-3.6	14						
			1HB5-9-4	4			6-7	叉耳接头	HB5-30	
球头钢索小球	1HB5-17		Forked connector	HB5-30B6	7					
6-3		Small ball with	1HB5-17×1.8	4						
		ball headed cable								

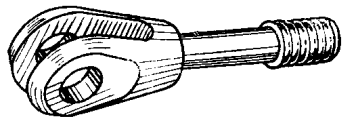


图6-7 叉耳接头HB5-30
Fig.6-7 Fork connector HB5-30

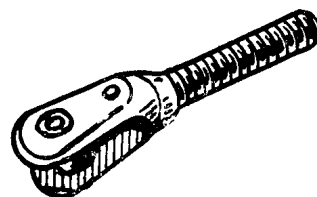


图6-8 叉形螺栓HB5-37
Fig.6-8 Fork bolt HB5-37

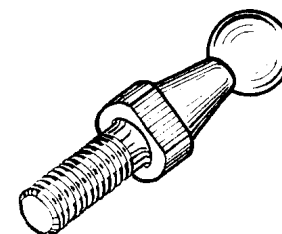


图6-9 拨杆1HB5-42
Fig.6-9 Driving lever 1HB5-42




图6-10 夹圈2HB5-42
Fig.6-10 Clamp ring 2HB5-42

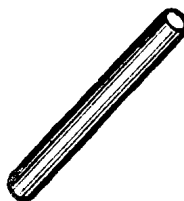


图6-11 止动销子3HB5-42
Fig.6-11 Stop pin 3HB5-42




图6-12 支承垫4HB5-42
Fig.6-12 Support washer 4HB5-42

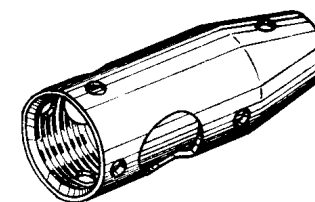


图6-13 外体 5HB5-42
Fig.6-13 Outer cover 5HB5-42

插图 Fig.		名称 Nomenclature	件号 Part No.	件数 Qty	插图 Fig.		名称 Nomenclature	件号 Part No.	件数 Qty
图号 No.	图位编号 Loc. No.				图号 No.	图位编号 Loc. No.			
6-8		叉形螺栓	HB5-37	5	6-15		操纵拉杆	Q / 5A5-2	1
		Fork bolt	HB5-37-6				Control pull rod	Q / 5A5-2-1300	
6-9		拨杆	1HB5-42	4			Q / 5A5-2-1600	1	
		Driving lever					Q / 5A5-2-2360	1	
6-10		夹圈	2HB5-42	6	6-16		操纵钢索	Q / 5A5-3	4
		Clamp ring					Control cable	Q / 5A5-3-1175	
6-11		止动销子	3HB5-42	6			Q / 5A5-3-1258	1	
		Stop pin					Q / 5A5-3-1633	1	
6-12		支承垫	4HB5-42	4			Q / 5A5-3-1688	1	
		Support washer							
6-13		外体	5HB5-42	5	6-17		接头	1Q / 5A5-3	23
		Outer cover	5HB5-42-1				Connector		
6-14		操纵拉杆	Q / 5A5-1	4	6-18		管子	Q / 5A5-4	2
		Control pull rod	Q / 5A5-1-1235				Tube	Q / 5A5-4-470	
					6-19		叉形接头	Q / 5A5-5	15
							Fork connector	Q / 5A5-5-6	1



图6-14 操纵拉杆Q/5A5-1

Fig.6-14 Control pull rod Q/5A5-1




图6-15 操纵拉杆Q/5A5-2

Fig.6-15 Control pull rod Q/5A5-2



图 6-16 操纵钢索 Q/5A5-3

Fig.6-16 Control cable Q/5A5-3

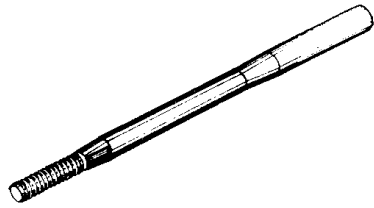


图6-17 接头1Q/5A5-3
Fig.6-17 Connector 1Q/5A5-3

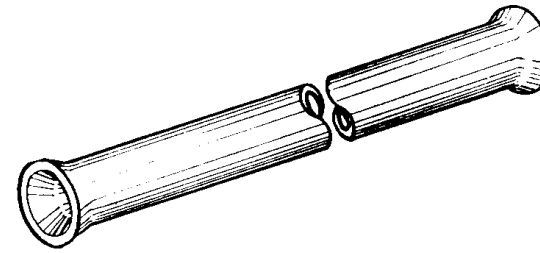


图6-18 管子Q/5A5-4
Fig.6-18 Tube Q/5A5-4

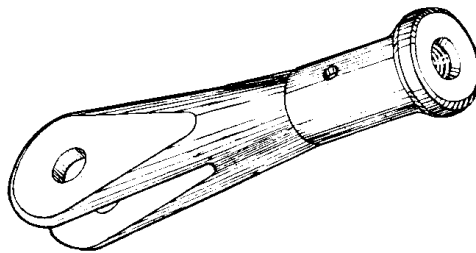


图6-19 叉形接头Q/5A5-5
Fig.6-19 Fork connector Q/5A5-5

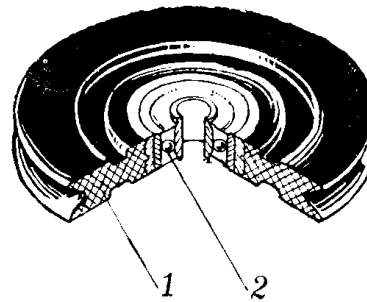


图6-20 滑轮Q/8A5-1
Fig.6-20 Pulley Q/8A5-1

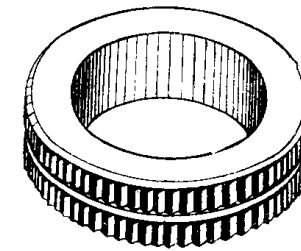


图6-21 衬套Q/8A5-2
Fig.6-21 Bush Q/8A5-2

插图 Fig.		名称 Nomenclature	件号 Part No.	件数 Qty	插图 Fig.		名称 Nomenclature	件号 Part No.	件数 Qty
图号 No.	图位编号 Loc. No.				图号 No.	图位编号 Loc. No.			
6-20		滑 轮 Pulley	Q / 8A5-1 Q / 8A5-1-40-5	6					
6-21		衬 套 Bush	Q / 8A5-2 Q / 8A5-2-1 Q / 8A5-2-2	6 2					

七、6类标准—电气、仪表、无线电

**STANDARD PARTS CLASS VI —
PARTS OF ELECTRICAL,
INSTRUMENT AND RADIO
EQUIPMENT**

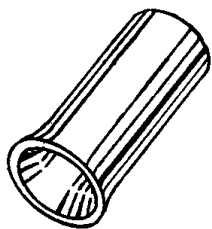


图7-1 电线管形接头HB6-16
Fig.7-1 Wire pipe shaped connector HB6-16

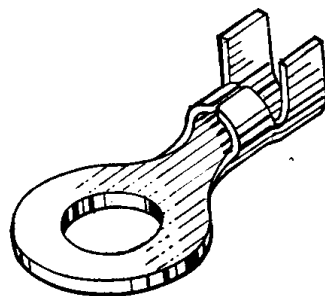


图7-2 双爪导线接头HB6-17A
Fig.7-2 Double claw wire connector HB6-17A




图7-3 导线接头HB6-18
Fig.7-3 Wire connector HB6-18

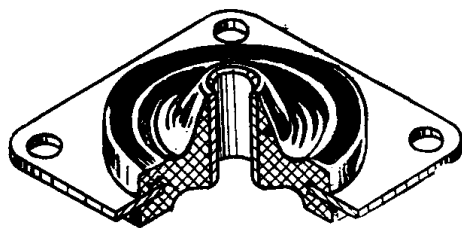


图7-4 减震垫HB6-21
Fig.7-4 Damping washer HB6-21

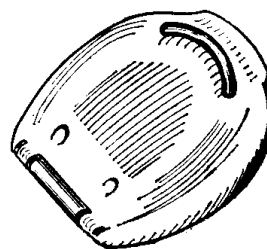


图7-5 保险器HB6-27
Fig.7-5 Safeguard HB6-27




图7-6 橡胶保护套 HB6-31
Fig.7-6 Rubber protecting sleeve HB6-31

插图 Fig.		名称 Nomenclature	件号 Part No.	件数 Qty	插图 Fig.		名称 Nomenclature	件号 Part No.	件数 Qty
图号 No.	图位编号 Loc. No.				图号 No.	图位编号 Loc. No.			
7-1		电线管形接头 Wire pipe shaped connector	HB6-16 HB6-16-1	8	(7-3)		导线接头 Wire connector	HB6-18-21 HB6-18-25 HB6-18-32 HB6-18-33	2 2 7 9
7-2		双爪导线接头 Double claw wire connector	HB6-17A HB6-17A3	19	7-4		减震垫 Damping washer	HB6-21 HB6-21-2 / 8	18
7-3		导线接头 Wire connector	HB6-18 HB6-18-1 HB6-18-2 HB6-18-4 HB6-18-7 HB6-18-8 HB6-18-9 HB6-18-13 HB6-18-14 HB6-18-16 HB6-18-19 HB6-18-20	10 145 4 4 119 2 2 1 1 18 5	7-5		保险器 Safeguard	HB6-27 HB6-27×1	1
					7-6		橡胶保护套 Rubber protecting sleeve	HB6-31 HB6-31-42×47	2
					7-7		搭铁线 Bonding jumper	BB6-39 HB6-39-4 / 6×100 HB6-39-1 ×80 HB6-39-1 ×100	4 2 6

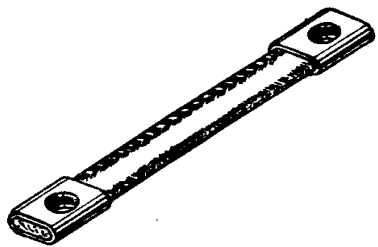


图7-7 搭铁线HB6-39

Fig.7-7 Bonding jumper HB6-39



图7-8 搭铁线HB6-40

Fig.7-8 Bonding jumper HB6-40

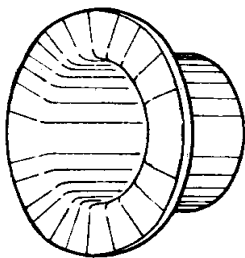


图7-9 接线咀Q/5A6-44

Fig.7-9 Nipple Q/5A6-44




图7-10 衬套Q/5A6-48

Fig.7-10 Bush Q/5A6-48

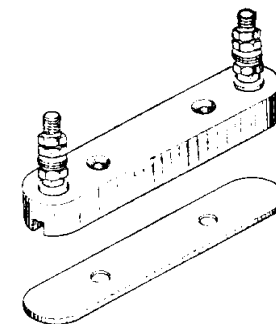


图7-11 插座Q/8A6-1

Fig.7-11 Plug Q/8A6-1

插图 Fig.		名称 Nomenclature	件号 Part No.	件数 Qty	插图 Fig.		名称 Nomenclature	件号 Part No.	件数 Qty
图号 No.	图位编号 Loc. No.				图号 No.	图位编号 Loc. No.			
(7-7)		搭铁线	HB6-39-1×120	4	(7-10)		衬套	Q / 5A6-48-3	4
		Bonding jumper	HB6-39-1×140	1			Bush	Q / 5A6-48-4	12
			HB6-39-1×180	6				Q / 5A6-48-5	2
			HB6-39-3×120	2	7-11		插座 Plug	Q / 8A6-1	1
			HB6-39-4×100	5					
			HB6-39-4×120	1					
			HB6-39-4×140	3					
			HB6-39-6×140	1					
7-8		搭铁线	HB6-40						
		Bonding jumper	HB6-40-1×140×140	1					
7-9		接线嘴	Q / 5A6-44						
		Nipple	Q / 5A6-44-4	2					
7-10		衬套	Q / 5A6-48						
		Bush	Q / 5A6-48-1	4					
			Q / 5A6-48-2	4					

八、7 类、9 类 标准

STANDARD PARTS CLASS VII, IX




图8-1 误差曲线夹HB7-1
Fig.8-1 Error curve clip HB7-1

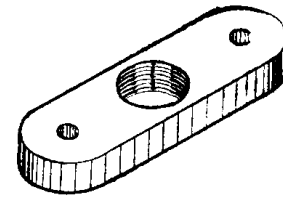


图8-2 双耳平板螺母 HB9-5
Fig.8-2 Double lug plate nut HB9-5

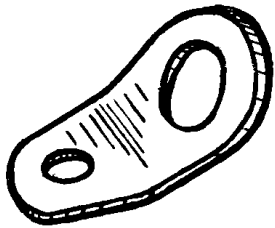


图8-3 角片Q/5A9-5
Fig.8-3 Angle Q/5A9-5




图8-4 耳环Q/5A9-6
Fig.8-4 Eyelet Q/5A9-6

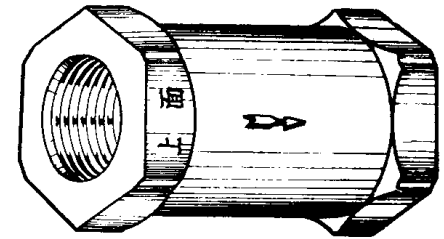


图8-5 汽油的单向活门Q/5A9-24
Fig.8-5 Fuel check valve Q/5A9-24

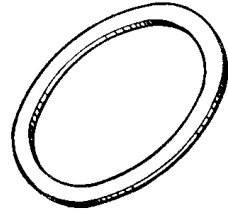


图8-6 垫圈Q/5A9-26
Fig.8-6 Ring Q/5A9-26

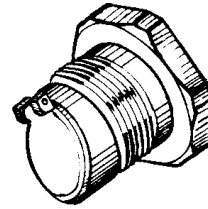


图 8-7 接管嘴 Q/5A9-27
Fig.8-7 Nipple Q/5A9-27

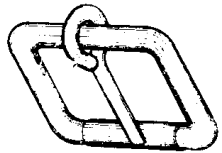


图8-8 扣环Q/5A9-35
Fig.8-8 Buckle Q/5A9-35

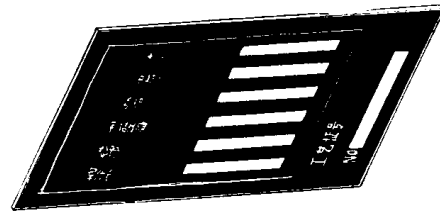


图8-9 油箱标牌Q/5A9-36
Fig.8-9 Fuel tank placard Q/5A9-36

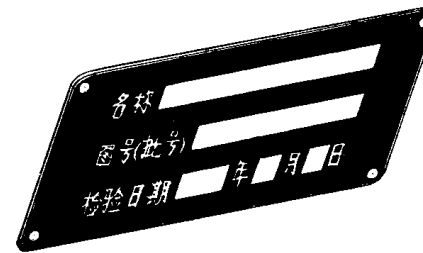


图8-10 标志牌Q/5A9-38
Fig.8-10 Placard Q/5A9-38

插图 Fig.		名称 Nomenclature	件号 Part No.	件数 Qty	插图 Fig.		名称 Nomenclature	件号 Part No.	件数 Qty
图号 No.	图位编号 Loc. No.				图号 No.	图位编号 Loc. No.			
8-1		误差曲线夹 Error curve clip	HB7-1	7	8-7		接管嘴 Nipple	Q / 5A9-27 Q / 5A9-27-1	6
8-2		双耳平板螺母 Double lug plate nut	HB9-5 HB9-5A-M4 HB9-5B-M3 HB9-5B-M4	6 4 3	8-8		扣环 Buckle	Q / 5A9-35 Q / 5A9-35-A14 Q / 5A9-35-A20 Q / 5A9-35-A26	4 12 2
8-3		角片 Angle	Q / 5A9-5	4	8-9		油箱标牌 Fuel tank placard	Q / 5A9-36	3 8
8-4		耳环 Eyelet	Q / 5A9-6 Q / 5A9-6-1	3	8-10		标志牌 Placard	Q / 5A9-38 Q / 5A9-38-20×50	9
8-5		汽油的单向活 门 Fuel check valve	Q / 5A9-24 Q / 5A9-24-13	2					
8-6		垫圈 Ring	Q / 5A9-26 Q / 5A9-26-1	10					

随 机 工 具、设 备 部 份

**TOOLS AND EQUIPMEN DELIVERED
WITH AIRCRAFTT**

一、通用工具类

UNIVERSAL TOOLS



图1-1 细扁锉

Fig.1-1 Fine file



图1-2 细圆锉

Fig.1-2 Rat tail file




图1-3 扁 凿

Fig.1-3 Oblate chisel




图1-4 斜口钳

Fig.1-4 Sharp nose pliers




图1-5 手锤 铁锤

Fig.1-5 Hand hammer Iron hammer




图1-6 钟表锤

Fig.1-6 Hammer for clock




图1-7 活动扳手

Fig.1-7 Adjustable spanner

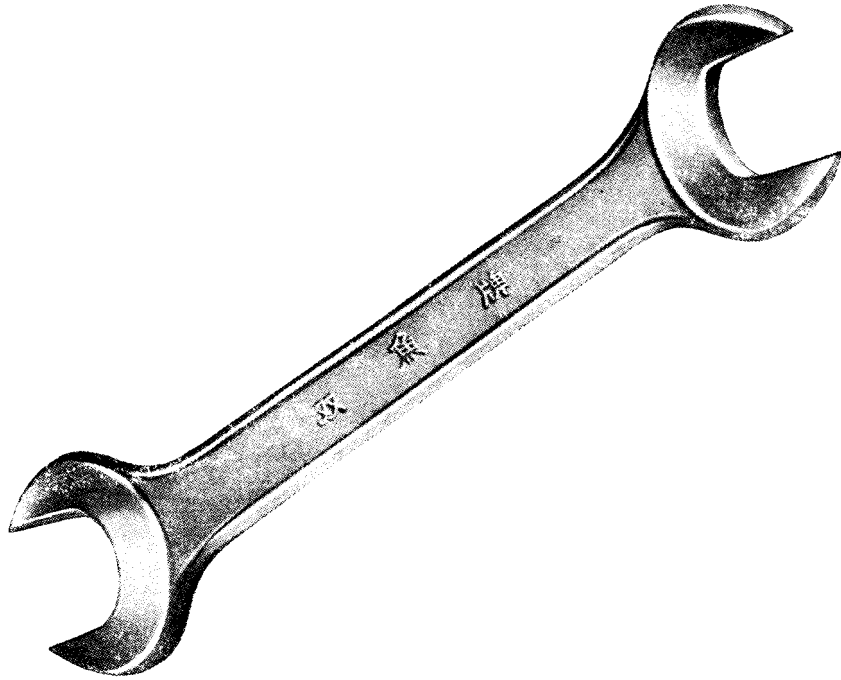


图1-8 扳手
Fig.1-8 Spanner




图1-9 棘轮扳手
Fig.1-9 Ratchet spanner

插图 Fig.		名 称 Nomenclature	件 号 Part No.	件数 Qty	详见图号 Ref. Fig. No.	材 料 Material	备 注 Remarks
图号 No.	图位编号 Loc. No.						
1-1		细扁锉 Fine file	54090 / 004-III	1		成 件 Finished product	
1-2		细圆锉 Rat tail file	54090 / 034-III	1		成 件 Finished product	
1-3		扁 錾 Oblate chisel	54120 / 003	1		成 件 Finished product	
1-4		斜口钳 Sharp nose pliers	54160 / 013 / 175	1		成 件 Finished product	
1-5		手 锤 Hand hammer	542000 / 023	1		成 件 Finished product	
		铁 锤 Iron hammer	250 克	1		成 件 Finished product	
1-6		钟表锤 Hammer for clock	54200 / 023	1		成 件 Finished product	
1-7		活动扳手 Adjustable spanner	54400 / 012	1		成 件 Finished product	
1-8		扳手 14×17 Spanner 14×17	54411 / 025	1		成 件 Finished product	

插图 Fig.		名 称 Nomenclature	件 号 Part No.	件数 Qty	详见图号 Ref. Fig. No.	材 料 Material	备 注 Remarks
图号 No.	图位编号 Loc. No.						
(1-8)		扳手 19×22	54411 / 026	1		成 件	
		Spanner 19×22				Finished product	
		扳手 24×27	54411 / 027	1		成 件	
		Spanner 24×27				Finished product	
		扳 手	B 8×10JB718-65	1		成 件	
		Spanner				Finished product	
		扳 手	B12×14JB718-65	1		成 件	
		Spanner				Finished product	
		扳手 5 ×7	54492 / 011	1		成 件	
		Spanner 5 ×7				Finished product	
		扳手 9 ×11	54492 / 014	1		成 件	
		Spanner 9 ×11				Finished product	
		扳手 32×36	54492 / 023	1		成 件	
		Spanner 32×36				Finished product	
1-9		棘轮扳手	54420 / 144	1		成 件	
		Ratchet spanner				Finished product	
1-10		单头弯梅花扳手	54420 / 363	1		成 件	
		Single end bent hexagon spanner				Finished product	

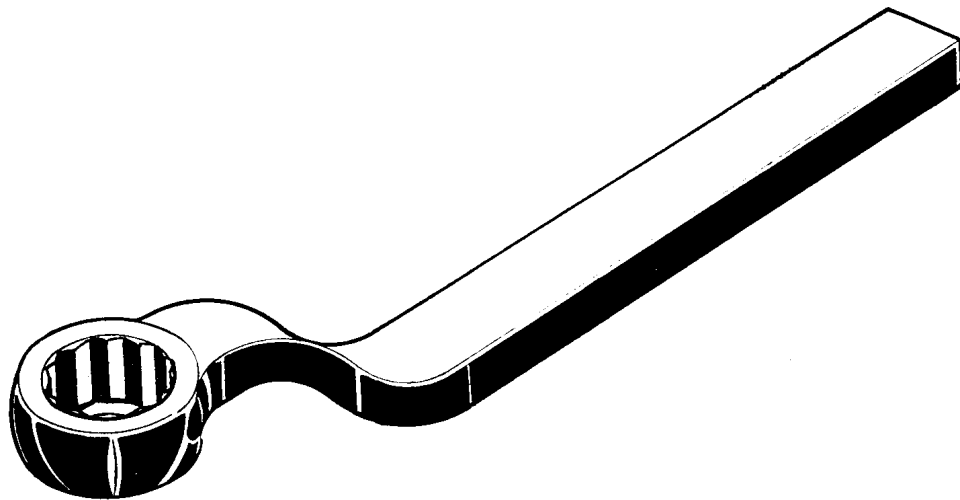


图1-10 单头弯梅花扳手

Fig.1-10 Single end bent hexagon spanner

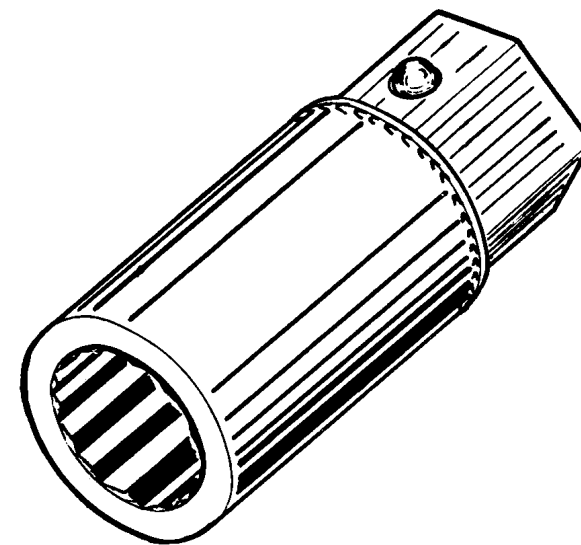


图 1-11 棘轮扳手可换头

Fig.1-11 Changeable head of ratchet spanner

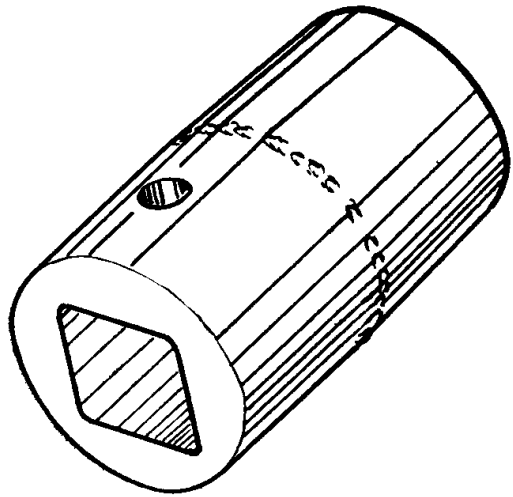


图1-12 套筒头

Fig.1-12 Box spanner

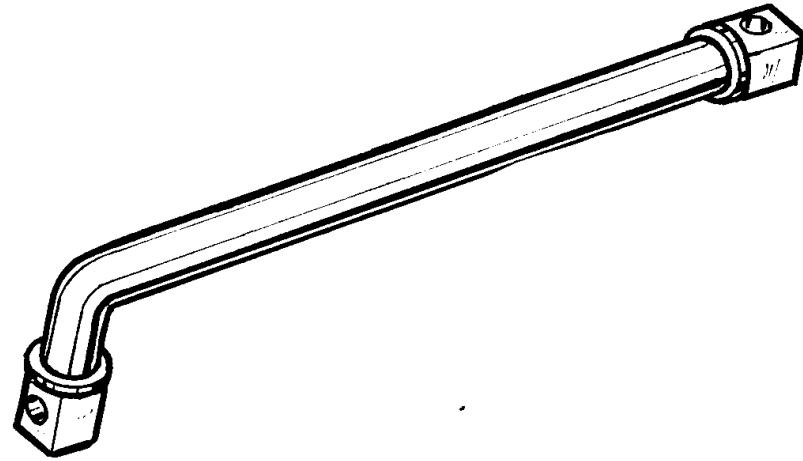


图1-13 手柄

Fig.1-13 Handle

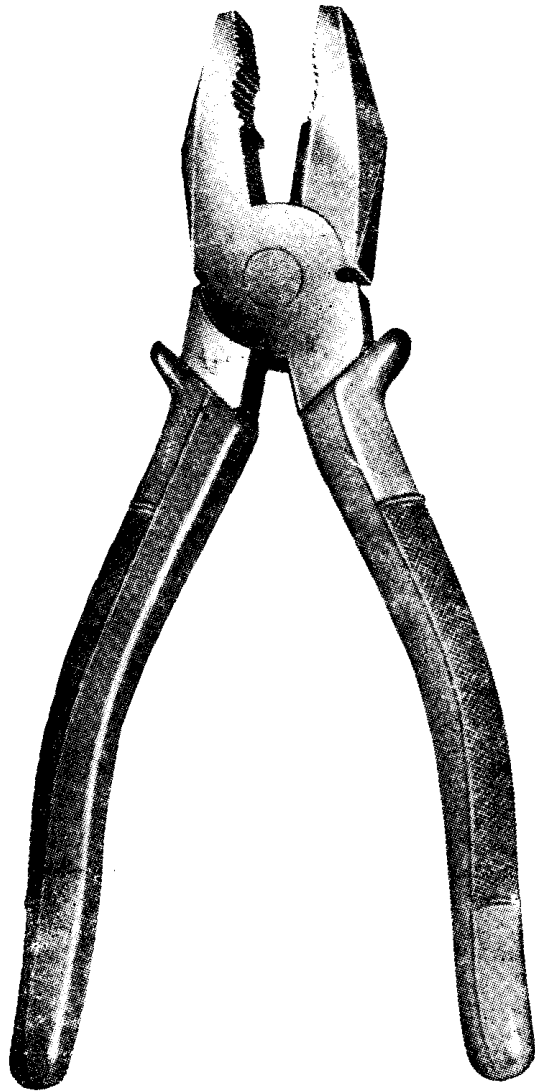


图1-14 平口钳
Fig.1-14 Flat nose pliers



图1-15 冲子
Fig.1-15 Center punch



图1-16 镊子
Fig.1-16 Nippers



图1-17 木把串心起子

Fig.1-17 Screw driver with wooden handle




图1-18 自动螺丝起子

Fig.1-18 Automatic screw driver

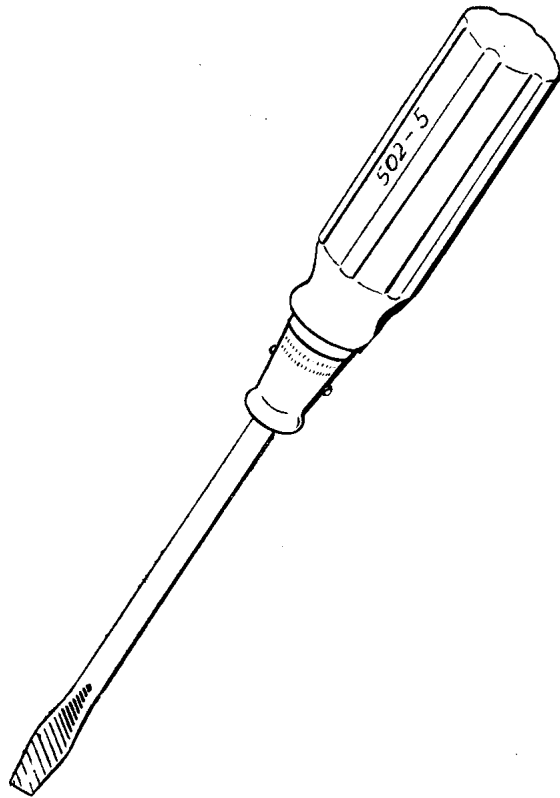


图1-19 木把一字起子

Fig.1-19 Common screw driver with wooden

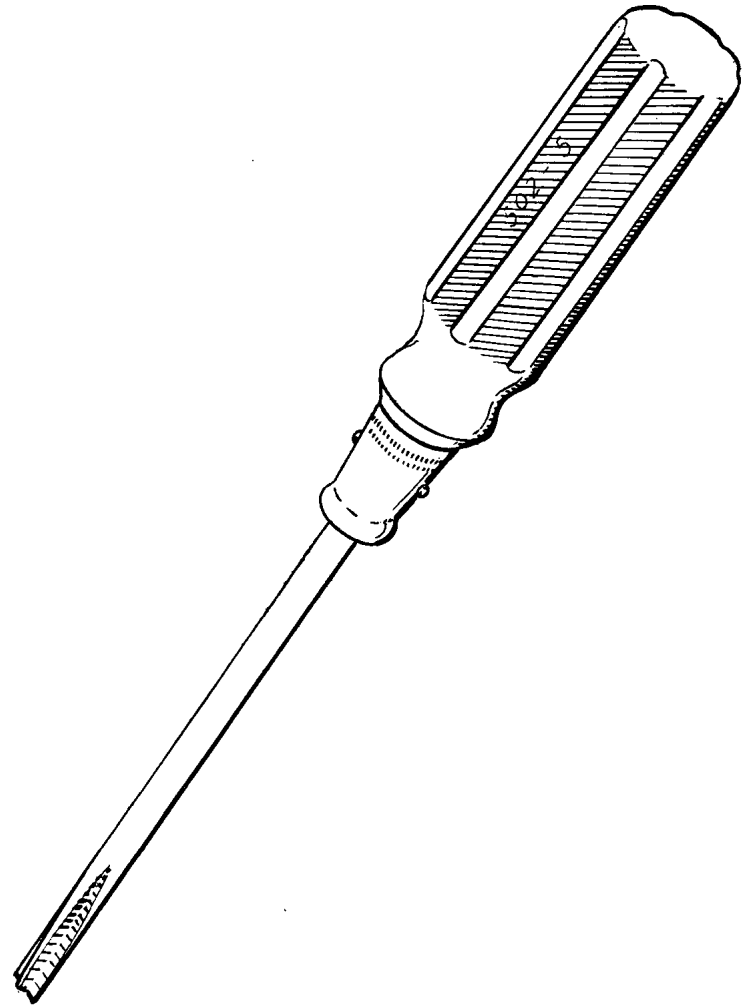


图1-20 十字起子

Fig.1-20 Cross-head screw driver

插图 Fig.		名 称 Nomenclature	件 号 Part No.	件数 Qty	详见图号 Ref. Fig. No.	材 料 Material	备 注 Remarks
图号 No.	图位编号 Loc. No.						
1-11		棘轮扳手可换头 Changeable head of ratchet spanner	54425 / 471	1		成 件 Finished product	
		棘轮扳手可换头 Changeable head of ratchet spanner	54425 / 472	1		成 件 Finished product	
1-12		套筒头 Box spanner	54492 / 042-1	1		成 件 Finished product	
		套筒头 Box spanner	54492 / 044-1	1		成 件 Finished product	
		套筒头 Box spanner	54492 / 048-1	1		成 件 Finished product	
1-13		手 柄 Handle	54492 / 057-1	1		成 件 Finished product	
		手 柄 Handle	54492 / 058-1	1		成 件 Finished product	
		手 柄 Handle	54492 / 059-1	1		成 件 Finished product	
1-14		万能平口钳 Universal flat nose	54494 / 002 / 150	1		成 件 Finished product	

插图 Fig.		名 称 Nomenclature	件 号 Part No.	件数 Qty	详见图号 Ref. Fig. No.	材 料 Material	备 注 Remarks
图号 No.	图位编号 Loc. No.						
(1-14)		复合平口钳 Flat nose	L=200	1		成 件 Finished product	
1-15		冲 子 Center punch	54721 / 002	1		成 件 Finished product	
1-16		镊 子 Nippers	L=120mm	1		成 件 Finished product	
1-17		木把串心起子 Screw driver with wooden handle	L=200mm	1		成 件 Finished product	
1-18		自动螺丝起子 Automatic screw driver	L=500mm	1		成 件 Finished product	
1-19		木把一字起子 Common screw driver with wooden handle	L=30mm	1		成 件 Finished product	
		木把一字起子 Common screw driver with wooden handle	L=60mm	1		成 件 Finished product	
		木把一字起子 Common screw driver with wooden handle	L=100mm	1		成 件 Finished product	
1-20		十字起子 Cross-head screw driver	2 号	1		成 件 Finished product	

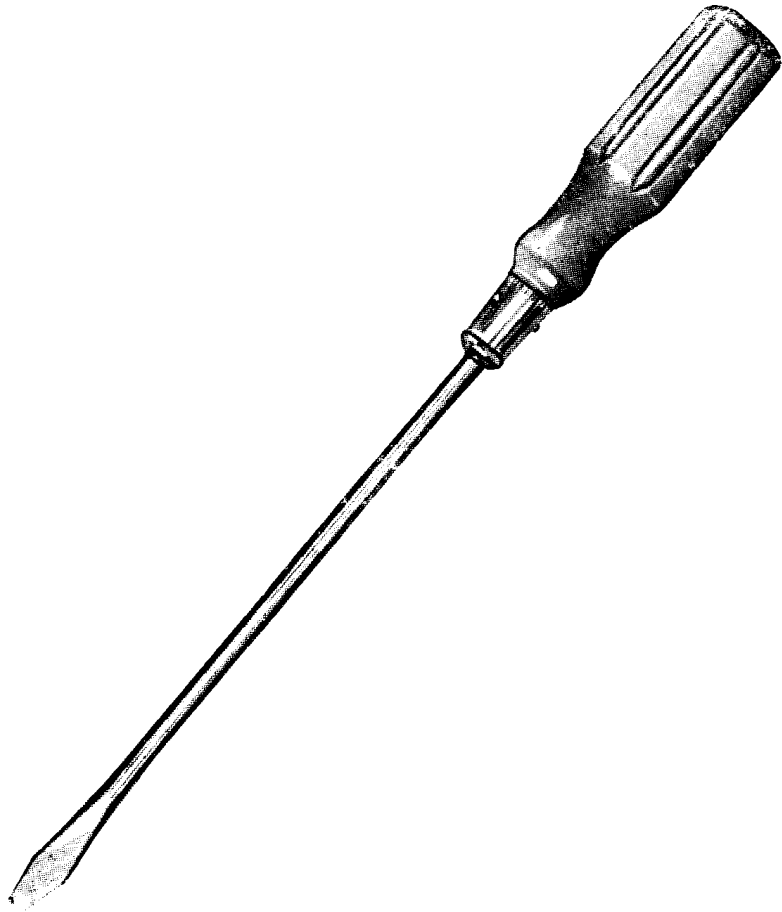


图1-21 木把一字起子

Fig.1-21 Common screw driver with wooden handle




图1-22 鱼口钳

Fig.1-22 Slip joint pliers




图 1-23 尖嘴钳

Fig.1-23 Sharp nose pliers




图1-24 千分垫

Fig.1-24 Feeler




图1-25 工作灯

Fig.1-25 Working light

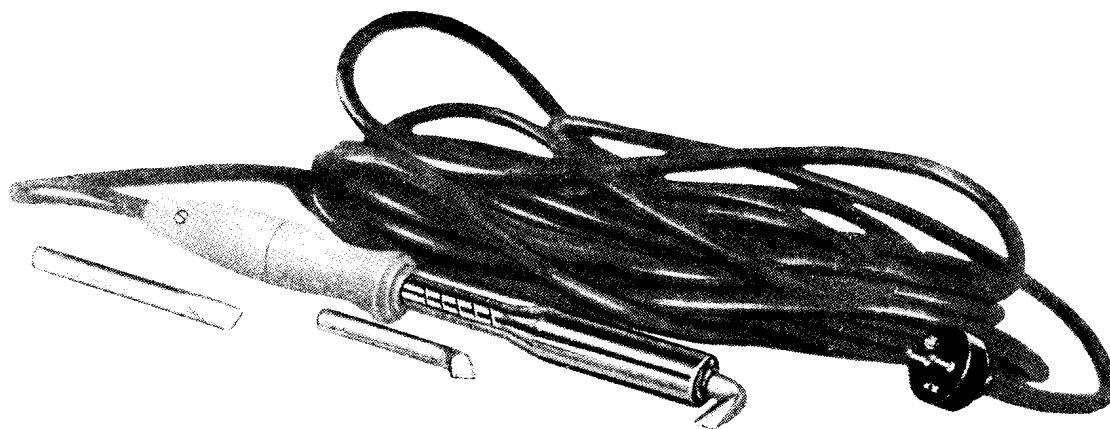


图1-26 电烙铁

Fig.1-26 Electric iron

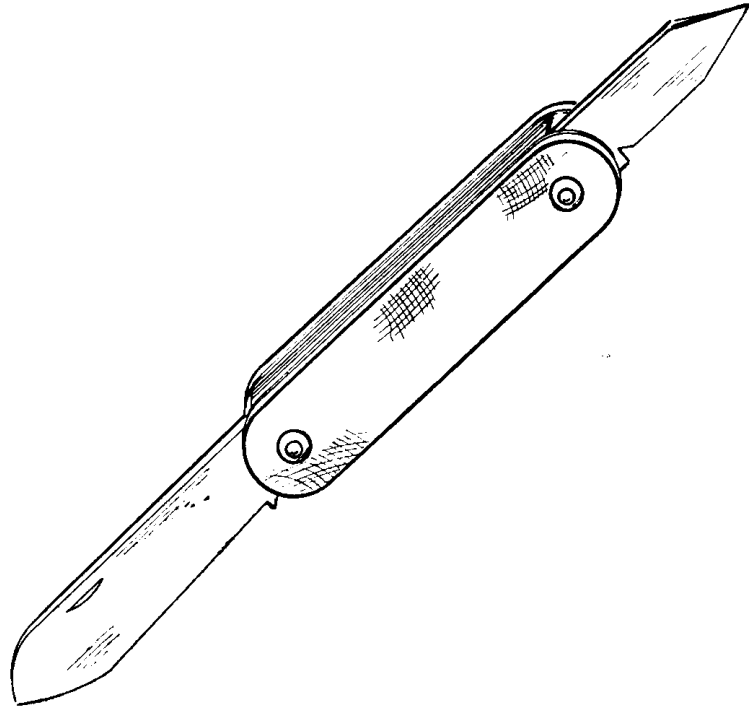


图1-27 电工刀

Fig.1-27 Knife for electrician




图1-28 放大镜

Fig.1-28 Magnifying glass

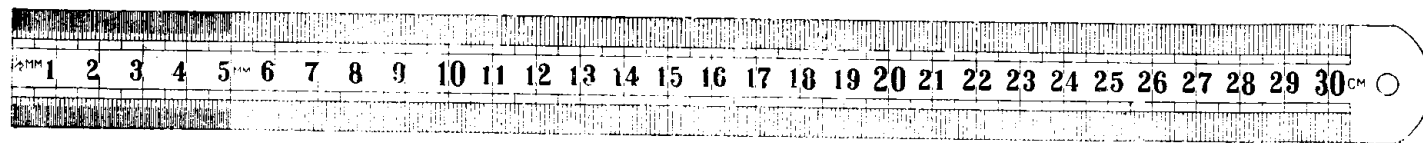


图1-29 钢板尺

Fig.1-29 Steel tape



图1-30 试电笔

Fig.1-30 Test pencil



图1-31 轮胎压力表

Fig.1-31 Tyre manometer

插图 Fig.		名 称 Nomenclature	件 号 Part No.	件数 Qty	详见图号 Ref. Fig. No.	材 料 Material	备 注 Remarks
图号 No.	图位编号 Loc. No.						
1-21		木把一字起子 Common screw driver with wooden handle	L=150mm	1		成 件 Finished product	
		木把一字起子 Common screw driver with wooden handle	L=300mm	1		成 件 Finished product	
1-22		鱼口钳 Slip joint pliers	150m m	1		成 件 Finished product	
1-23		尖嘴钳 Sharp nose pliers	150m m	1		成 件 Finished product	
1-24		千分垫 Feeler	0.05-1 mm	1		成 件 Finished product	
1-25		工作灯 Working light	GZD-2	1		成 件 Finished product	
1-26		电烙铁 Electric iron	220V100W	1		成 件 Finished product	
		电烙铁 Electric iron	24V75W	1		成 件 Finished product	
1-27		电工刀 Knife for electrician	双开刀	1		成 件 Finished product	

插图 Fig.		名 称 Nomenclature	件 号 Part No.	件数 Qty	详见图号 Ref. Fig. No.	材 料 Material	备 注 Remarks
图号 No.	图位编号 Loc. No.						
1-28		放大镜 Magnifying glass	20 倍	1		成 件 Finished product	
1-29		钢板尺 Steel tape	150mm	1		成 件 Finished product	
1-30		试电笔 Test pencil	500V	1		成 件 Finished product	
1-31		轮胎压力表 Tyre manometer	LY-14	1		成 件 Finished product	

二、专用工具类

SPECIAL TOOLS

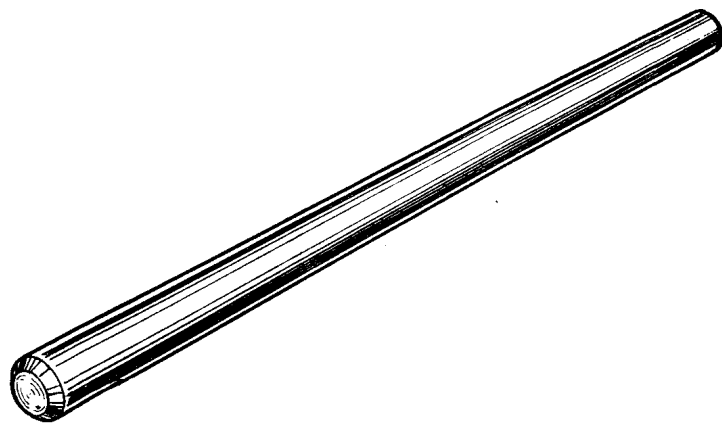


图2-1 锥形冲子
Fig.2-1 Taper punch

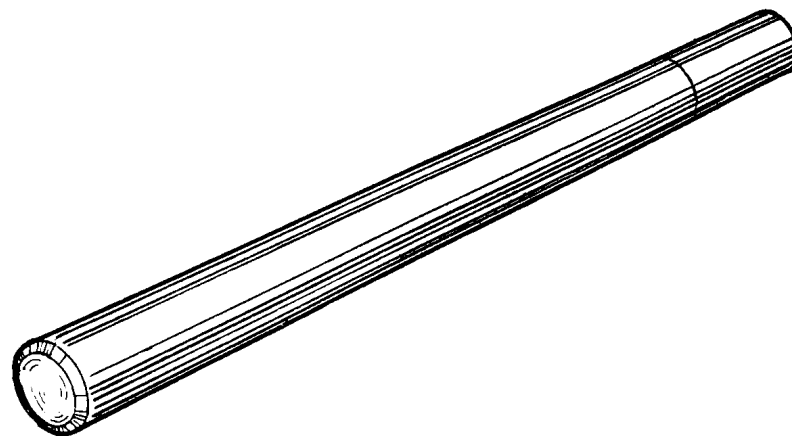


图2-2 铜冲子
Fig.2-2 Copper punch

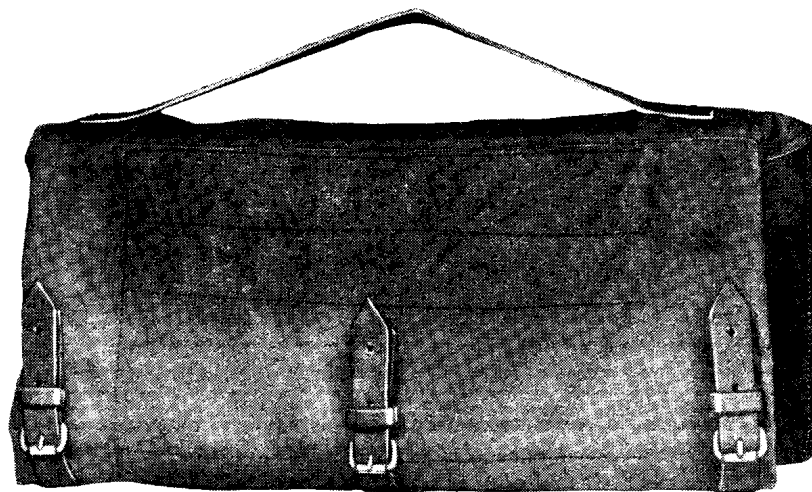


图2-3 随机工具袋
Fig.2-3 Tool bag delivered with aircraft

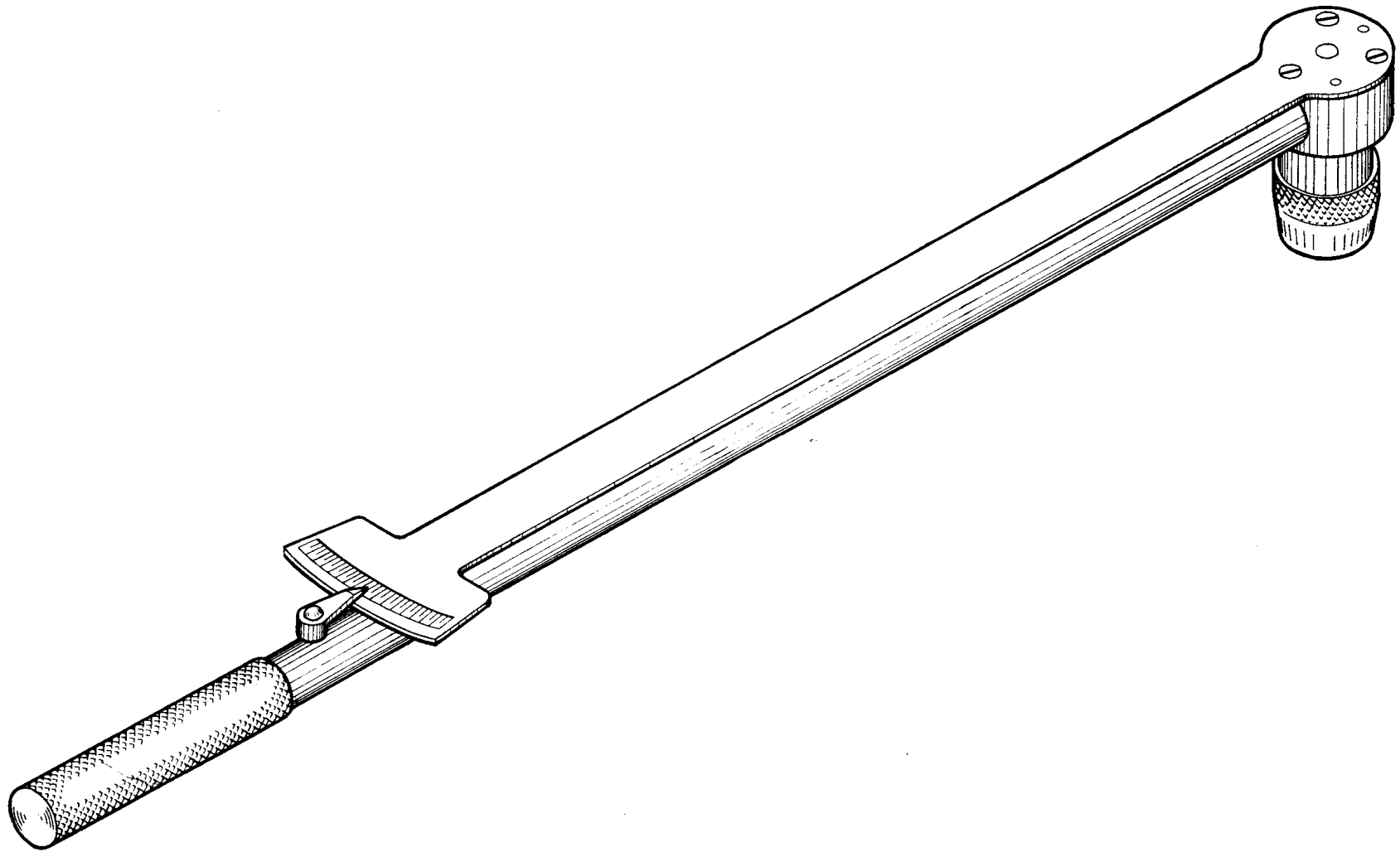


图2-4 带刻度力矩扳手

Fig.2-4 Moment spanner with scale

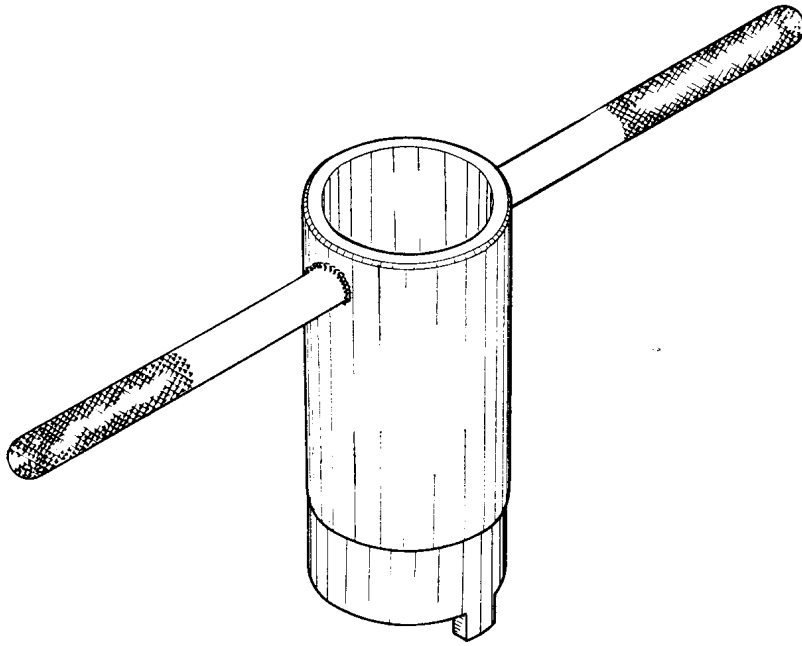


图2-5 专用扳手

Fig.2-5 Special spanner




图2-6 拆装鱼鳞片螺帽扳手

Fig.2-6 Spanner for mounting and dismounting gill nut

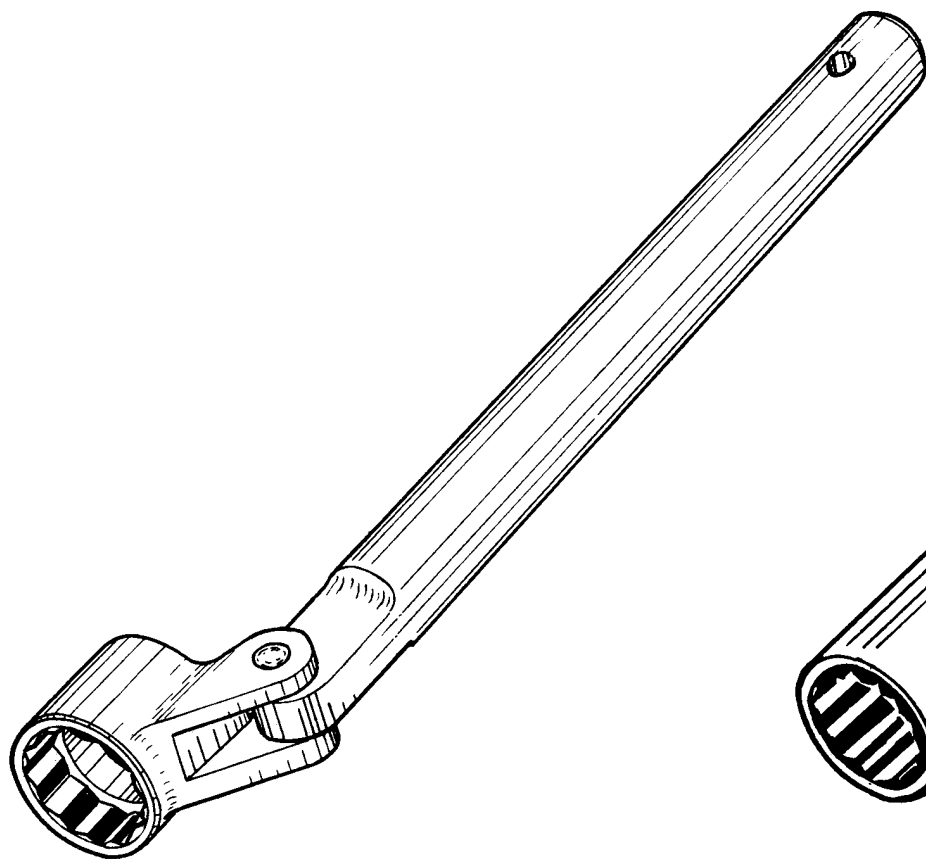


图 2-7 第六气缸电嘴用扳手
Fig.2-7 Spanner for plug of cylinder No.6

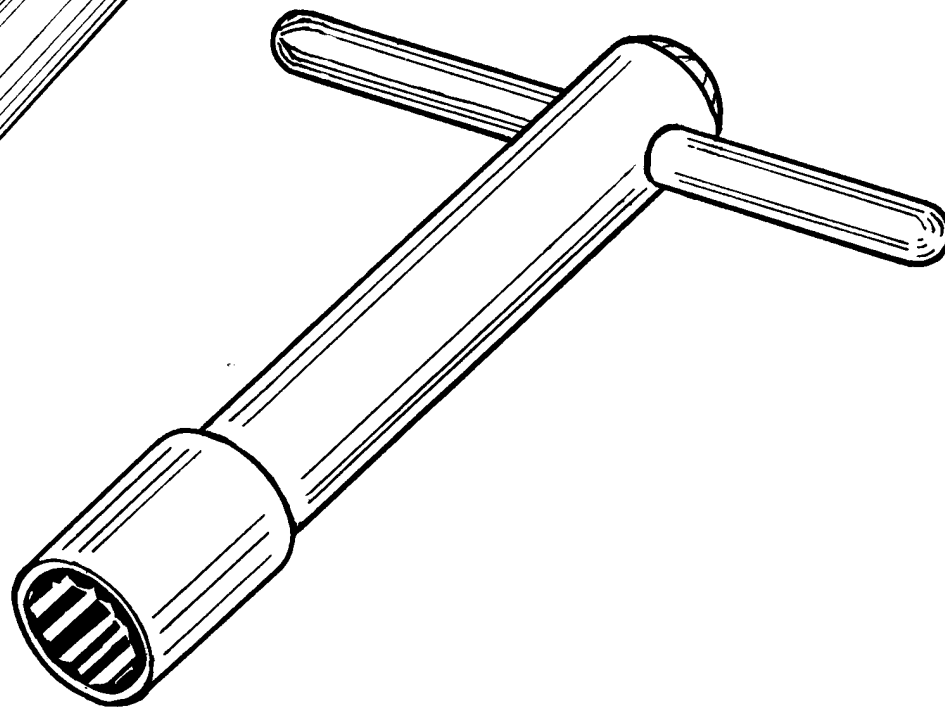


图2-8 套筒扳手
Fig.2-8 Box spanner

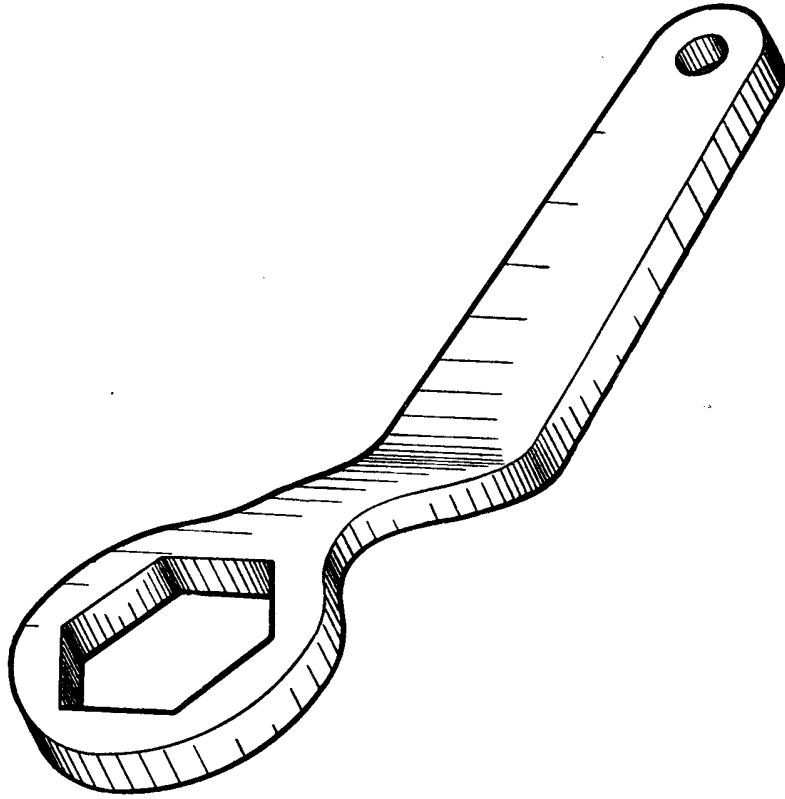


图2-9 S=36油滤扳手

Fig.2-9 S=36 oil filter spanner

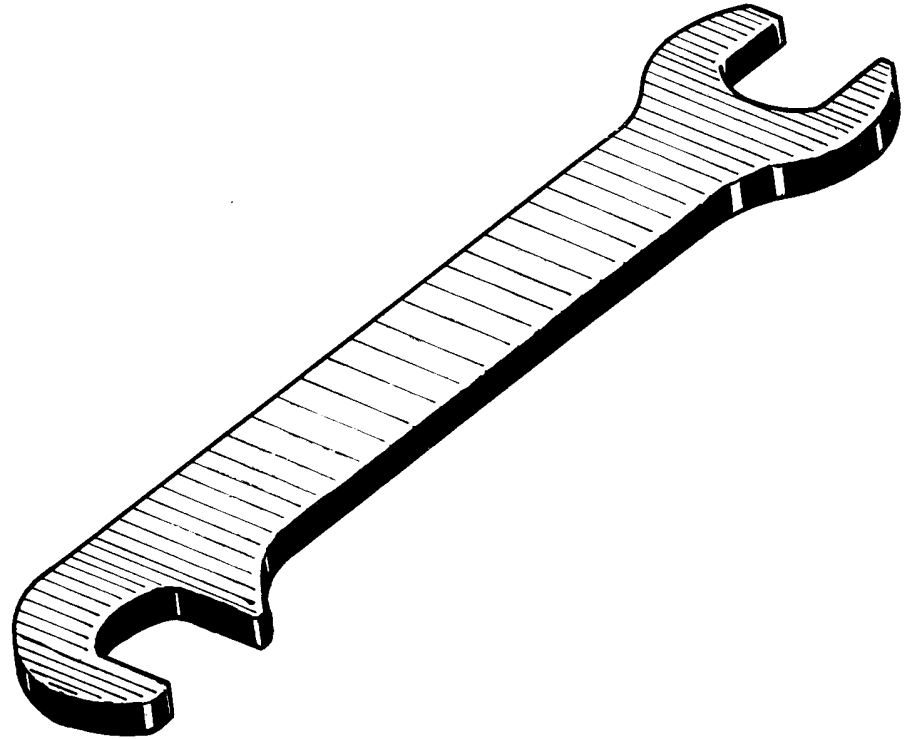


图2-10 拆装上位锁应急活门扳手

Fig.2-10 Spanner for mounting and dismounting uplock emergency valve

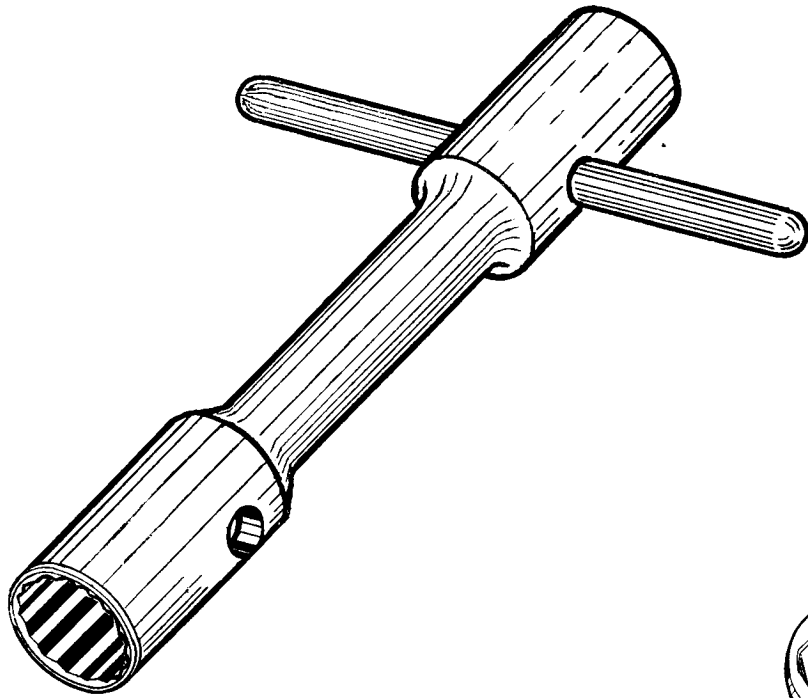


图2-11 六角双头套筒扳手
Fig.2-11 Double end hexagon box spanner

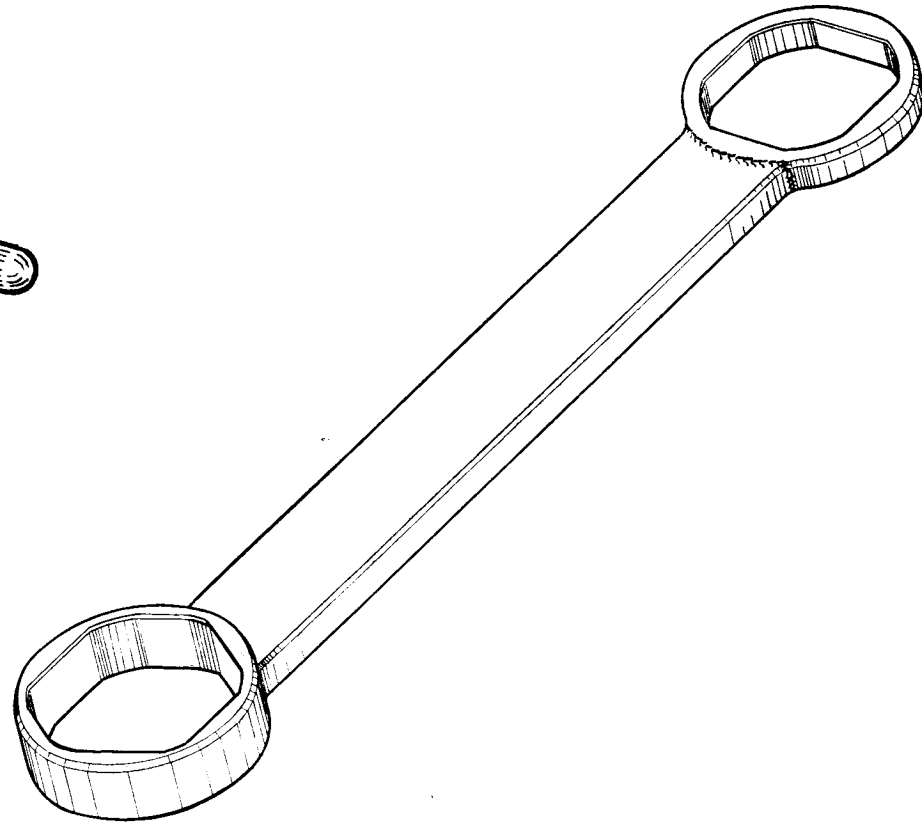


图2-12 装卸前主轮轴之专用扳手
Fig.2-12 Special spanner for mounting & dismounting nose & main wheel shafts

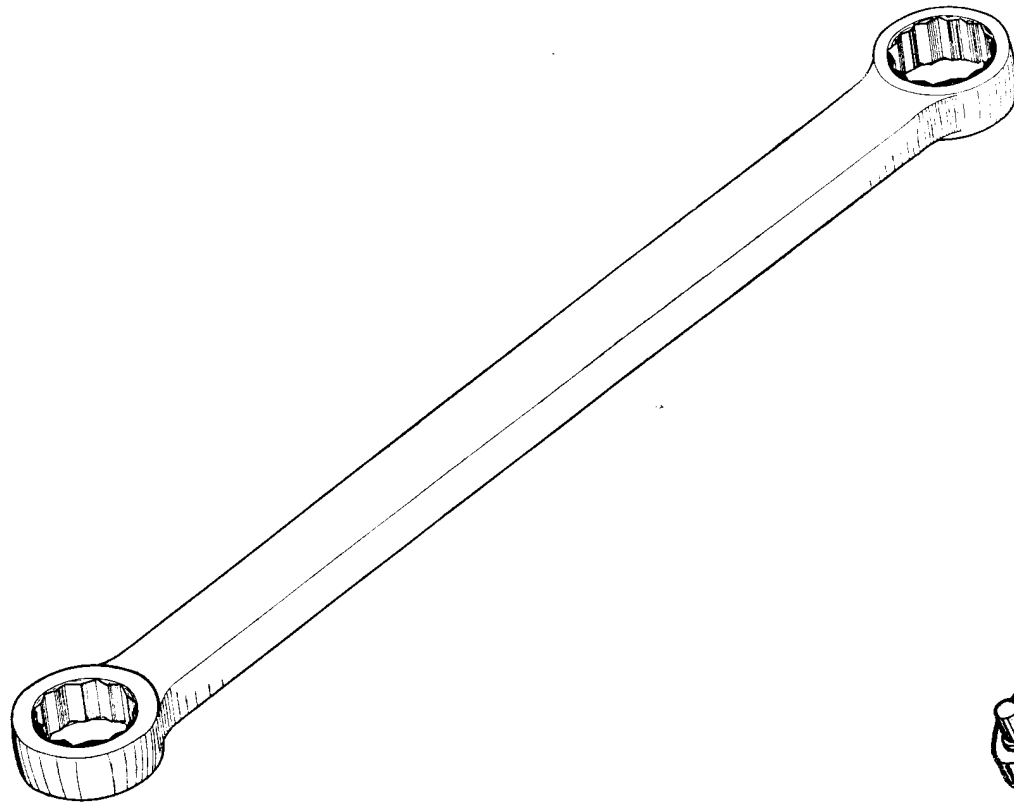


图2-13 双头梅花扳手

Fig.2-13 Double end hexagon spanner

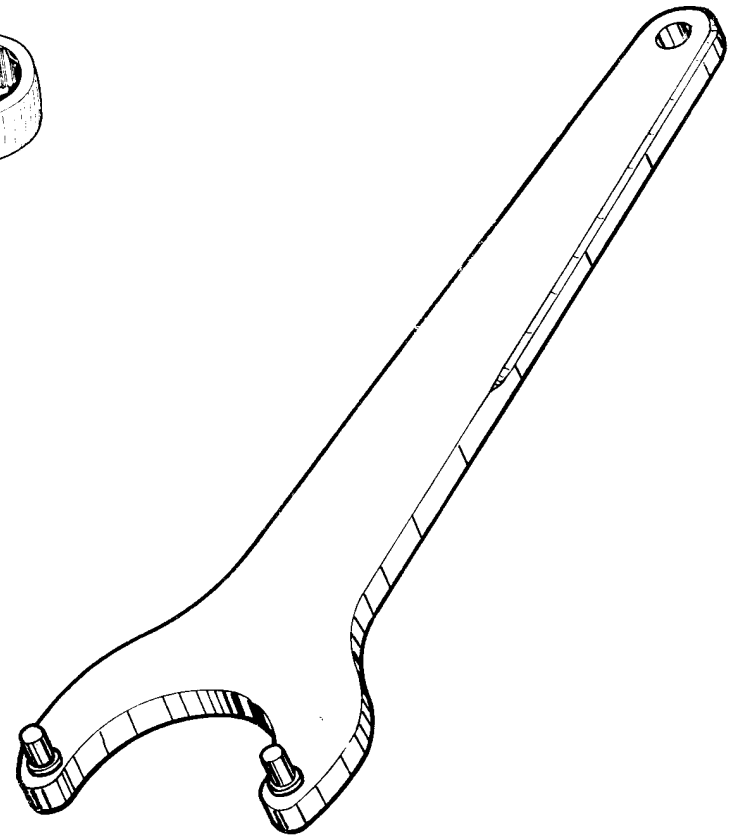


图2-14 专用扳手 特种扳手

Fig.2-14 Special spanner

插图 Fig.		名 称 Nomenclature	件 号 Part No.	件数 Qty	详见图号 Ref. Fig. No.	材 料 Material	备 注 Remarks
图号 No.	图位编号 Loc. No.						
2-1		锥形冲子	64057 / 034	1		成 件	
		Taper punch				Finished product	
		锥形冲子	64057 / 035	1		成 件	
		Taper punch				Finished product	
2-2		铜冲子	64057 / 036	1		成 件	
		Copper punch				Finished product	
2-3		随机工具袋	64080 / 002A	1		装 配 件	
		Tool bag delivered with aircraft				Assembly	
2-4		带刻度力矩扳手	64405 / 003	1		成 件	
		Moment spanner with scale				Finished product	
2-5		专用扳手	64409 / 005	1		成 件	
		Special spanner				Finished product	
2-6		拆装鱼鳞片螺帽的扳手	64410 / 081	1		成 件	
		Spanner for mounting and dismounting gill nut				Finished product	
2-7		第六气缸电嘴用扳手	64411 / 043	1		成 件	
		Spanner for plug of cylinder No.6				Finished product	
2-8		套筒扳手	64411 / 045	1		成 件	
		Box spanner				Finished product	

插图 Fig.		名 称 Nomenclature	件 号 Part No.	件数 Qty	详见图号 Ref. Fig. No.	材 料 Material	备 注 Remarks
图号 No.	图位编号 Loc. No.						
2-9		S=36 油滤扳手 S=36 oil filter spanner	64412 / 057	1		成 件 Finished product	
2-10		拆装上位锁应急活门扳手 Spanner for mounting and dismounting uplock emergency valve	64412 / 061	1		成 件 Finished product	
2-11		六角双头套筒扳手 Double end hexagon box spanner	64413 / 004	1		成 件 Finished product	
		六角双头套筒扳手 Double end hexagon box spanner	64413 / 005	1		成 件 Finished product	
		六角双头套筒扳手 Double end hexagon box spanner	64413 / 006	1		成 件 Finished product	
2-12		装卸前主轮轴之专用扳手 Special spanner for mounting & dismounting nose & main wheel shafts	64413 / 007	1		成 件 Finished product	
2-13		双头梅花扳手 Double end hexagon spanner	64413 / 012	1		成 件 Finished product	
2-14		专用扳手 Special spanner	64414 / 028	1		成 件 Finished product	
		特种扳手 Special spanner	64414 / 034	1		成 件 Finished product	

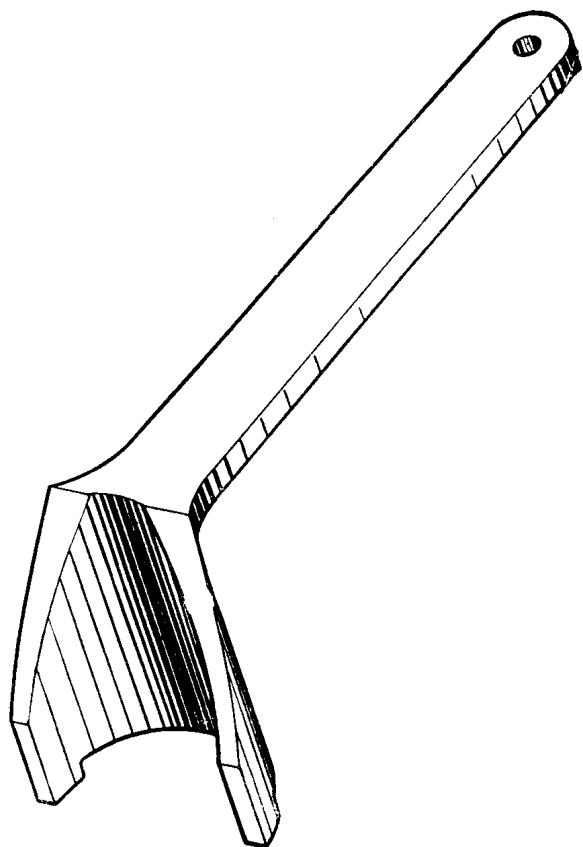


图2-15 特种扳手

Fig.2-15 Special spanner

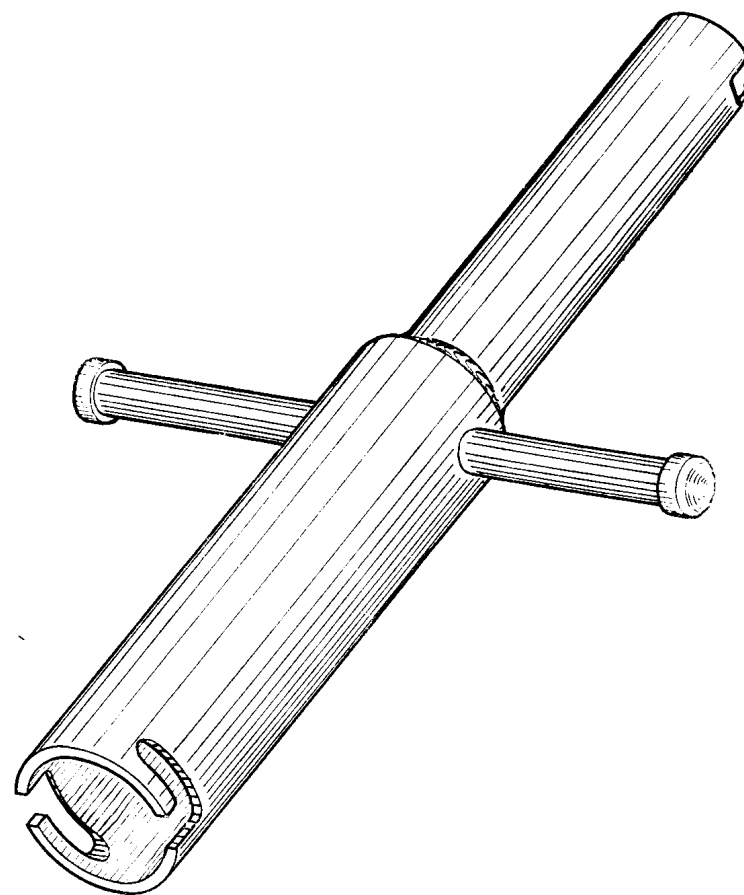


图2-16 汽滑油滤塞扳手

Fig.2-16 Oil filter plug spanner

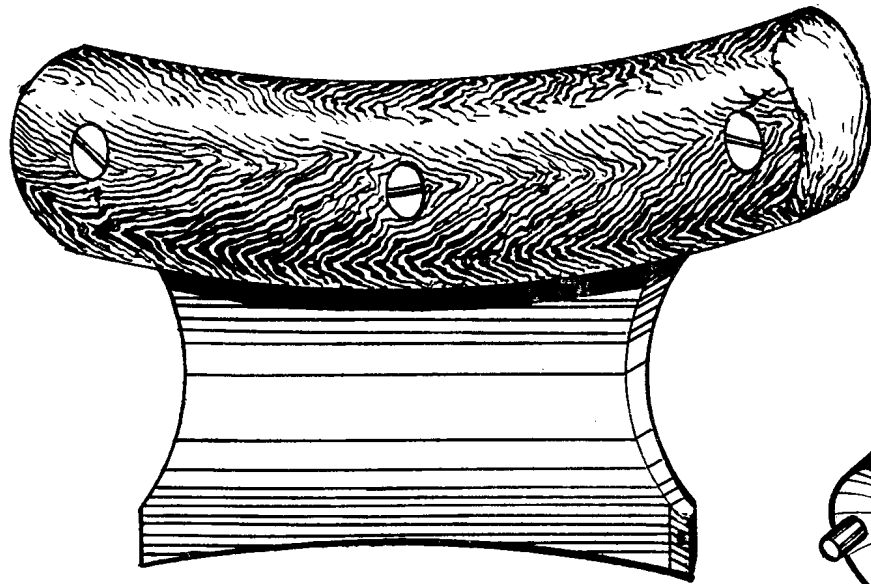


图2-17 工字扳手
Fig.2-17 I-shaped spanner




图2-18 特种扳手
Fig.2-18 Special spanner

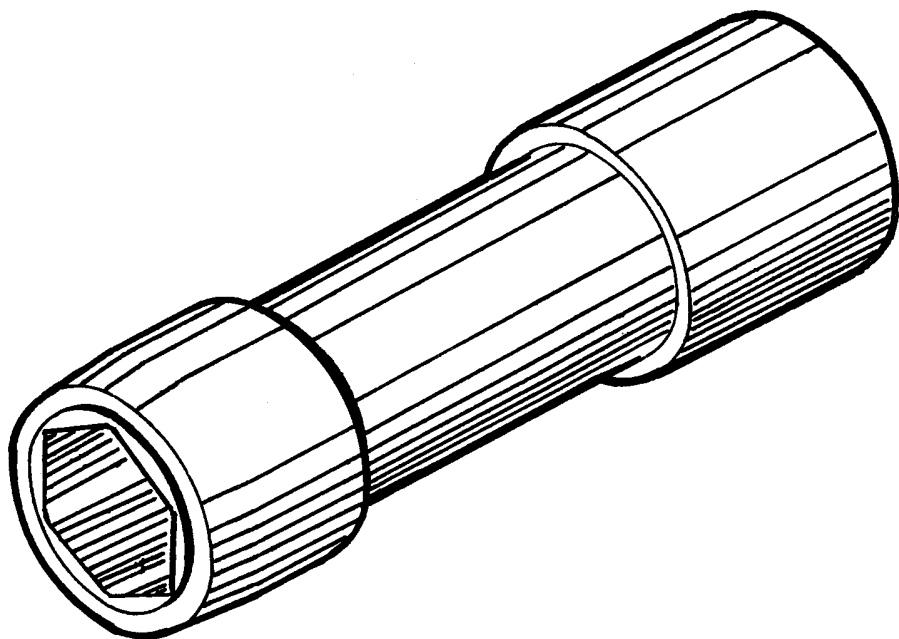


图 2-19 螺旋桨油嘴力矩扳手用套筒头

Fig.2-19 Sleeve head for propeller moment spanner

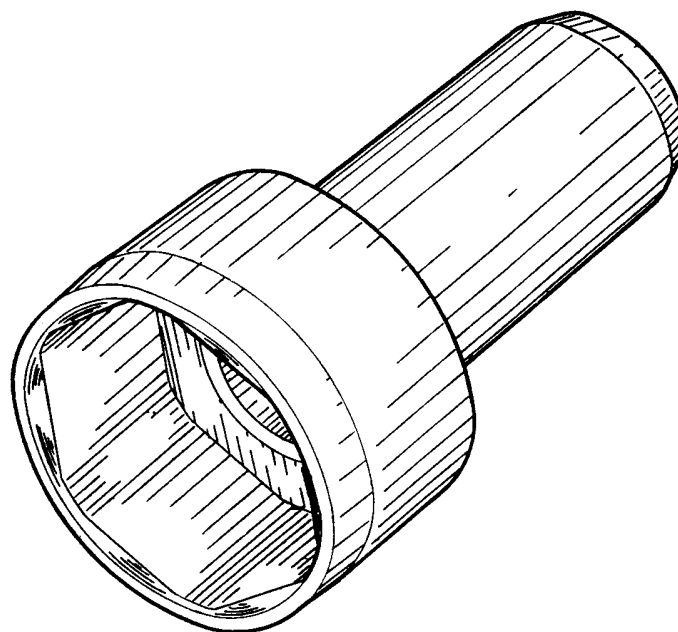


图 2-20 可换套筒头

Fig.2-20 Changeable sleeve head

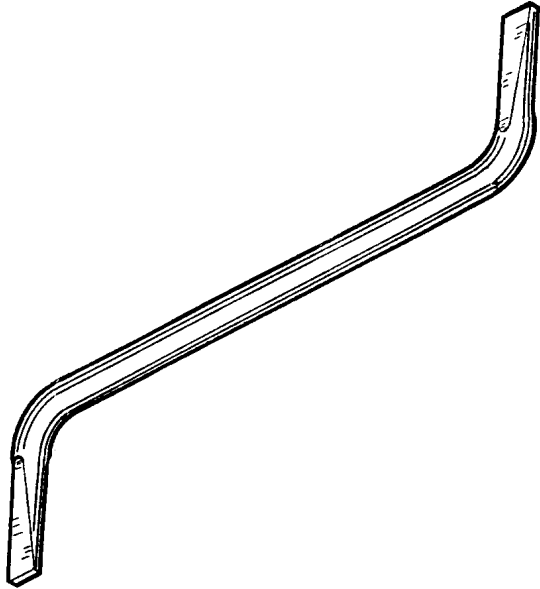


图2-21 双头弯头起子

Fig.2-21 Double end bent screw driver

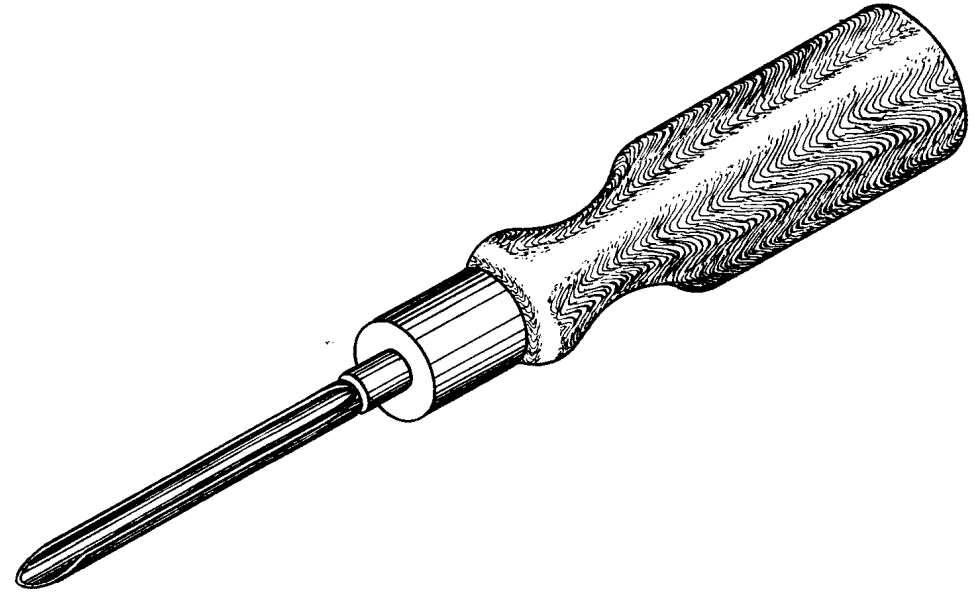


图2-22 编结钢索用锥子

Fig.2-22 Taper for splicing cable

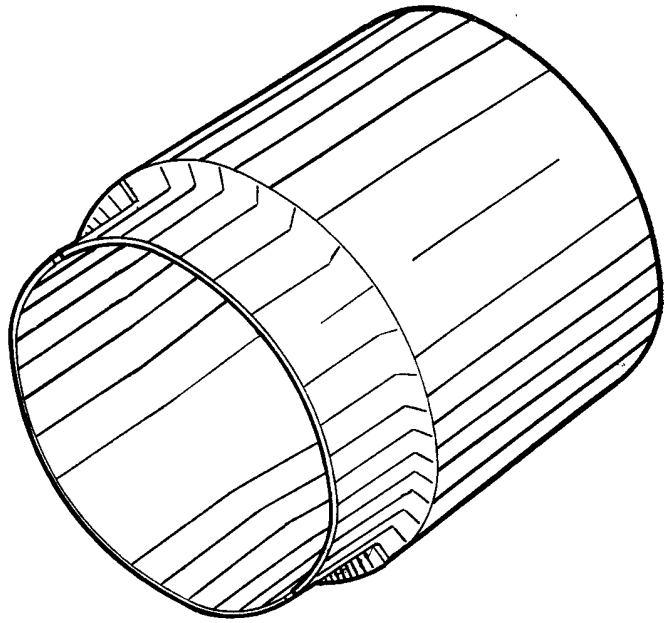


图2-23 装皮碗工具

Fig.2-23 Tool for mounting leather cup

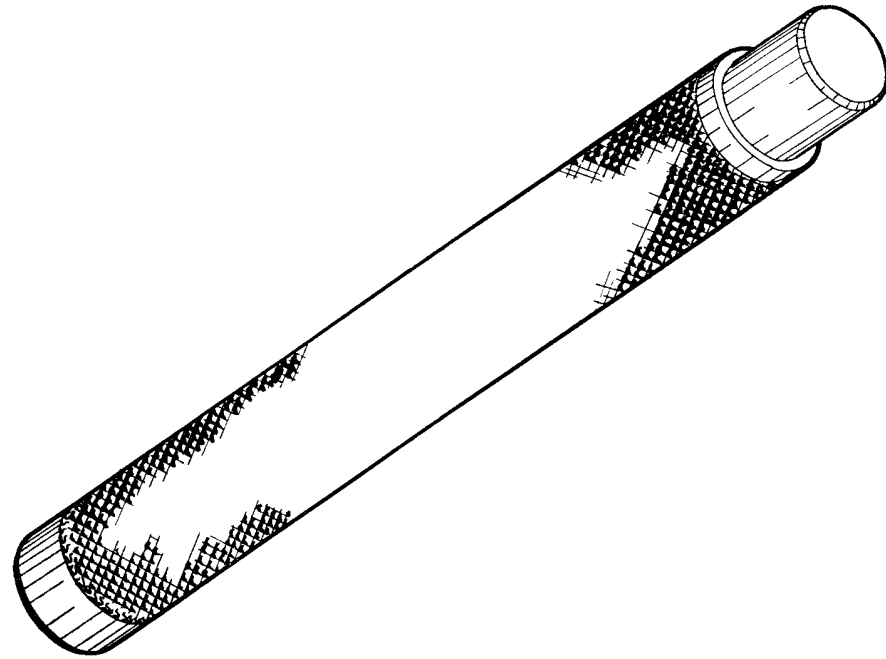


图2-24 装卸前轮轴之冲头

Fig.2-24 Punch mounting and dismounting nose wheel shaft

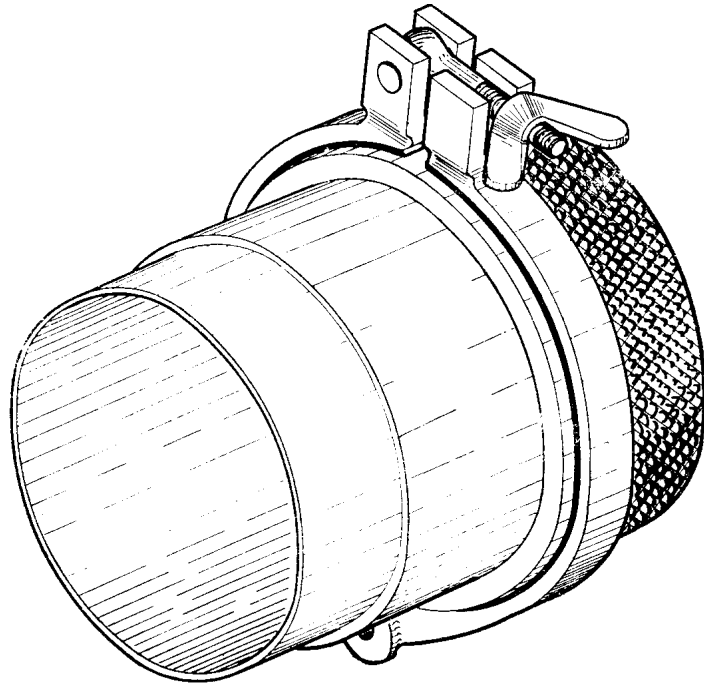


图2-25 引导圈

Fig.2-25 Guide ring

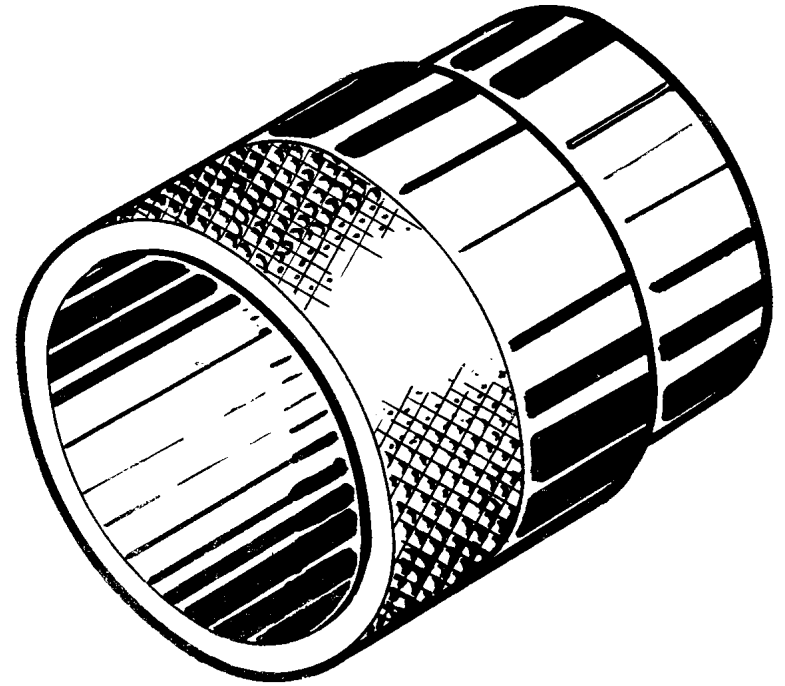


图2-26 引导圈

Fig.2-26 Guide ring




图2-27 黄油枪

Fig.2-27 Grease gun




图2-28 装拆轮胎棒

Fig.2-28 Rod for mounting and dismounting wheel tyre

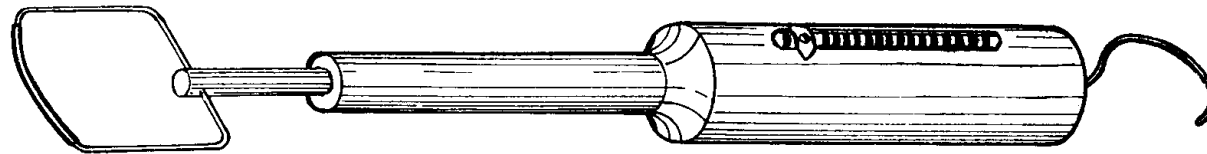


图2-29 15~20kg测力弹簧

Fig.2-29 Spring for measuring force 15~20kg

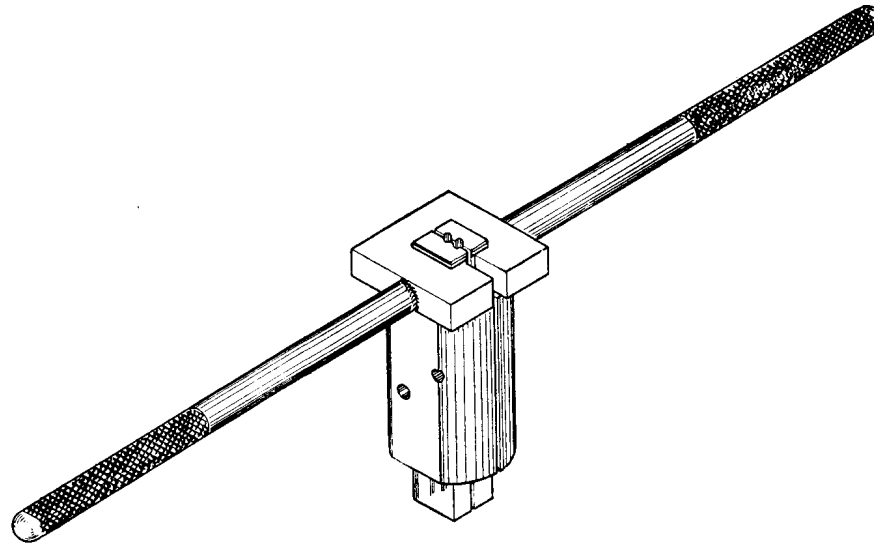


图2-30 扭结工具

Fig.2-30 Kink tool

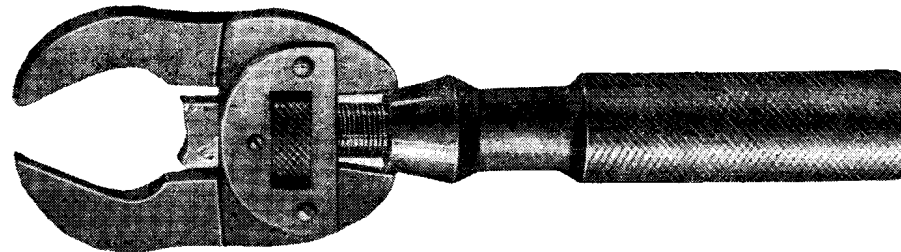


图2-31 编结钢索使用夹紧头

Fig.2-31 Fixing clamp for splicing cable

插图 Fig.		名 称 Nomenclature	件 号 Part No.	件数 Qty	详见图号 Ref. Fig. No.	材 料 Material	备 注 Remarks
图号 No.	图位编号 Loc. No.						
2-15		特种扳手 Special spanner	64414 / 043	1		成 件 Finished product	
2-16		汽滑油滤塞扳手 Oil filter plug spanner	64419 / 042A	1		成 件 Finished product	
2-17		工字扳手 I-shaped spanner	64419 / 063	1		装 配 件 Assembly	
2-18		特种扳手 Special spanner	64425 / 007	1		装 配 件 Assembly	
2-19		螺旋桨油嘴力矩扳手用套筒头 Sleeve head for propeller moment spanner	64429 / 056	1		装 配 件 Assembly	
2-20		可换套筒头 Changeable sleeve head	64429 / 057	1		装 配 件 Assembly	
2-21		双头弯头起子 Double end bent screw driver	64439 / 030	1		装 配 件 Assembly	
2-22		编结钢索用锥子 Taper for splicing cable	64439 / 031	1		装 配 件 Assembly	
2-23		装皮碗工具 Tool for mounting leather cup	64470 / 024	1		装 配 件 Assembly	

插图 Fig.		名 称 Nomenclature	件 号 Part No.	件数 Qty	详见图号 Ref. Fig. No.	材 料 Material	备 注 Remarks
图号 No.	图位编号 Loc. No.						
2-24		装卸前轮轴之冲头 Punch for mounting and dismounting nose wheel shaft	64474 / 006	1		装 配 件 Assembly	
2-25		引导圈 Guide ring	64475 / 018A	1		装 配 件 Assembly	
2-26		引导圈 Guide ring	64475 / 020	1		装 配 件 Assembly	
2-27		黄油枪 Grease gun	64700 / 001A	1		装 配 件 Assembly	
2-28		装拆轮胎棒 Rod for mounting and dismounting wheel tyre	68740 / 181A	1		装 配 件 Assembly	
2-29		15~20kg 测力弹簧 Spring for measuring force 15~20kg	68740 / 527	1		装 配 件 Assembly	
2-30		扭结工具 Kink tool	68740 / 634A	1		装 配 件 Assembly	
2-31		编结钢索使用夹紧头 Fixing clamp for splicing cable	114- %-242A	1		装 配 件 Assembly	

三、随机设备类

EQUIPMENT DELIVERED WITH AIRCRAFT

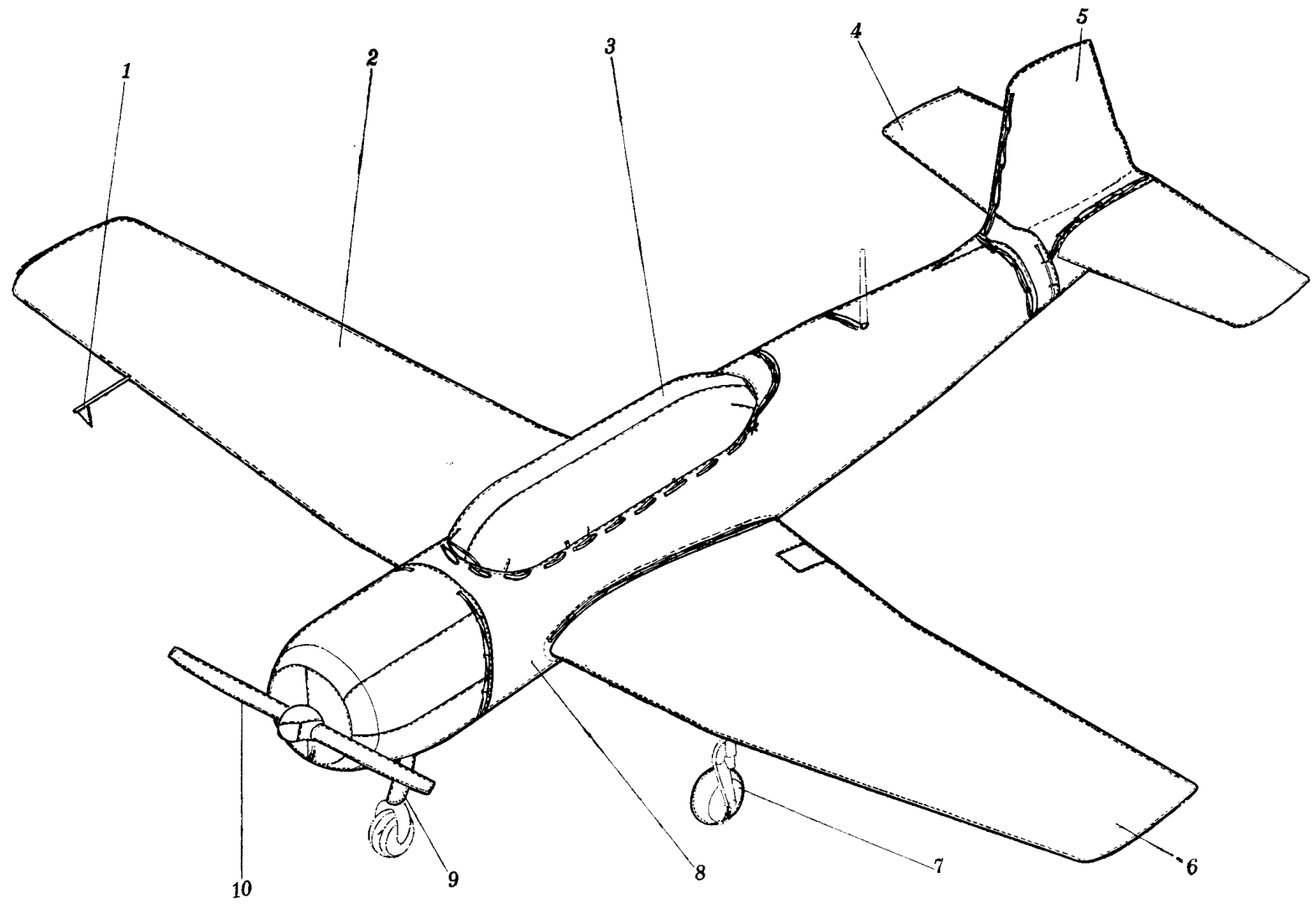


图3-1 布套图

Fig.3-1 Diagram of cloth covers

插图 Fig.		名 称 Nomenclature	件 号 Part No.	件数 Qty	详见图号 Ref. Fig. No.	材 料 Material	备 注 Remarks
图号 No.	图位编号 Loc. No.						
3-1		布套图 Diagram of cloth covers					
	1	空速管布套 Cloth cover for pitot	H2-9260-10	1		装 配 件 Assembly	
	2	右外翼布套 Cloth cover for right outer wing	H2-9220-10	1		装 配 件 Assembly	
	3	座舱布套 Cloth cover for cockpit	H2-9210-200	1		装 配 件 Assembly	
	4	水平尾翼布套 Cloth cover for horizontal tail	H2-9220-40	1		装 配 件 Assembly	
	5	垂直尾翼布套 Cloth cover for vertical tail	H2-9220-30	1		装 配 件 Assembly	
	6	左外翼布套 Cloth cover for left outer wing	H2-9220-20	1		装 配 件 Assembly	
	7	主起落架机轮布套 Cloth cover for main landing gear wheel	H2-9230-20	2		装 配 件 Assembly	
	8	机身布套 Cloth cover for fuselage	H2-9210-100	1		装 配 件 Assembly	

插图 Fig.		名 称 Nomenclature	件 号 Part No.	件数 Qty	详见图号 Ref. Fig. No.	材 料 Material	备 注 Remarks
图号 No.	图位编号 Loc. No.						
(3-1)	9	前减震支柱布套 Cloth cover for front damper strut	H2-9230-10	1		装 配 件 Assembly	
	10	螺旋桨布套 Cloth cover for propeller	H2-9250-20	1		装 配 件 Assembly	
3-2		机身系留装置 Device for mooring fuselage	H2-9810-100	1		装 配 件 Assembly	
3-3		副翼弓形夹 Aileron clamp	H2-9820-400	2		装 配 件 Assembly	
		方向舵锁紧夹 Locking clamp of rudder	H2-9820-800	1		装 配 件 Assembly	
3-4		方向舵弓形夹 Rudder clamp	H2-9820-300	1		装 配 件 Assembly	
		升降舵弓形夹 Elevator clamp	H2-9820-500	2		装 配 件 Assembly	
3-5		机翼系留装置 Device for mooring wing	H2-9820-600	2		装 配 件 Assembly	
3-6		前轮轮胎保护罩 Protecting cover for nose wheel tyre	H2-9830-100	1		装 配 件 Assembly	

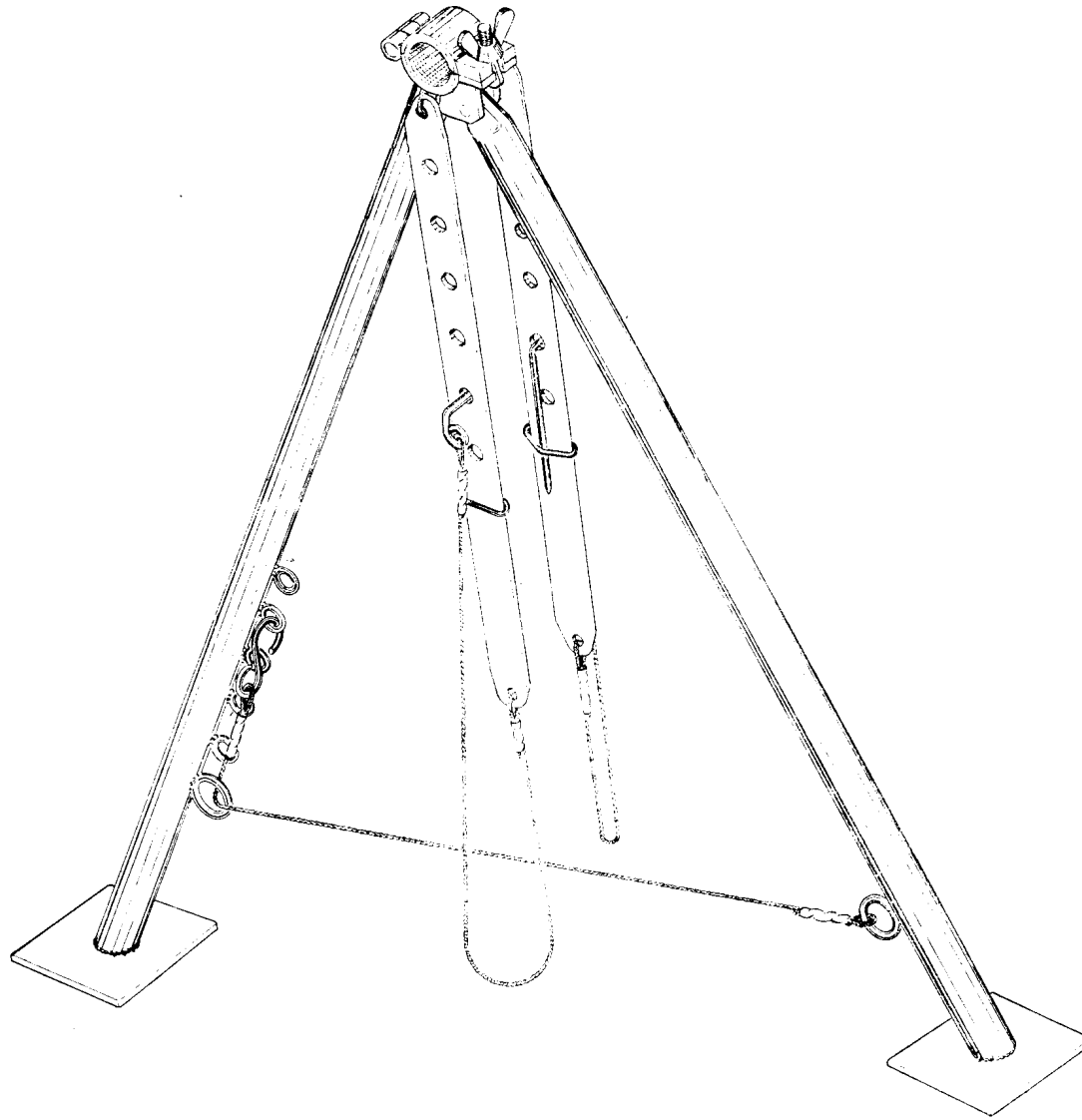


图3-2 机身系留装置

Fig.3-2 Device for mooring fuselage

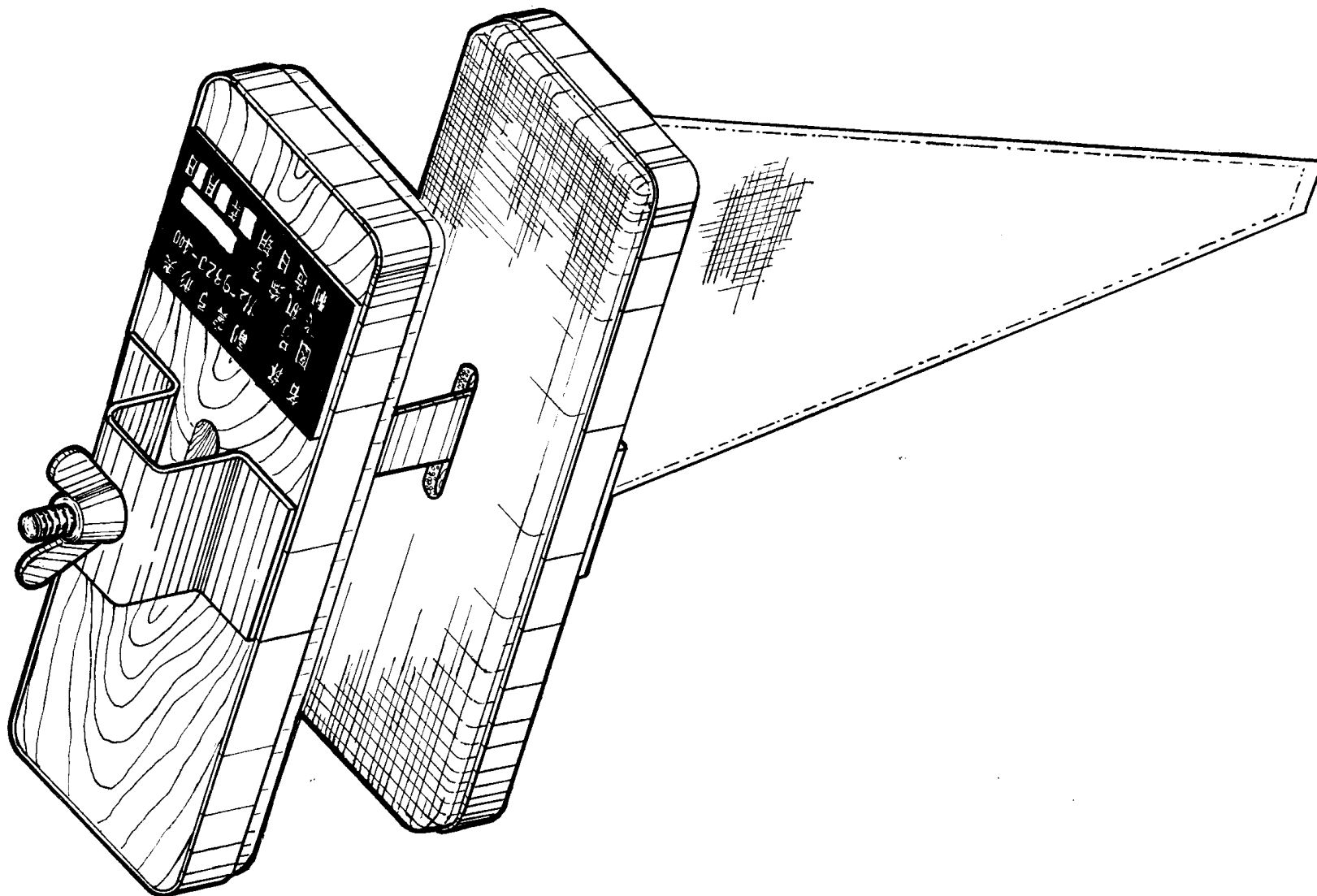


图3-3 副翼弓形夹 方向舵锁紧夹

Fig.3-3 Aileron clamp Locking clamp of rudder

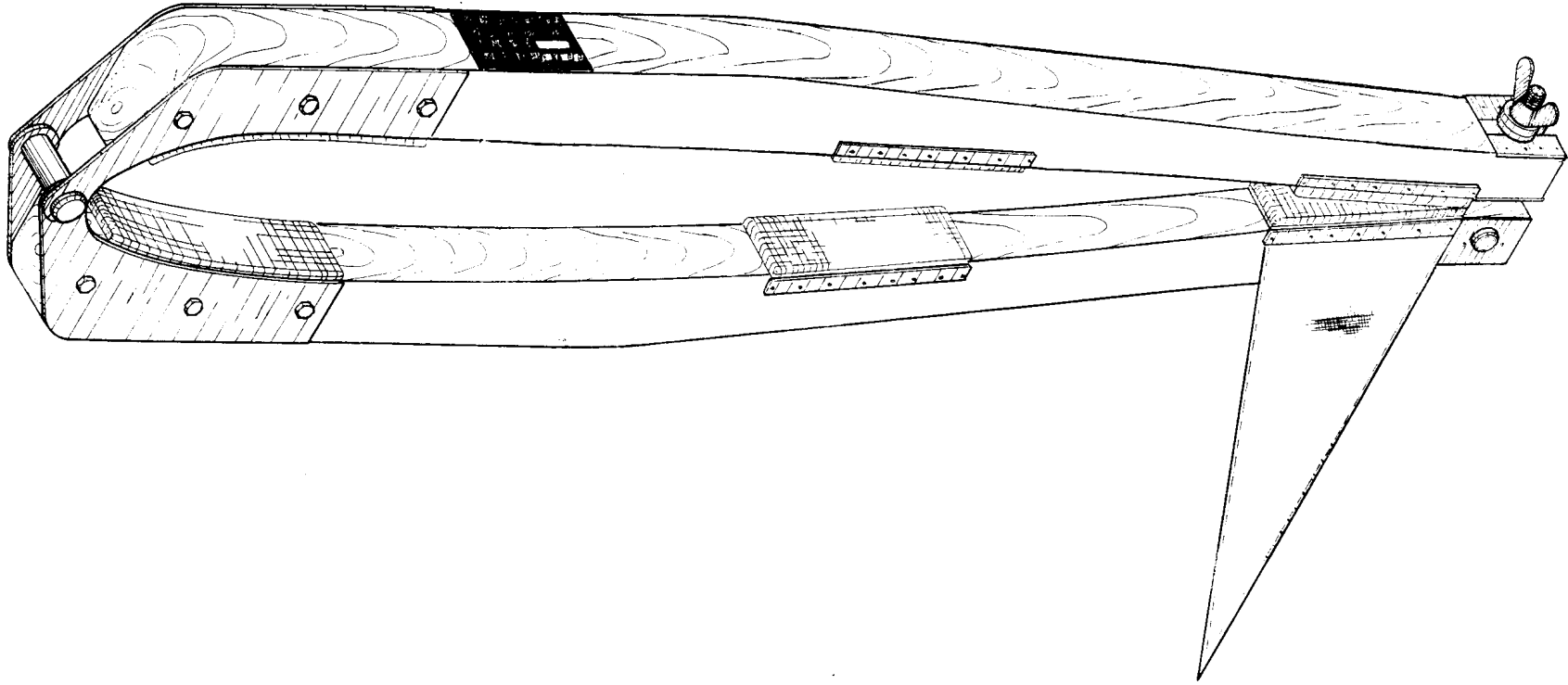


图3-4 方向舵弓形夹 升降舵弓形夹

Fig.3-4 Rudder clamp Elevator clamp

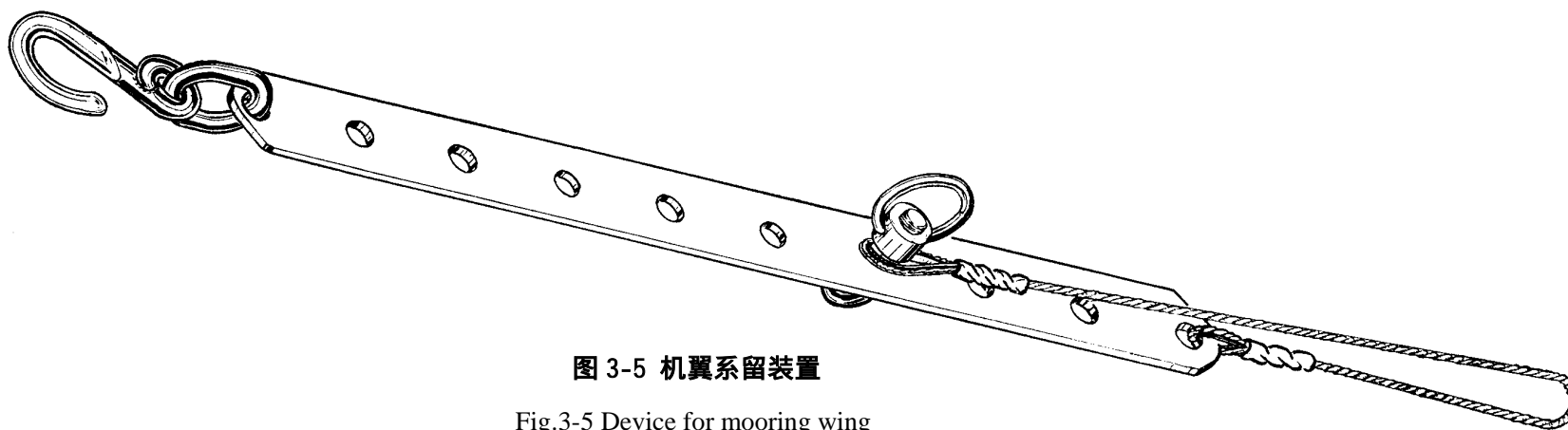


图 3-5 机翼系留装置

Fig.3-5 Device for mooring wing

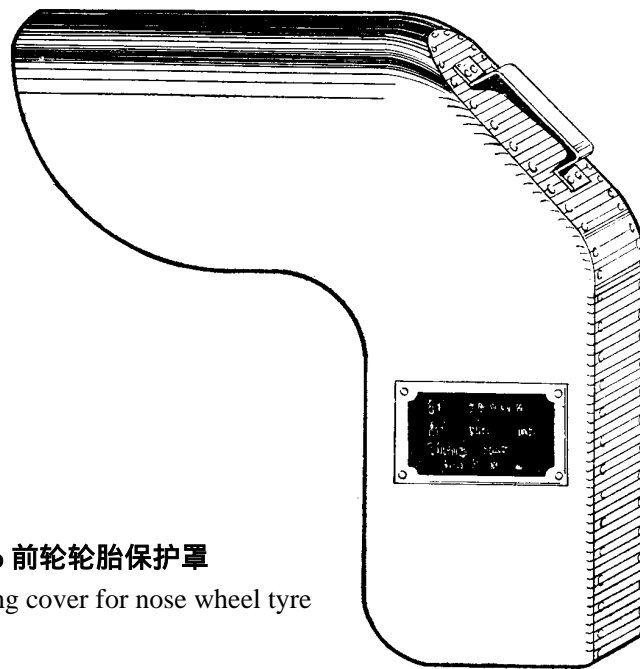


图 3-6 前轮轮胎保护罩

Fig.3-6 Protecting cover for nose wheel tyre

插图 Fig.		名 称 Nomenclature	件 号 Part No.	件数 Qty	详见图号 Ref. Fig. No.	材 料 Material	备 注 Remarks
图号 No.	图位编号 Loc. No.						
3-7		工作梯 Service ladder	H2-9820-700	1		装 配 件 Assembly	
3-8		轮 挡 Chock	H2-9830-300A	2		装 配 件 Assembly	
3-9		手拖牵引器 Towing bar	H2-9830-600	1		装 配 件 Assembly	
3-10		汽油桶 Gasoline can	H2-9850-200	1		装 配 件 Assembly	
3-11		滑油桶 Oil can	H2-9850-300	1		装 配 件 Assembly	
3-12		发动机左排气管罩盖 Cover of engine left exhaust tube	H2-9830-700	1		装 配 件 Assembly	
		发动机右排气管罩盖 Cover of engine right exhaust tube	H2-9830-800	1		装 配 件 Assembly	
3-13		加油凳 Oil filling stool	H2-9820-900	1		装 配 件 Assembly	
3-14		注后机盒用滑油漏斗 Oil funnel for oiling rear case	H2-9850-1000	1		装 配 件 Assembly	

插图 Fig.		名 称 Nomenclature	件 号 Part No.	件数 Qty	详见图号 Ref. Fig. No.	材 料 Material	备 注 Remarks
图号 No.	图位编号 Loc. No.						
3-15		注前机盒用滑油漏斗 Oil funnel for oiling front case	H2-9850-400	1		装 配 件 Assembly	
3-16		机身尾部千斤顶 Tail jack	H2-9810-200	1		装 配 件 Assembly	
3-17		中翼千斤顶 Midwing jack	H2-9820-200	1		装 配 件 Assembly	
3-18		头部千斤顶 Nose jack	H2-9850-t00	1		装 配 件 Assembly	
3-19		履历本袋 Bag for log book	H2-9201-30	1		装 配 件 Assembly	
3-20		大履历本袋 Bag for big log book	H8-9201-40	1		装 配 件 Assembly	
3-21		滑油散热器堵头 Oil radiator plug	H2-920]-50	1		装 配 件 Assembly	
3-22		滑油散热器冬季布套 Oil radiator winter cloth	H2-9250-10	1		装 配 件 Assembly	
3-23		滑油袋冬季布套 Oil bag winter cloth cover	H2-9250-30	1		装 配 件 Assembly	

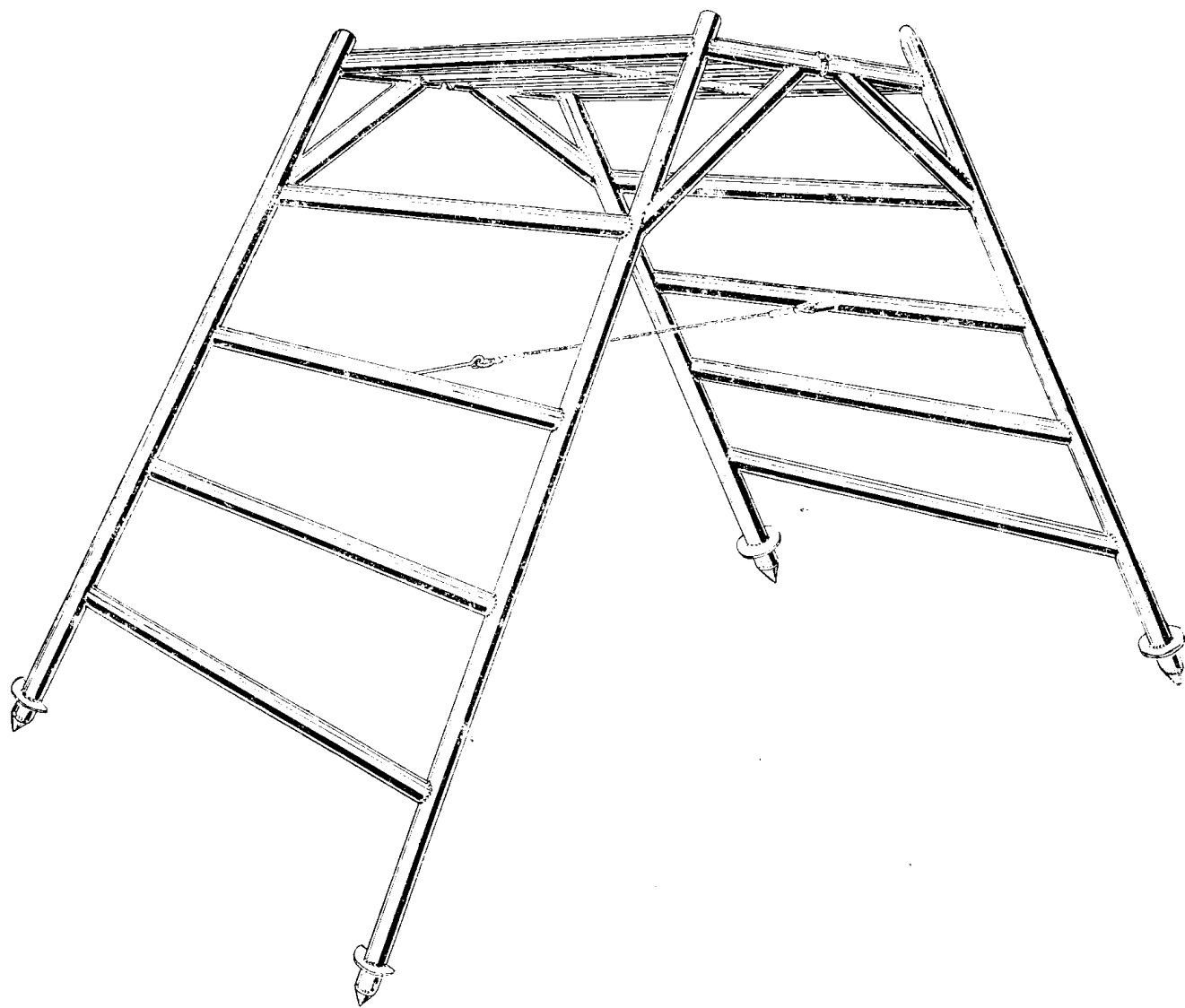


图3-7 工作梯

Fig.3-7 Service ladder

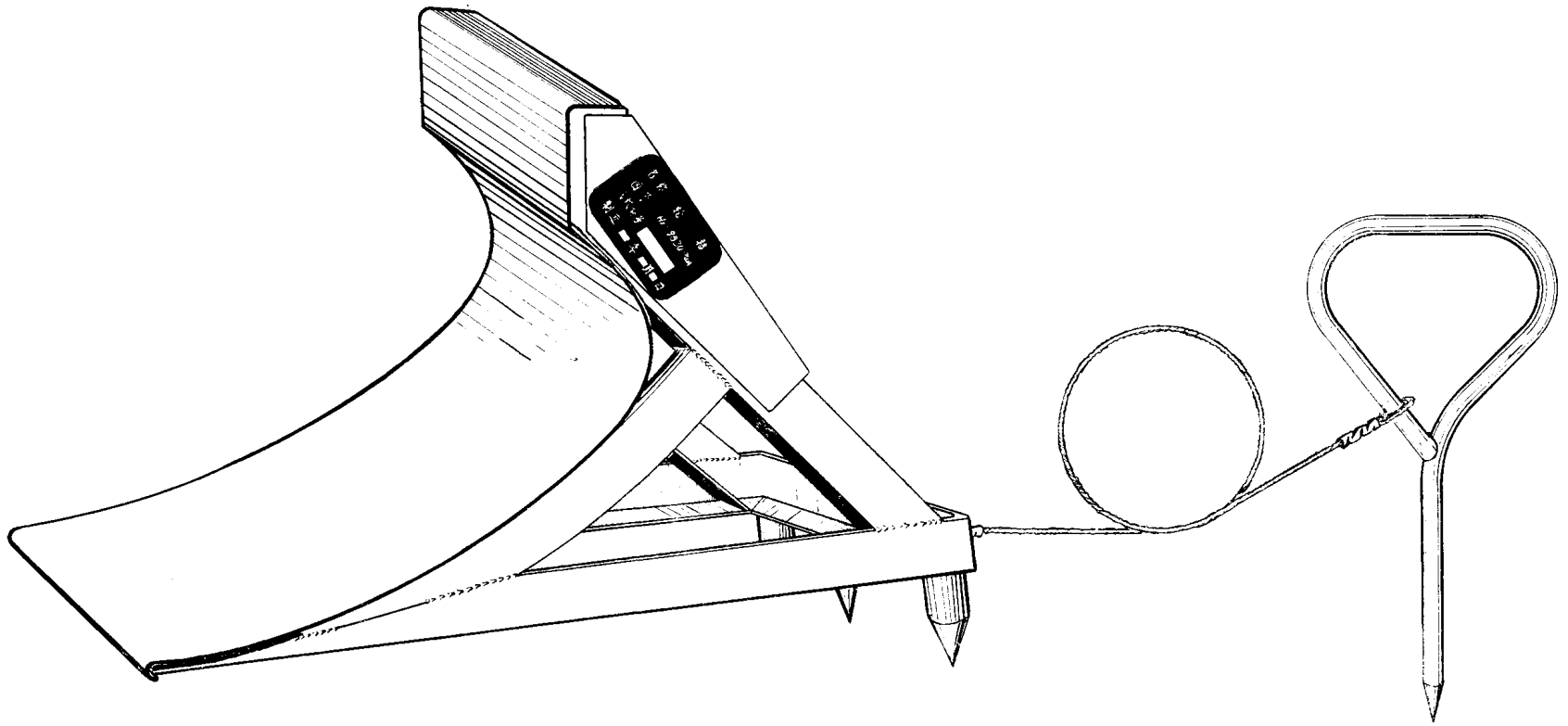


图3-8 轮 挡

Fig.3-8 Chock

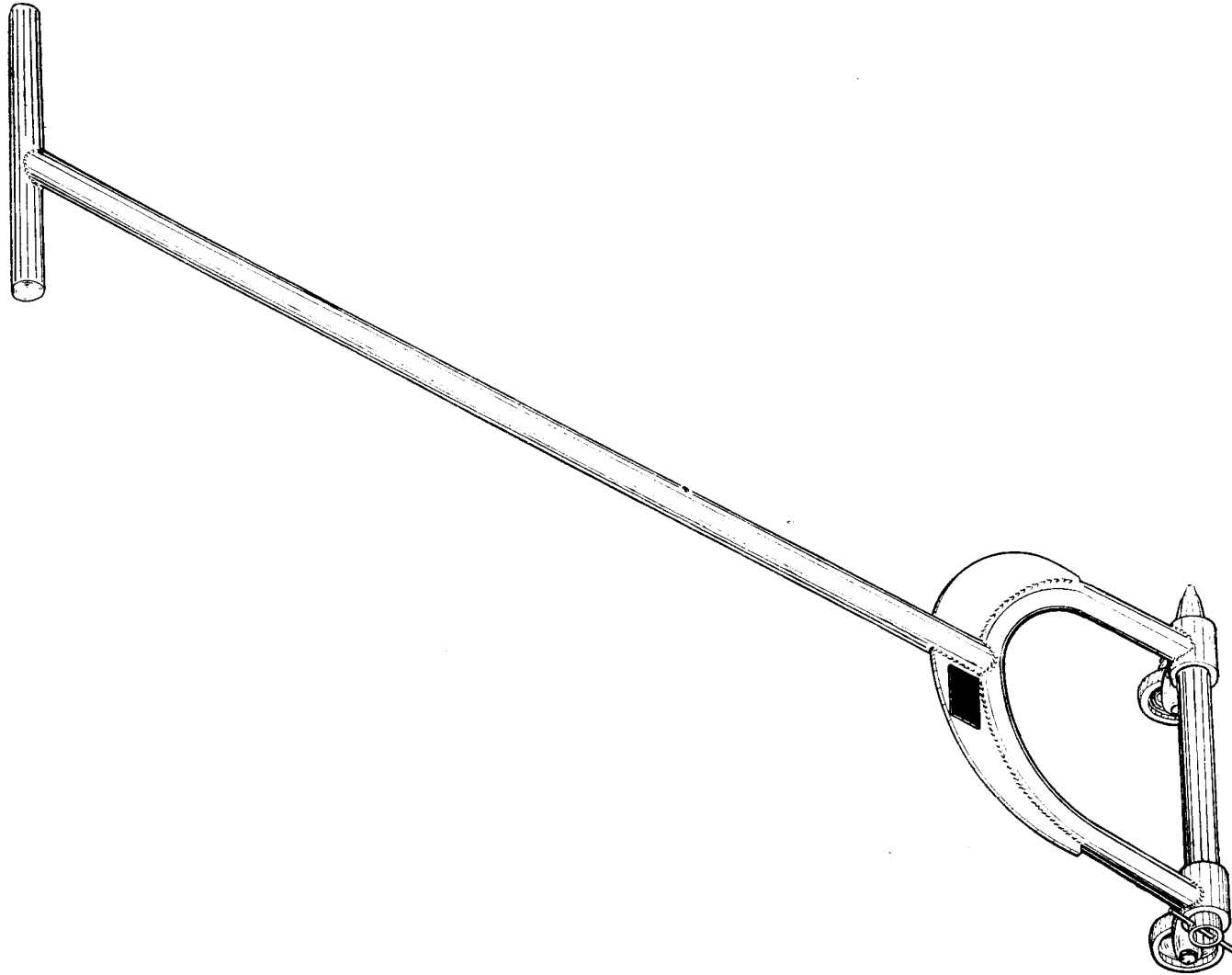


图3-9 手拖牵引器

Fig.3-9 Towing bar



图3-10 汽油桶
Fig.3-10 Gasoline can

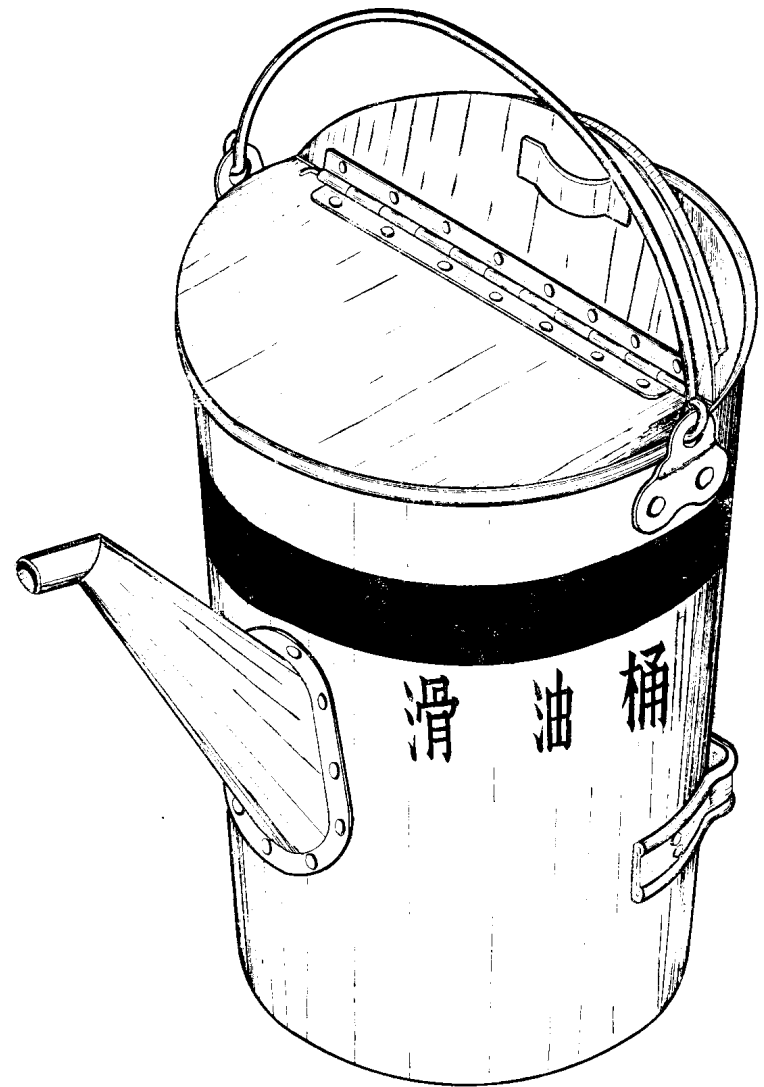


图3-11 滑油桶
Fig.3-11 Oil can

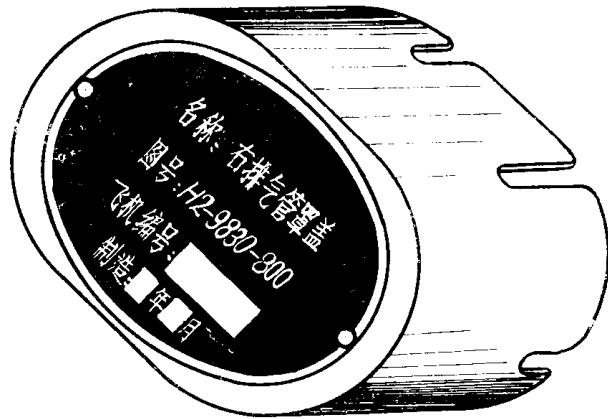
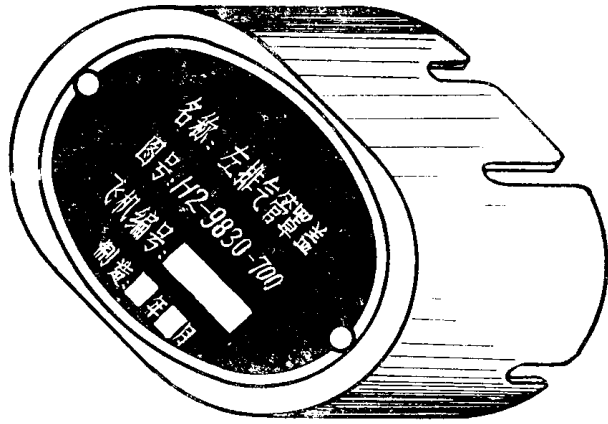


图3-12 发动机左排气管罩盖
发动机右排气管罩盖
Fig.3-12 Cover of engine left exhaust
Cover of engine right exhaust

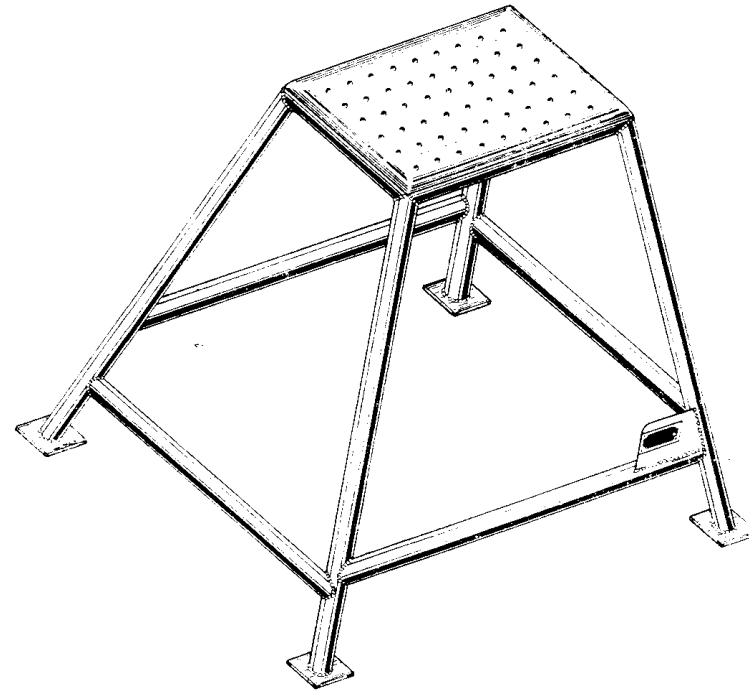


图3-13 加油凳
Fig.3-13 Oil filling stool



图3-14 注后机盒用滑油漏斗

Fig.3-14 Oil funnel for oiling rear case

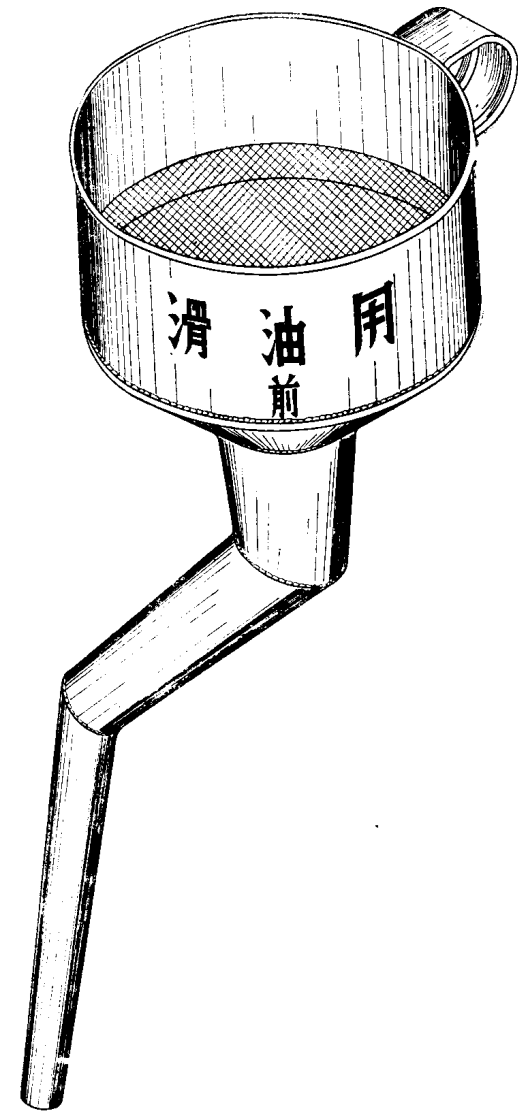


图3-15 注前机盒用滑油漏斗

Fig.3-15 Oil funnel for oiling front case

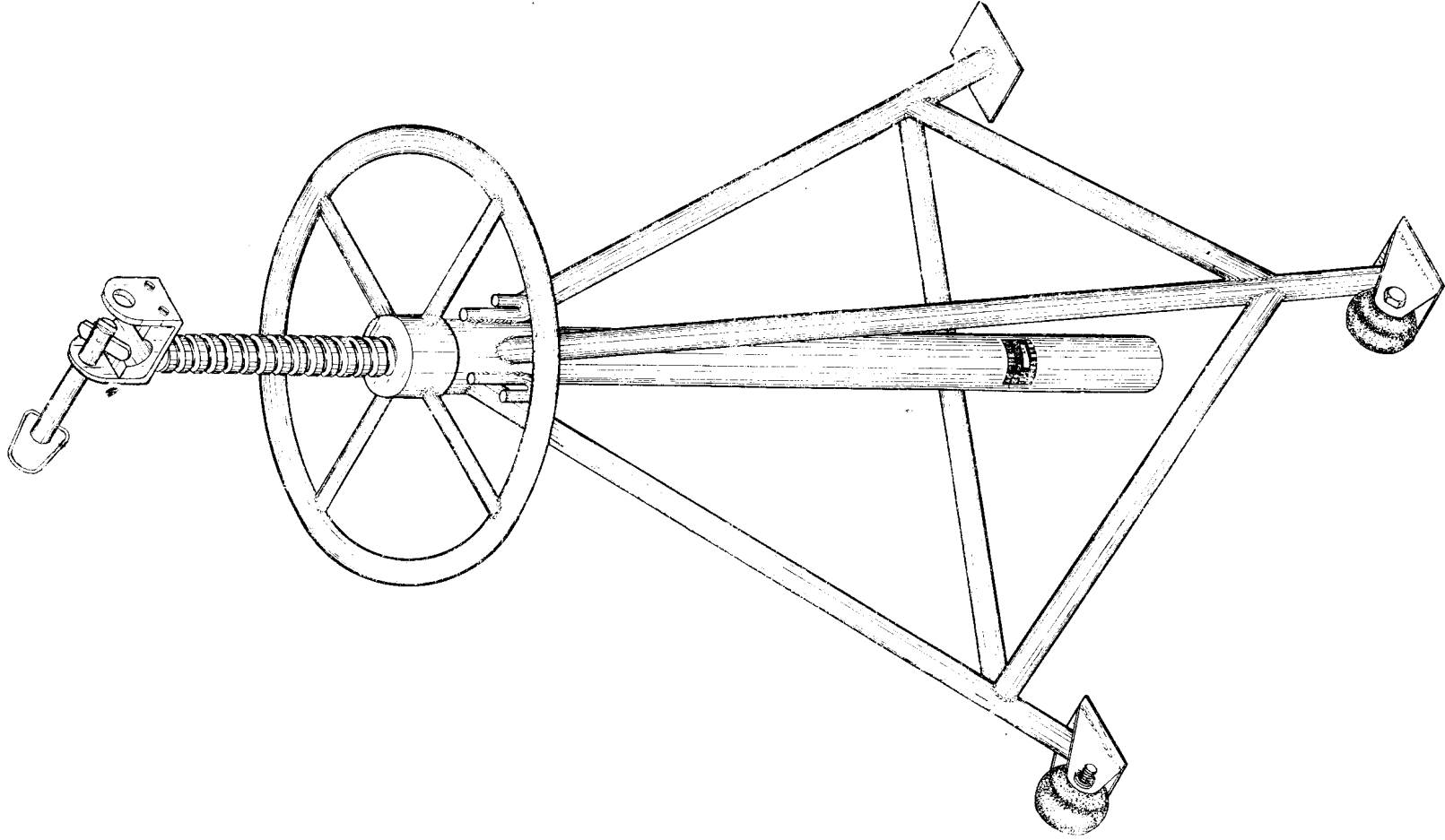


图3-16 机身尾部千斤顶

Fig.3-16 Tail jack

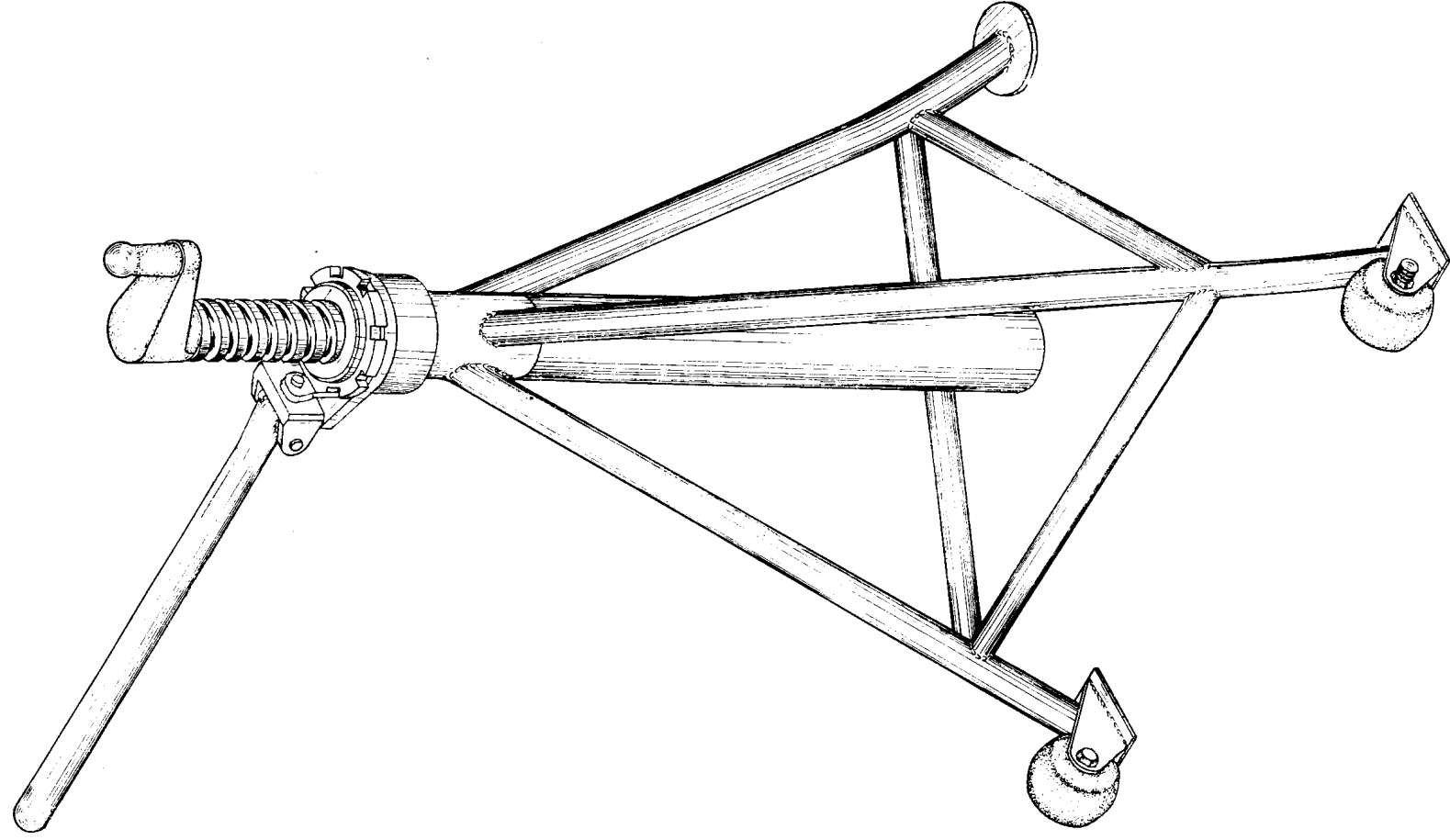


图3-17 中翼千斤顶

Fig.3-17 Midwing jack

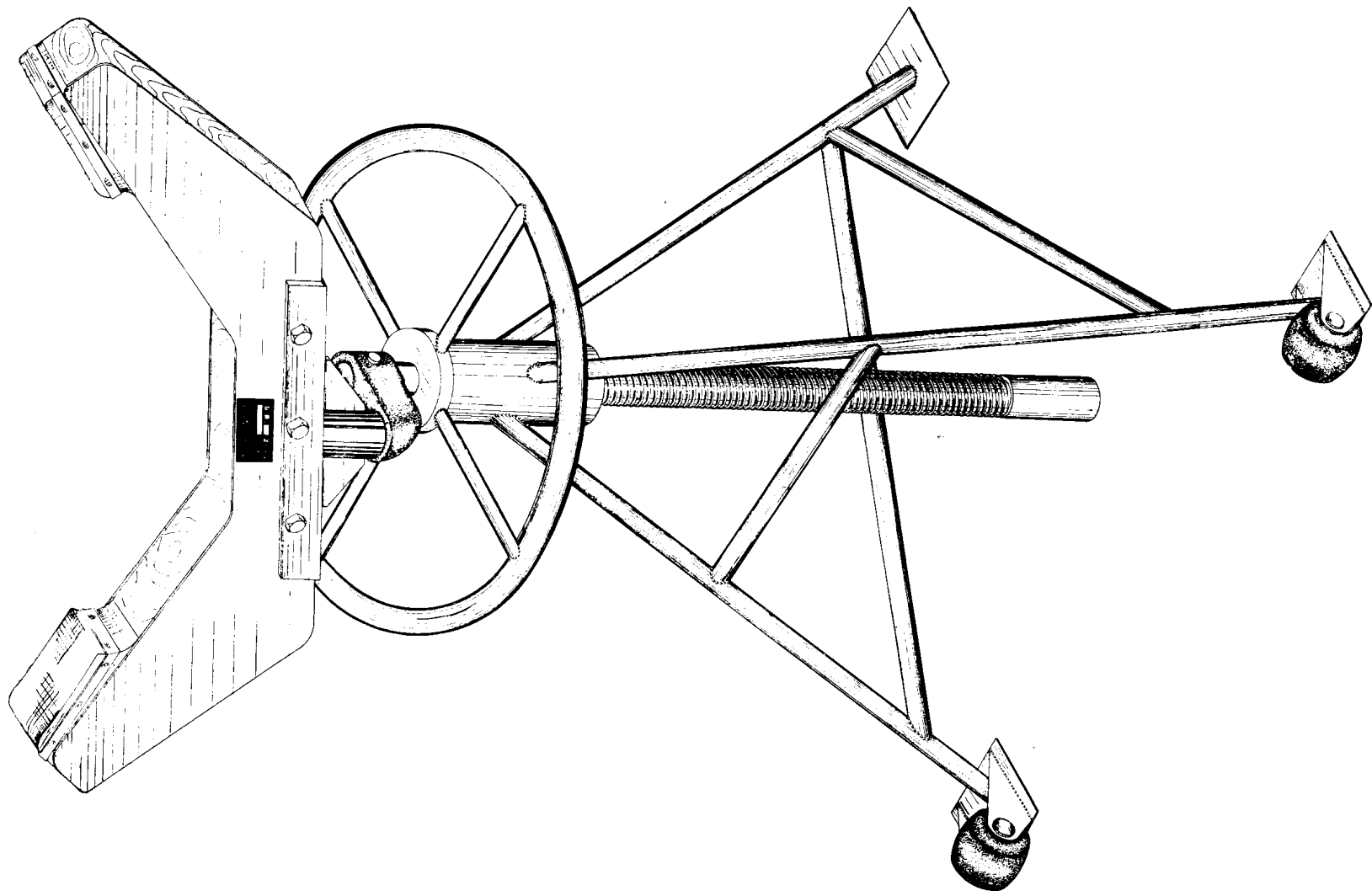


图3-18 头部千斤顶

Fig.3-18 Nose jack



图3-19 履历本袋
Fig.3-19 Bag for log book



图3-20 大履历本袋
Fig.3-20 Bag for big log book

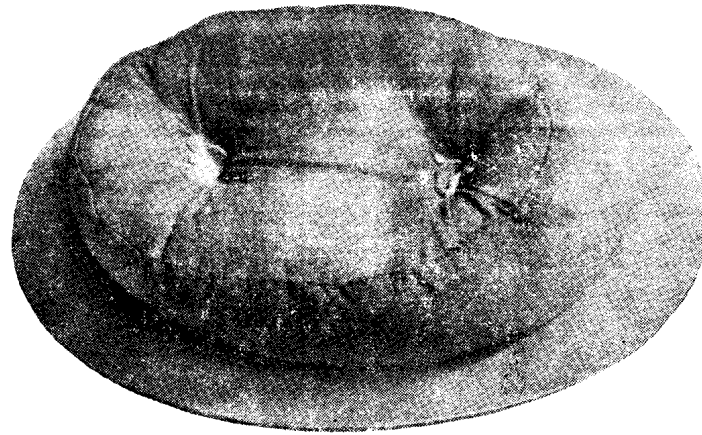


图3-21 滑油散热器堵头

Fig.3-21 Oil radiator plug




图3-22 滑油散热器冬季布套

Fig.3-22 Oil radiator winter cloth




图3-23 滑油袋冬季布套
Fig.3-23 Oil bag winter cloth cover




图3-24 P-2布套
Fig.3-24 Cloth cover P-2

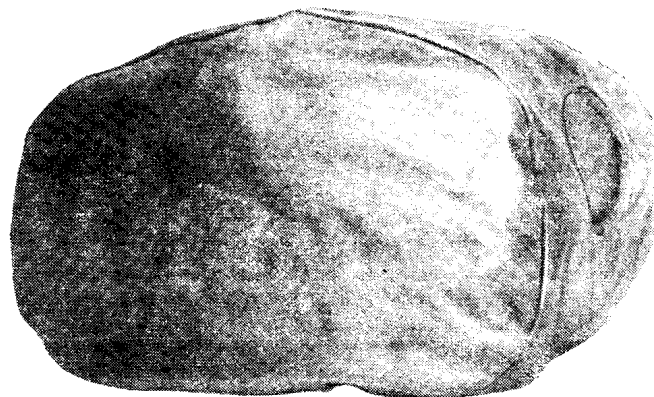


图3-25 滑油箱布套
Fig.3-25 Oil tank cloth cover

插图 Fig.		名 称 Nomenclature	件 号 Part No.	件数 Qty	详见图号 Ref. Fig. No.	材 料 Material	备 注 Remarks
图号 No.	图位编号 Loc. No.						
3-24		P-2 布套 Cloth cover P-2	H2-9250-40	1		装 配 件 Assembly	
3-25		滑油箱布套 Oil tank cloth cover	H2-9250-50	1		装 配 件 Assembly	
3-26		发动机罩冬季布套 Winter cover for engine cowling	H2-9250-1000	1		装 配 件 Assembly	
3-27		脚踏板 Footrest	H2-9820-100	1		装 配 件 Assembly	
3-28		轮轴轴承拆卸夹具 Clamp for dismounting bearing of wheel shaft	H2-9830-200	1		装 配 件 Assembly	
3-29		减震支柱充气夹具 Air charging clamp for damp strut	H2-9830-400	1		装 配 件 Assembly	
3-30		牵引器 Towing bar	H2-9830-500	1		装 配 件 Assembly	
3-31		冷气充气编织软管 Air charging spliced hose	H2-9840-100A	1		装 配 件 Assembly	
3-32		接油盘车托 Trolley for oil collecting pan	H2-9850-900	1		装 配 件 Assembly	



图3-26 发动机罩冬季布套

Fig.3-26 Winter cover for engine cowling



图3-27 脚踏板

Fig.3-27 Footrest

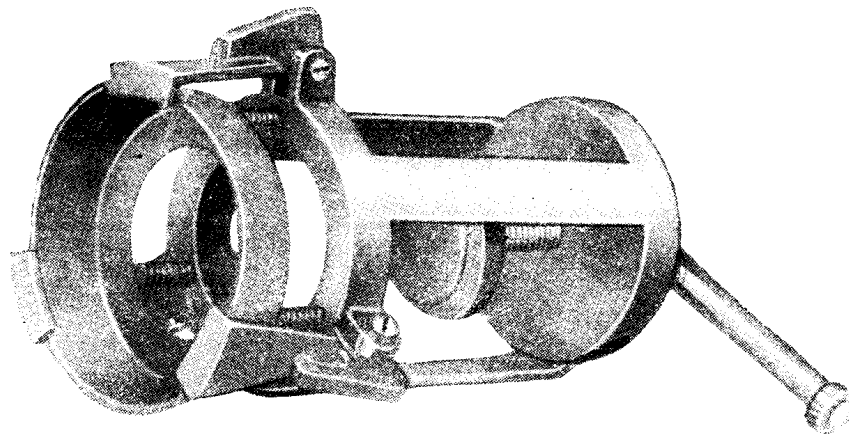


图3-28 轮轴轴承拆卸夹具

Fig.3-28 Clamp for dismounting bearing of wheel shaft





图3-29 减震支柱充气夹具

Fig.3-29 Air charging clamp for damp strut

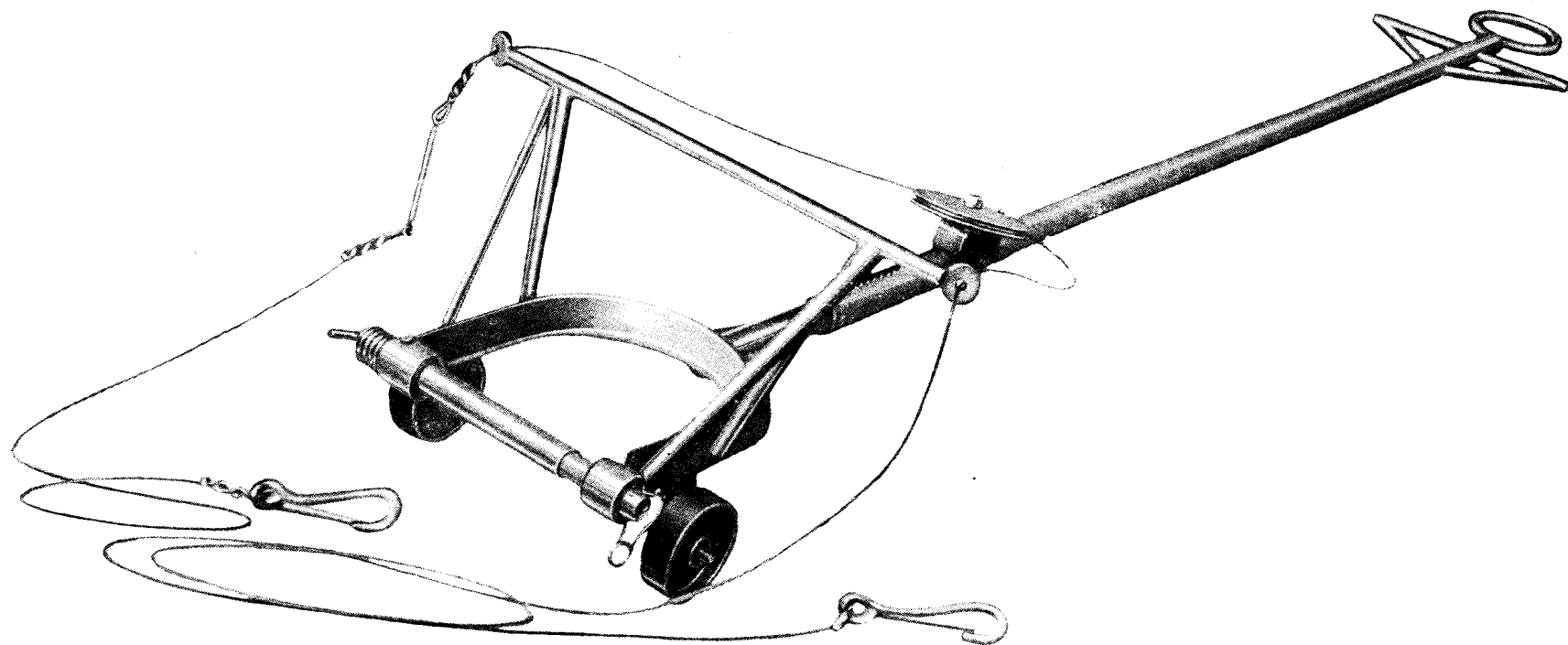


图 3-30 牵引器
Fig.3-30 Towing bor

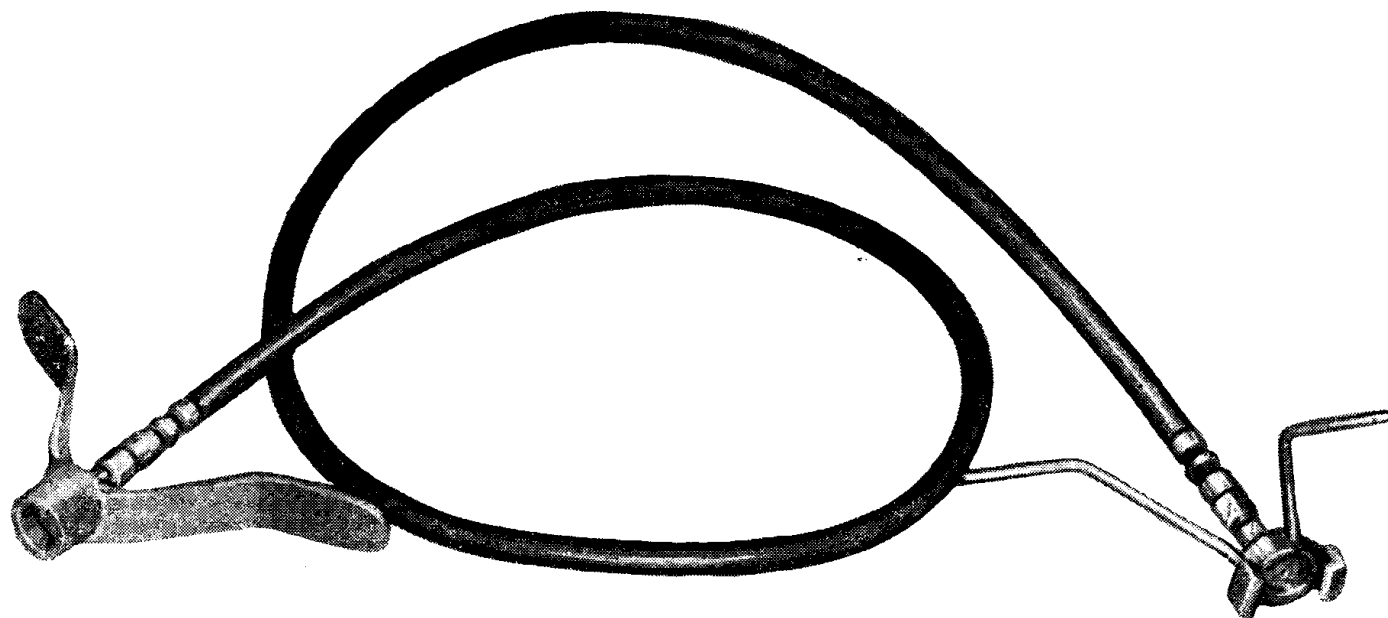


图3-31 冷气充气编织软管

Fig.3-31 Air charging spliced hose




图3-32 接油盘车托

Fig.3-32 Trolley for oil collecting pan

标准件对照表

STANDARD PARTS COMPARISON TABLE

原用标准号 Original standard No.	应转换的标准号 New standard No.	对照依据 Comparision basis	原用标准号 Original standard No.	应转换的标准号 New standard No.	对照依据 Comparision basis	
HB1-126Gd ₁ ×L	HB1-152Gd ₁ ×L	BJ1102-8801	HB1-609-ddc ₄ ×L	HB1-609-df9×L	BJ1102-8801	
HB1-126Gd ₁ ×L×C	HB1-152Gd ₁ ×L×C		HB1-609-djf×L	HB1-609-dr6×L		
HB1-126-d ₁ ×L	HB1-152-d ₁ ×L		HB1-610-dd ₆ ×L	HB1-610-dh11×L		
HB1-126-d ₁ ×L×C	HB1-152-d ₁ ×L×C		HB1-610-ddc ₄ ×L	HB1-610-df9×L		
HB1-126Fd ₁ ×L	HB1-152Fd ₁ ×L		HB1-610+djf×L	HB1-610-dr6×L		
HB1-126Fd ₁ ×L×C	HB1-152Fd ₁ ×L×C		HB1-611LHd	HB1-611-d		
HB1-126LAd ₁ ×L	HB1-152LAd ₁ ×L					
HB1-126LAd ₁ ×L×C	HB1-152LAd ₁ ×L×C					
HB1-126TAd ₁ ×L	HB1-152TAd ₁ ×L					
HB1-126TAd ₁ ×L×C	HB1-152TAd ₁ ×L×C					
HB1-202G-d×L	HB1-221G-d×L			HB1-701Gdje×L		HB1-701Gdr6×L
HB1-202d×L	HB1-221d×L			HB1-701dje×L		HB1-701-dr6×L
HB1-202F-d×L	HB1-221F-d×L			HB1-701HCdje×L		HB1-701HCdr6×L
HB1-2021A-d×L	HB1-2211A-d×L			HB1-701GFdje×L		HB1-701-GFdr6×L
HB1-202TA-d×L	HB1-221TA-d×L			HB1-701Gdjb ₃ ×L		HB1-701Gdu8×L
2HB1-504J d ₀	2HB1-504- d ₀			HB1-701-djb ₃ ×L		HB1-701du8×L
HB1-603LE d ₀ ×L	HB1-603- d ₀ ×L			HB1-701HCdjb ₃ ×L		HB1-701HCdu8×L
HB1-606FAD	HB1-606-D			HB1-701GFdjb ₃ ×L		HB1-701GFdu8×L
HB1-609-dd ₆ ×L	HB1-609-dh11×L			HB1-701Gdga×L		HB1-701Gdn6×L

原用标准号 Original standard No.	应转换的标准号 New standard No.	对照依据 Comparsion basis	原用标准号 Original standard No.	应转换的标准号 New standard No.	对照依据 Comparsion basis
HB1-701-dga×L	HB1-701-dn6×L	BJ1102-8801	1HB1-808-5	1HB1-808-M5	BJ1102-8801
HB1-701HCdga×L	HB1-701HCdn6×L		1HB1-808-6	1HB1-808-M6	
HB1-701GFdga×L	HB1-701GFdn6×L		1HB1-808-8	1HB1-808-M3	
HB1-701Gdd×L	HB1-701Gdh6×L		1HB1-818FA4	1HB1-818FA-M4	
HB1-701-dd×L	HB1-701-dh6×L		1HB1-818FA5	1HB1-818FA-M5	
HB1-701HCdd×L	HB1-701HCdh6×L		1HB1-818FA6	1HB1-818FA-M6	
HB1-701GFdd×L	HB1-701GFdh6×L		1HB1-818GD4	1HB1-818GD-M4	
1HB1-704G 序号×L	1HB1-704GD×L		1HB1-818GD5	1HB1-818GD-M5	
1HB1-704-序号×L	1HB1-704-D×L		1HB1-818GD6	1HB1-818GD-M6	
3HB1-704GD 序号	3HB1-704-序号		3HB1-818-4	3HB1-818M4	
HB1-705GE 序号	HB1-705-序号		3HB1-818-5	3HB1-818M5	
HB1-706DdC4×L	HB1-706-Df9×L		3HB1-818-6	2HB1-818M6	
1HB1-706G 序号×L	1HB1-706GD×L		HB2-3 左 $\delta \times H$	HB2-3 左- $\delta \times H$	
1HB1-706-序号×L	1HB1-706-D×L		HB2-51-序号	HB2-51LL-序号	
2HB1-706-DdC4×L	2HB1-706-Df9×L		HB2-51F 序号	HB2-51FD-序号	
3HB1-706HE 序号	3HB1-706-序号		HB2-52-序号	HB2-52LL-序号	
1HB1-805d	1HB1-805-d		HB2-52F 序号	HB2-52FD-序号	
1HB1-808-4	1HDI-808-M4		HB3-10-dGb×L×h	HB3-10HFdM7×L×h	

原用标准号 Original standard No.	应转换的标准号 New standard No.	对照依据 Comparison basis	原用标准号 Original standard No.	应转换的标准号 New standard No.	对照依据 Comparison basis
HB3-10-dD×L×h	HB3-10HFdH7×L×h	BJ1102-8801	HB3-13-dD4×D×L	HB3-13HFdH9×D×L	BJ1102-8801
HB3-10-dD4×L×h	HB3-10HFdH9×L×h		HB3-13FdGb×D×L	HB3-13FdM7×D×L	
HB3-10FdGb×L×h	HB3-1QFdM7×L×h		HB3-13FdD×D×L	HB3-13FdH7×D×1	
HB3-10FdD×L×h	HB3-10FdH7×L×h		HB3-13FdD4×D×L	HB3-13FdH9×D×I	
HB3-10FdD4×L×h	HB3-10FdH9×L×h		HB3-13TAdGb×D×L	HB3-13TAdM7×D×L	
HB3-10TAdGb×L×h	HB3-10TAdM7×L×h		HB3-13TAdD×D×L	HB3-13TAdH7×D×L	
HB3-10TAdD×L×h	HB3-10TAdH7×L×h		HB3-13TAdD4×D×L	HB3-13TAdH9×D×L	
HB3-10TAdD4×L×h	HB3-10TAdH9×L×h		HB3-13TEdGb×D×L	HB3-13TEdM7×D×L	
HB3-10TEdGb×L×h	HB3-10TEdM7×L×h		HB3-13TEdD×D×L	HB3-13TEdH7×D×L	
HB3-10TEdD×L×h	HB3-10TEdH7×L×h		HB3-13TEdD4×D×L	HB3-13TEdH9×D×L	
HB3-10TEdD4×L×h	HB3-10TEdH9×L×h		HB3-15GD×B	HB3-15GDD×B	
HB3-11Gd×D×L	HB3-11GDd×D×L		HB3-15FD×B	HB3-15FDD×B	
HB3-11Gd×D×LB	HB3-11GDd×D×LBB		HB3-15-D×B	HB3-15LBD×B	
HB3-11-d×D×L	HB3-11HFd×D×L		HB3-16GD	HB3-16GDD	
HB3-11-d×D×LB	HB3-11HFd×D×LBB		HB3-16-D	HB3-16LBD	
HB3-12-d×D×L	HB3-12HFd×D×L		HB3-17GD	HB3-17GDD	
HB3-13-dGb×D×L	HB3-13HFdM7×D×L		HB3-17-D	HB3-17LBD	
HB3-13-dD×D×L	HB3-13HFdH7×D×L		HB3-18GD	HB3-18GDD	

原用标准号 Original standard No.	应转换的标准号 New standard No.	对照依据 Comparision basis
HB3-18-D	HB3-18LBD	BJ1102-8801
HB3-19GD	HB3-19GDD	
HB3-19-D	HB3-19LBD	
HB3-22-d×BB	HB3-22-d×BBB	
HB3-25GD	HB3-25GDD	
HB3-25GDB	HB3-25GDDB	
HB3-25-D	HBS-25LBD	
HB3-25-DB	HB3-25LBDB	
1HB3-25GD	1HB3-25GDD	
1HB3-25-D	1HB3-25LBDYZ	
HB3-26GD	HB3-26GDD	
HB3-26GDB	HB3-26GDDB	
HB3-26-D	HB3-26LBD	
HB3-26-DB	HB3-26LBDB	
1HB3-26GD	1HB3-26GDD	
1HB3-26-D	1HB3-26LBDYZ	
HB3-27GD	HB3-27GD-D	
HB3-27GDB	HB3-27GD-DB	

原用标准号 Original standard No.	应转换的标准号 New standard No.	对照依据 Comparision basis
HB3-27-D	HB3-27LB-D	BJ1102-8801
HB3-27-DB	HB3-27LB-DB	
1HB3-27GD	1HB3-27GDD	
1HB3-27-D	1HB3-27LBDYZ	
6HB3-30	6HB3-30-M6	
HB3-44AB×L ₂ ×L ₃	HB3-44AB×L ₁ ×L ₂	
HB3-44BB×L ₂ ×L ₃	HB3-44BB×L ₁ ×L ₂	
1HB3-44-B×L ₂	1HB3-44-B×L ₁	
2HB3-44-B×L ₃	2HB3-44-B×L ₂	
HB4-4G d ₀ Cd	HB4-4G d ₀ CdD	
HB4-4F d ₀	HB4-4FA d ₀	
HB4-5G d ₀ Cd	HB4-5G d ₀ CdD	
HB4-5F d ₀	HB4-5FA d ₀	
HB4-7G d ₀ Cd	HB4-7G d ₀ CdD	
HB4-7F d ₀	HB4-7FA d ₀	
HB4-8G d ₀ Cd	HB4-8G d ₀ CdD	
HB4-8F d ₀	HB4-8FA d ₀	
HB4-10G d ₀ Cd	HB4-10G d ₀ CdD	

原用标准号 Original standard No.	应转换的标准号 New standard No.	对照依据 Comparision basis	原用标准号 Original standard No.	应转换的标准号 New standard No.	对照依据 Comparision basis
HB4-10Fd ₀	HB4-10FAd ₀	BJ1102-8801	HB4-20Fd ₀	HB4-20FA d ₀	BJ1102-8801
HB4-11Gd ₀ Cd	HB4-11Gd ₀ CdD		HB4-21Gd ₀ Cd	HB4-21G d ₀ CdD	
HB4-11Fd ₀	HB4-11FAd ₀		HB4-21Fd ₀	HB4-21FA d ₀	
HB4-13Gd ₀ Cd	HB4-13Gd ₀ CdD		HB4-22Gd ₀ Cd	HB4-22G d ₀ CdD	
HB4-13Fd ₀	HB4-13FAd ₀		HB4-22F d ₀	HB4-22FA d ₀	
HB4-14G d ₀ Cd	HB4-14G d ₀ CdD		HB4-23G d ₀ Cd	HB4-23G d ₀ CdD	
11B4-14F d ₀	HB4-14FA d ₀		HB4-23F d ₀	HB4-23FA d ₀	
HB4-15G d ₀ Cd	HB4-15G d ₀ CdD		HB4-26G d ₀ Cd	HB4-26G d ₀ CdD	
HB4-15F d ₀	HB4-15FA d ₀		HB4-26F d ₀	HB4-26FA d ₀	
HD4-16G d ₀ ×L ₁ Cd	HB4-16G d ₀ ×L ₁ CdD		HB4-27G d ₀ ×d ₀₁ Cd	HB4-27G d ₀ ×d ₀₁ CdD	
HB4-16Fd ₀ ×L ₁	HB4-16FA d ₀ ×L ₁		HB4-27F d ₀ ×d ₀₁	HB4-27FA d ₀ ×d ₀₁	
HB4-17Gd ₀ Cd	HB4-17Gd ₀ CdD		HB4-28G d ₀ ×d ₀₁ Cd	HB4-28G d ₀ ×d ₀₁ CdD	
HB4-17Fd ₀	HB4-17Fa d ₀		HB4-28F d ₀ ×d ₀₁	HB4-28FA d ₀ ×d ₀₁	
HB4-18Gd ₀ ×d ₀₁ Cd	HB4-18G d ₀ ×d ₀₁ CdD		HB4-29G d ₀ Cd	HB4-29G d ₀ CdD	
HB4-18Fd ₀ ×d ₀₁	HB4-18FA d ₀ ×d ₀₁		HB4-29F d ₀	HB4-29FA d ₀	
HB4-19Gd ₀ Cd	HB4-19Gd ₀ CdD		HB4-46G-dCd	HB4-46G-dCdD	
HB4-19Fd ₀	HB4-19FAd ₀		HB4-47G-dCd	HB4-47G-dCdD	
HB4-20Gd ₀ Cd	HB4-20Gd ₀ CdD		HB4-53-67	HB4-53-83	

原用标准号 Original standard No.	应转换的标准号 New standard No.	对照依据 Comparision basis	原用标准号 Original standard No.	应转换的标准号 New standard No.	对照依据 Comparision basis
HB4-56/57-材料代号-密封 圈号 H(气)	HB4-56/57-材料代号-密 封圈号 H	BJ1102-8801	HB5-4-4C7×7-2.52	HB5-4-4C7×7-2.50	BJ1102-8801
HB4-68-d	HB4-68d		HB5-4-7×19-3	HB5-4-7×19-3.00	
HB5-2-7×7-1.8×1 ₁ ×d ₁	HB5-2-7×7-1.8b×1 ₁ ×d ₁		HB5-4-7×7-3.06	HB5-4-7×7-3.05	
HB5-2-7×7-2.16×1 ₁ ×d ₁	HB5-2-7×7-2.15×1 ₁ ×d ₁		HB5-4-7×7-3.6	HB5-4-7×7-3.60	
HB5-2-7×7-2.52×1 ₁ ×d ₁	HB5-2-7×7-2.50×1 ₁ ×d ₁		HB5-4-7×19-3.6	HB5-4-7×19-3.60	
HB5-3-7×7-1.8	HB5-3-7×7-1.80		HB5-4-7×19-4.2	HB5-4-7×19-4.20	
HB5-3-7×7-2.16	HB5-3-7×7-2.15		HB5-4-7×7-4.5	HB5-4-7×7-4.50	
HB5-3-7×7-2.52	HB5-3-7×7-2.50		HB5-4-7×19-5.1	HB5-4-7×19-5.10	
HB5-3-7×7-3.06	HB5-3-7×7-3.05		HB5-4-7×19-6	HB5-4-7×19-6.00	
HB5-3-7×7-3.6	HB5-3-7×7-3.60		HB5-4-7×19-7.5	HB5-4-7×19-7.50	
HB5-3-7×19-3.0	HB5-3-7×19-3.00		HB5-8-d	HB5-8-d	
HB5-3-7×19-3.6	HB5-3-7×19-3.60		HB5-8-1.5	HB5-8-1.50	
HB5-4-4A7×7-d	HB5-4-4A7×7-d		HB5-8-1.8	HB5-8-1.80	
HB5-4-4B7×7-d	HB5-4-4B7×7-d		HB5-8-2.16	HB5-8-2.15	
HB5-4-4C7×7-d	HB5-4-4C7×7-d		HB5-8-2.52	HB5-8-2.50	
HB5-4-4C7×7-1.8	HB5-4-4C7×7-1.80		HB5-8-3.06	HB5-8-3.05	
HB5-4-4C7×7-2.16	HB5-4-4C7×7-2.15		HB5-8-3.6	HB5-8-3.60	
			HB5-8-4.2	HB5-8-4.20	

原用标准号 Original standard No.	应转换的标准号 New standard No.	对照依据 Comparsion basis	原用标准号 Original standard No.	应转换的标准号 New standard No.	对照依据 Comparsion basis
HB5-9-d	HB5-9-d	BJ1102-8801	1HB5-9-7.5	1HB5-9-750	BJ1102-8801
HB5-9-1.8	HB5-9-1.80		HB5-10-d	HB5-10-d	
HB5-9-2.16	HB5-9-2.15		HB5-10-I.6	HB5-10-1.60	
HB5-9-2.52	HB5-9-2.50		HB5-10-2	HB5-10-2.00	
HB5-9-3.06	HB5-9-3.05		HB5-10-2.5	HB5-10-2.50	
HB5-9-3.6	HB5-9-3.60		HB5-10-3	HB5-10-3.00	
HB5-9-4.2	HB5-9-4.20		HB5-10-3.6	HB5-10-3.60	
HB5-9-5.1	HB5-9-5.10		1HB5-10-d	1HB5-10-d	
HB5-9-6	HB5-9-6.00		1HB5-10-1.6	1HB5-10-1.60	
HB5-9-7.5	HB5-9-7.50		1HB5-10-2	1HB5-10-2.00	
1HB5-9-d	1HB5-9-d		1HB5-10-2.5	1HB5-10-2.50	
1HB5-9-1.8	1HB5-9-1.80		1HB5-10-3	1HB5-10-3.00	
1HB5-9-2.16	1HB5-9-2.15		1HB5-10-3.6	1HB5-10-3.60	
1HB5-9-2.52	1HB5-9-2.50		HB5-12-序号×d×L	HB5-12-序号×d×L	
1HB5-9-3.06	1HB5-9-305		HB5-12-序号×1.8×L	HB5-12-序号×1.80×L	
1HB5-9-3.6	1HB5-9-3.60		HB5-12-序号×2.16×L	HB5-12-序号×2.15×L	
1HB5-9-4.2	1HB5-9-420	HB5-12-序号×2.52×L	HB5-12-序号×2.50×L		
1HB5-9-5.1	1HB5-9-5.10	HB5-12-序号×3×L	HB5-12-序号×3.00×L		
1HB5-9-6	1HB5-9-6.00				

原用标准号 Original standard No.	应转换的标准号 New standard No.	对照依据 Comparsion basis	原用标准号 Original standard No.	应转换的标准号 New standard No.	对照依据 Comparsion basis
HB5-12-序号×3.6×L	HB5-12-序号×3.60×L	BJ1102-8801	HB5-14-2.16	HB5-14-2.15	BJ1102-8801
HB5-12-序号×4.2×L	HB5-12-序号×4.20×L		HB5-14-2.52	HB5-14-2.50	
HB5-12-序号×5.1×L	HB5-12-序号×5.10×L		HB5-14-3	HB5-14-3.00	
HB5-12-序号×6×L	HB5-12-序号×6.00×L		HB5-14-3.6	HB5-14-3.60	
HB5-12-序号×7.5×L	HB5-12-序号×7.50×L		HB5-14-42	HB5-14-4.20	
HB5-13-d	HB5-13-d		HB5-14-5.1	HB5-14-5.10	
HB5-13-1.8	HB5-13-1.80		HB5-14-6	HB5-14-6.00	
HB5-13-2.16	HB5-13-2.15		HB5-14-7.5	HB5-14-7.50	
HB5-13-2.52	HB5-13-2.50		HB5-15-Ad	HB5-15-Ad	
HB5-13-3	HB5-13-3.00		HB5-15-Bd	HB5-15-Bd	
HB5-13-3.6	HB5-13-3.60		HB5-15-左 Ad	HB5-15-左 Ad	
HB5-13-4.2	HB5-13-4.20		HB5-15-左 Bd	HB5-15-左 Bd	
HB5-13-5.1	HB5-13-5.10		HB5-15-1.8	HB5-15-1.80	
HB5-13-6	HB5-13-6.00		HB5-15-2.16	HB5-15-2.15	
HB5-13-7.5	HB5-13-7.50		HB5-15-2.52	HB5-15-2.50	
HB5-14-d	HB5-14-d	HB5-15-3	HB5-15-3.00		
11B5-14-1.8	HB5-14-1.80	HB5-15-3.6	HB5-15-3.60		
		HB5-15-4.2	HB5-15-4.20		

原用标准号 Original standard No.	应转换的标准号 New standard No.	对照依据 Comparsion basis	原用标准号 Original standard No.	应转换的标准号 New standard No.	对照依据 Comparsion basis
HB5-15-5.1	HB5-15-5.10	BJ1102-8801	1HB5-17-4.2	1HB5-17-4.20	BJ1102-8801
HB5-15-6	HB5-15-6.00		1HB5-17-4.5	1HB5-17-4.50	
HB5-15-7.5	HD5-15-7.50		1HB5-17-5.1	1HB5-17-5.10	
HB5-17-1.8	HB5-17-1.80		1HB5-17-6	1HB5-17-6.00	
HB5-17-2.16	HB5-17-2.15		1HB5-17-7.5	1HB5-17-7.50	
HB5-17-2.52	HB5-17-2.50		HB5-18-2.16	HB5-18-2.15	
HB5-17-3	HB5-17-3.00		HB5-18-2.52	HB5-18-2.50	
HB5-17-3.6	HB5-17-3.60		HB5-18-3	HB5-18-3.00	
HB5-17-4.2	HB5-17-4.20		HB5-18-3.6	HB5-18-3.60	
HB5-17-4.5	HB5-17-4.50		HB5-18-4.2	HB5-18-4.20	
HB5-17-5.1	HB5-17-5.10		HBS-18-4.5	HB5-18-4.50	
HB5-17-6	HB5-17-6.00		HB5-18-5.1	HB5-18-5.10	
HB5-17-7.5	HB5-17-7.50		HB5-18-6	HBS-18-6.00	
1HB5-17-1.8	1HB5-17-1.80		HB5-18-75	HB5-18-7.50	
1HB5-17-2.16	1HB5-17-2.15		1HB5-18-2.16	1HB5-18-2.15	
1HB5-17-2.52	1HB5-17-2.50	1HB5-18-2.52	1HB5-18-2.50		
1HB5-17-3	1HB5-17-3.00	1HB5-18-3	1HB5-18-3.00		
1HB5-17-3.6	1HB5-17-3.60	1HB5-18-3.6	1HB5-18-3.60		

原用标准号 Original standard No.	应转换的标准号 New standard No.	对照依据 Comparision basis
1HB5-18-4.2	1HB5-18-4.20	BJ1102-8801
1HB5-18-4.5	1HB5-18-4.50	
1HB5-18-5.1	1HB5-18-5.10	
1HB5-18-6	1HB5-18-6.00	
1HB5-18-7.5	1HB5-18-7.50	
HB5-36-d	HB5-36HFd	
HB5-36 左 d	HB5-36HF 左 d	
HB5-37-d	HB5-37HFd	
HB5-37-左 d	HB5-37HF 左 d	
HB5-38-d×d ₂	HB5-38HFd×d ₂	
HB5-40LA 左 d×d ₂	HB5-40LA 左 d×d ₂	
HB5-40-d×d ₂	HB5-40HFd×d ₂	
HB5-40 左 d×d ₂	HB5-40HF 左 d×d ₂	
HB6-6-L	HB6-6-L 1HB6-6	
HB6-21-型号 / 序号	HB6-21GD-型号 / 序号	
1HB6-21-序号	1HB6-21GD 序号	
HB6-22-序号	2HB6-21GD 序号	

原用标准号 Original standard No.	应转换的标准号 New standard No.	对照依据 Comparision basis
HB6--22TB 序号	2HB6-21TB 序号	BJ1102-8801
HB6-22LA 序号	2HB6-21LA 序号	
	HB6-28-序号	
HB6-28-序号	HB6-28B-序号	
HB6-37-d×L	HB6-37-d×L HB6-37(B501)-d×L	
1HB6-38-序号 Zn	1HB6-38-序号 ZnD	
HB6-39-1×L	HB6-74TD-2×L	BJ1102-8904
HB6-39-2×L	HB6-74TD-3×L	
HB6-39-3×L	HB6-74TD-4×L	
HB6-39-4×L	HB6-74TD-8×L	
HB6-39-5×L	HB6-74TD-9×L	
HB6-39-6×L	HB6-74TD-10×L	
HB6-39-7×L	HB6-74TD-13×L	
HB6-39-8×L	HB6-74TD-14×L	
HB6-39-9×L	HB6-74TD-15×L	
HB6-39-10×L	HB6-74TD-16×L	
HB6-39-11×L	HB6-74TD-17×L	

原用标准号 Original standard No.	应转换的标准号 New standard No.	对照依据 Comparision basis	原用标准号 Original standard No.	应转换的标准号 New standard No.	对照依据 Comparision basis
HB6-39-12×L	HB6-74TD-2×LCdD	BJ1102-8904	HB6-39-30×L	HB674TD-14×LZnD	BJ1102-8904
HB6-39-13×L	HB6-74TD-3×LCdD		HB6-39-31×L	HB6-74TD-15×LZnD	
HB6-39-14×L	HB6-74TD-4×LCdD		HB6-39-32×L	HB6-74TD-16×LZnD	
HB6-39-15×L	HB6-74TD-8×LCdD		HB6-39-33×L	HB6-74TD-17×LZnD	
HB6-39-16×L	HB6-74TD-9×LCdD		HB6-40-1×L×L ₁	HB6-75TD-2×L×L ₁	
HB6-39-17×L	HB6-74TD-10×LCdD		HB6-40-2×L×L ₁	HB6-75TD-3×L×L ₁	
HB6-39-18×L	HB6-74TD-13×LCdD		HB6-40-3×L×L ₁	HB6-75TD-4×L×L ₁	
HB6-39-19×L	HB6-74TD-14×LCdD		HB6-40-4×L×L ₁	HB6-75TD-8×L×L ₁	
HB6-39-20×L	HB6-74TD-15×LCdD		HB6-40-5×L×L ₁	HB6-75TD-9×L×L ₁	
HB6-39-21×L	HB6-74TD-16×LCdD		HB6-40-6×L×L ₁	HB6-75TD-10×L×L ₁	
HB6-39-22×L	HB6-74TD-17×LCdD		HB6-40-7×L×L ₁	HB6-75TD-13×L×L ₁	
HB6-39-23×L	HB6-74TD-2×LZnD		HB6-40-8×L×L ₁	HB6-75TD-14×L×L ₁	
HB6-39-24×L	HB6-74TD-3×LZnD		HB6-40-9×L×L ₁	HB6-75TD-15×L×L ₁	
HB6-39-25×L	HB6-74TD-4×LZnD		HB6-40-10×L×L ₁	HB6-75TD-16×L×L ₁	
HB6-39-26×L	HB6-74TD-8×LZnD		HB6-40~11×L×L ₁	HB6-75TD-17×L×L ₁	
HB6-39-27×L	HB6-74TD-9×LZnD		HB6-40-12×L×L ₁	HB6-75TD-2×L×L ₁ CdD	
HB6-39-28×L	HB6-74TD-10×LZnD		HB6-40-13×L×L ₁	HB6-75TD-3×L×L ₁ CdD	
HB6-39-29×L	HB6-74TD-13×LZnD		HB6-40-14×L×L ₁	HB6-75TD-4×L×L ₁ CdD	

原用标准号 Original standard No.	应转换的标准号 New standard No.	对照依据 Comparision basis	原用标准号 Original standard No.	应转换的标准号 New standard No.	对照依据 Comparision basis
HB6-40-15×L×L ₁	HB6-75TD-8×L×L ₁ CdD	BJ1102-8904	HB6-40-33×L×L ₁	HB6-75TD-17×L×L ₁ ZnD	BJ1102-8904
HB6-40-16×L×L ₁	HB6-75TD-9×L×L ₁ CdD		HB6-74TD 序号×L	HB6-74TD 序号×L	
HB6-40-17×L×L ₁	HB6-75TD-10×L×L ₁ CdD		HB6-74TD 序号×LCdD	HB6-74LI-序号×L	
HB6-40-18×L×L ₁	HB6-75TD-13×L×L ₁ CdD		HB6-74TD 序号×LZnD	1HB6-74TD-序号	
HB6-40-19×L×L ₁	HB6-75TD-14×L×L ₁ CdD		HB6-74LI 序号×L	1HB6-74LI-序号	
HB6-40-20×L×L ₁	HB6-75TD-15×L×L ₁ CdD		HB6-75TD 序号×L×L ₁	HB6-75TD-序号×L×L ₁	BJ1102-8801
HB6-40-21×L×L ₁	HB6-75TD-16×L×L ₁ CdD		HB6-75TD 序号×L×L ₁ CdD	HB6-75LI-序号×L×L ₁	
HB6-40-22×L×L ₁	HB6-75TD-17×L×L ₁ CdD		HB6-75TD 序号×L×L ₁ ZnD	1HB6-74TD-序号	
HB6-40-23×L×L ₁	HB6-75TD-2×L×L ₁ ZnD		HB6-75LI 序号×L×L ₁	1HB6-74LI-序号	
HB6-40-24×L×L ₁	HB6-75TD-3×L×L ₁ ZnD		HB6-91-G 序号	HB6-91 钩-序号	
HB6-40-25×L×L ₁	HB6-75TD-4×L×L ₁ ZnD		HB6-91-G 序号 Ag	HB6-91 钩-序号 Ag	
HB6-40-26×L×L ₁	HB6-75TD-8×L×L ₁ ZnD		HB6-91-左序号	HB6-91 左-序号	
HB6-40-27×L×L ₁	HB5-75TD-9×L×L ₁ ZnD		HB6-91-左序号 Ag	HB6-91 左-序号 Ag	
HB6-40-28×L×L ₁	HB6-75TD-10×L×L ₁ ZnD		HB6-91-右序号	HB6-91 右-序号	
HB6-40-29×L×L ₁	HB6-75TD-13×L×L ₁ ZnD		HB6-91-右序号 Ag	HB6-91 右-序号 Ag	
HB6-40-30×L×L ₁	HB6-75TD-14×L×L ₁ ZnD		HB6-91-序号 W	3HB6-91-序号	
HB6-40-31×L×L ₁	HB6-75TD-15×L×L ₁ ZnD		1HB6-91-G2	1HB6-91 钩-序号	
HB6-40-32×L×L ₁	HB6-75TD-16×L×L ₁ ZnD		1HB6-91-G2Ag	1HB6-91 钩-序号 Ag	

原用标准号 Original standard No.	应转换的标准号 New standard No.	对照依据 Comparision basis	原用标准号 Original standard No.	应转换的标准号 New standard No.	对照依据 Comparision basis
1HB6-91-左序号	1HB6-91 左-序号	BJ1102-8801	HMdGB51 • HPb59-1	HB6253Md	BJ1102-9303
1HB6-91-左序号 Ag	1HB6-91 左-序号 Ag		HMdGB52 • 45	HB6255Md	
1HB6-91-右序号	1HB6-91 右-序号		HMdGB52	HB6256Md	
1HB6-91-右序号 Ag	1HB6-91 右-序号 Ag		HMdGB52 • LY11-CZ	HB6262Md	
HB6-92-G 序号	HB6-92 钩-序号		HMdGB52 • HPb59-1	HB6263Md	
HB6-92-G 序号 Ag	HB6-92 钩-序号 Ag		HMdGB53 • 45	HB6265Md	
HB6-92-左序号	HB6-92 左-序号		HMdGB53	HB6266Md	
HB6-92-左序号 Ag	HB6-92 左-序号 Ag		HMdGB53 • HPb59-1	HB6273Md	
HB6-92-右序号	HB6-92 右-序号		HMdGB54 • 45	HB6275Md	
HB6-92-右序号 Ag	HB6-92 右-序号 Ag		HMdGB54	HB6276Md	
1HB6-92-G 序号	1HB6-92 钩-序号		HMdGB54 • LY11-CZ	HB6282Md	
1HB6-92-G 序号 Ag	1HB6-92 钩-序号 Ag		HMdGB54 • HPb59-1	HB6283Md	
1HB6-92-左序号	1HB6-92 左-序号	HMdGB62 • 25	GB62Md		
1HB6-92-左序号 Ag	1HB6-92 左-序号 Ag	Md×LGB71 • 45	GB71Md×L • 22H • Zn • D		
1HB6-92-右序号	1HB6-92 右-序号	Md×1GB73 • 45	GB73Md×L • 22H • Zn • D		
1HB6-92-右序号 Ag	1HB6-92 右-序号 Ag	d ₀ ×LGB91	GB91-d×L • Fe • H • Y		
HMdGB51 • 45	HB6223Md	d ₀ ×LGB91 • 1Cr18Ni9Ti	GB91-d×L • 1Cr18Ni9Ti		
HMdGB51	HB6224Md	d×LGB99.A3	GB99-d×L • Zn • D		

原用标准号 Original standard No.	应转换的标准号 New standard No.	对照依据 Comparsion basis	原用标准号 Original standard No.	应转换的标准号 New standard No.	对照依据 Comparsion basis
d×LGB100.A3	GB100-d×L · Zn · D	BJ1102-9303	Hd×LGB868 · LF10	HB6299 · d×L	BJ1102-9303
d×LGB117.45	GB117Ad×L		Hd×LGB868 · LF21	HB6300 · d×L	
d ₀ GB859	GB859-规格		Hd×LGB868 · MLC15	HB6301 · d×L	
d ₀ GB861	GB861.1-规格		Hd×LGB868 · ML20MnA	HB6302 · d×L	
d ₀ GB862	GB862.1-规格		Hd×1GB868 · 1Cr18Ni9Ti	HB6203 · d×L	
Hd×LGB867 · L4	HB6229 · d×L		Hd×LGB869 · L4	HB6304 · d×L	
Hd×LGB867 · LY1	HB6230 · d×L		Hd×LGB869 · LY1	HB6305 · d×L	
Hd×LGB867 · 1Y10	HB6231 · d×L		Hd×1GB869 · LY10	HB6306 · d×L	
Hd×LGB867 · LF10	HB6232 · d×L		Hd×LGB869 · LF10	HB6307 · d×L	
Hd×LGB867 · LF21	HB6233 · d×L		Hd×LGB869 · LF21	HB6308 · d×L	
Hd×LGB867 · MLC15	HB6234 · d×L		Hd×1GB869 · MLC15	HB6309 · d×L	
Hd×LGB867 · ML20MnA	HB6235 · d×L		Hd×LGB869 · ML20MnA	HB6310 · d×L	
Hd×LGB867 · 1Cr18Ni9Ti	HB6236 · d×L		Hd×LGB869 · 1Cr18Ni9Ti	HB6311 · d×L	
Hd×LGB867 · H62	HB6237 · d×L		Hd×1GB869 · H62	HB6312 · d×L	
Hd×LGB867 · H62 防磁	HB6238 · d×L		Hd×LGB869 · H62 防磁	HB6313 · d×L	
Hd×LGB867 · T3	HB6239 · d×L		Hd×1GB869 · T3	HB6314 · d×L	
Hd×1GB868 · LY1	HB6297 · d×L		d×LGB876	GB876-d×L · A3 · Zn · D	
Hd×LGB868 · LY10	HB6298 · d×L		d×LGB876 · H62	GB876-d×L	

原用标准号 Original standard No.	应转换的标准号 New standard No.	对照依据 Comparision basis	原用标准号 Original standard No.	应转换的标准号 New standard No.	对照依据 Comparision basis
d ₀ GB893	GB893.1- d ₀	BJ1102-9303	Hd×LGB954 • MLC15	HB6318 • d×L	BJ1102-9303
d ₀ GB894	CB894.1- d ₀		Hd×LGB954 • 1Cr18Ni9Ti	HB6319 • d×L	
dGB896 • 65Mn	GB896-d		d ₀ GB956	GB956.1-规格	
MdGB929	GB929Md		d ₀ ×bGB961	GB961- d ₀ ×b	
MdGB929 • Cr17Ni2	GB929Md • Cr17Ni2		d ₀ ×bGB962	GB962- d ₀ ×b	
MdGB930	GB930Md		d ₀ ×bGB963	GB963- d ₀ ×b	
MdGB930 • Cr17Ni2	GB930Md • Cr17Ni2		Hd×LGB975 • 18A	HB6320 • d×L	
MdGB931	GB931Md		Hd×LGB975 • H62	HB6321 • d×L	
MdGB931 • Cr17Ni2	GB931Md • Cr17Ni2		Hd×LGB975 • T3	HB6322 • d×L	
Md×l×LGB937	GB937Md×l×L		HMdGB1007 • 45	HB6285Md	
MdGB938	GB938Md		HMdGB1007	HB6286Md	
dGB939 • 08F	GB939-d		HMdGB1007 • Cr17Ni2	HB6288Md	
dGB939 • LF21	GB939-d • LF21		HMdGB1007 • 1Cr18Ni9Ti	HB6290Md	
dGB940 • 08F	GB940-d		HMdGB1007 • LY11-CZ	HB6291Md	
dGB940 • LF21	GB940-d • LF21		HMdGB1007 • HPb59-1	HB6292Md	
Hd×LGB954 • LY1	HB6315 • d×L		Hd×LGB1011 • LY1	HB6323 • d×L	
Hd×LGB954 • LY10	HB6316 • d×L		Hd×LGB1011 • LY10	HB6324 • d×L	
Hd×LGB954 • LF10	HB6317 • d×L		Hd×LGB1011 • LF10	HB6325 • d×L	
			Hd×LGB1011 • LF21	HB6326 • d×L	
			Hd×LGB1011 • MLC15	HB6327 • d×L	
			Hd×LGB1011 • 1Cr18Ni9Ti	HB6328 • d×L	
			Hd×LGB1012 • LY10	HB6329 • d×L	
			Hd×LGB1012 • MLC15	HB6330 • d×L	
			Hd×LGB1012 • 1Cr18Ni9Ti	HB6331 • d×L	

原用标准号 Original standard No.	应转换的标准号 New standard No.	对照依据 Comparsion basis	原用标准号 Original standard No.	应转换的标准号 New standard No.	对照依据 Comparsion basis
Hd×LGB1016 · 25	HB6350 · d×L	BJ1102-9303			
d×LGB1021 · 20	HB6240 · d×L				
d×LGB1021 · 1Cr18Ni9Ti	HB6241 · d×L				
d×LGB1022 · 20	HB6242 · d×L				
d×LGB1022 · 1Cr18Ni9Ti	HB6243 · d×L				
A d ₀ GB1023 · 20	HB6244 · d ₀				
A d ₀ GB1023 · 1Cr18Ni9Ti	HB6245 · d ₀				
d ₀ GB1024 · 20	HB6246 · d ₀				
d ₀ GB1024 · 1Cr18Ni9Ti	HB6351 · d ₀				
A d ₀ GB1025 · 20	HB6352 · d ₀ ×L				
A d ₀ GB1025 · 1Cr18Ni9Ti	HB6353 · d ₀ ×L				
A α d ₀ ×LGB1027 · 20	HB6356 · d ₀ ×L				
A α d ₀ ×LGB1027 · 1Cr18Ni9Ti	HB6357 · d ₀ ×L				
MdGB1337 · 45	GB1337Md				
MdGB1337	GB1337Md				
MdGB1338 · 45	GB1338Md				
MdGB1338	GB1338Md				