

RFI Loop Antenna




(Complete antenna)

Parts included



(Plastic pole/handle)



(Coax loop, 2 x small cable ties, 1 x large cable tie, 3 x heatshrink, 1 x T piece)

Step 1 is to complete the loop, first slide the two longer pieces of heat shrink over the PL259 plugs as follows:



Next connect the T piece section and then place the heat shrink over the PL259 plug onto the T connector. Ensure the heat shrink covers the screw section of the PL259 as well as the coax.




Do not miss the heatshrink out. One of these plugs is not connected on the centre of the PL259 by design, as such the heatshrink is glue lined and is required to hold the PL259 onto the coax and onto the T connector securely.

Step 2 is to attach the complete loop to the plastic rod / handle. First select the large white cable tie and fit it over the loop. You will note at the top of the loop there is a piece of heatshrink and the coax appears stepped. This is where you will place the cable tie.




Ensure that the cable tie is tight enough to hold the loop but slack enough that it allows movement when walking or holding, you do not want to crush or damage the coax.

Now cut the cable tie about 2 inches long.



Fit the cable tie into the top of the plastic pipe.



Once the cable tie has been placed all the way into the plastic pipe, slide the remaining heatshrink piece up the pipe and around the cable tie. Then apply heat fixing it in place. It will look like this:



The remaining step is to attach the T connector to the plastic pipe. Before you do this shape the loop into a small circular shape, make sure there no kinks.

Where the T connector meets the plastic pipe place the two small cable ties in an X shape holding the connector to the pipe.



This is the antenna complete. Simply use a cable which has an SO239 on one end to an adapter for your radio at the other.

When using this antenna the source will be loud when the loop edge is facing the source, so not looking through the loop like a window but the actual edge of the loop pointing in the direction of the source. Therefore the antenna is a direction antenna and great for sniffing out RFI sources.

Good luck in finding your RFI sources

73

Billy

GM6DX