




EMERGE™ SERIES





Masterful Craftsmanship. Handsome Color.

Details matter. So does product integrity.
Build a look that tells your story authentically with the
substantial color offering and cultivated door constructions
of the Kemper® Emerge™ series.

FASHION.

FIT.

FINISH...

You've never seen color delivered so beautifully. Fashion-inspired paints and specialty finishes are applied to doors and drawers with scrupulous attention to detail - all for you - fit to the specifications your space requires. One touch and you'll agree - a finish never felt so fine.



...FORM.

Options abound. In addition to the standard full overlay construction, all 8 Emerge door styles are available in inset and beaded inset when a furniture look is desired.



FULL OVERLAY



INSET



BEADED INSET





Burke

- 5-Piece solid reverse raised panel mitered door
- Available in Alder, Cherry, Maple, Quartersawn Oak and Rustic Alder
- Full overlay, inset and beaded inset available; drawer fronts may vary
- Door edge profile options: #12



FULL OVERLAY
5-Piece Drawer Front



FULL OVERLAY
Slab Drawer Front



INSET
Slab Drawer Front



BEADED INSET
Slab Drawer Front



Decker

- 5-Piece solid raised panel door
- Available in Alder, Cherry, Maple, Quartersawn Oak and Rustic Alder
- Full overlay, inset and beaded inset available; drawer fronts may vary
- Door edge profile options: #12



FULL OVERLAY
5-Piece Drawer Front



FULL OVERLAY
Slab Drawer Front



INSET
Slab Drawer Front



BEADED INSET
Slab Drawer Front



Gordon

- 5-Piece solid reverse raised panel door
- Available in Alder, Cherry, Maple, Quartersawn Oak and Rustic Alder
- Full overlay, inset and beaded inset available; drawer fronts may vary
- Door edge profile options: #10, #12, #14, #17, #18*, #27

*Not available on inset or beaded inset.



FULL OVERLAY
5-Piece Drawer Front



FULL OVERLAY
Slab Drawer Front



INSET
5-Piece Drawer Front



BEADED INSET
5-Piece Drawer Front



Kirby

- 5-Piece solid reverse raised panel door
- Available in Alder, Cherry, Maple, Quartersawn Oak and Rustic Alder
- Full overlay, inset and beaded inset available; drawer fronts may vary
- Door edge profile options: #10, #12, #14, #17, #18*, #27

*Not available on inset or beaded inset.



FULL OVERLAY
5-Piece Drawer Front



FULL OVERLAY
Slab Drawer Front



INSET
5-Piece Drawer Front



BEADED INSET
5-Piece Drawer Front



Landry

- 5-Piece solid reverse raised panel door with onlay moulding
- Available in Alder, Cherry, Maple, Quartersawn Oak and Rustic Alder
- Full overlay, inset and beaded inset available; drawer fronts may vary
- Door edge profile options: #10, #12, #14, #17, #18*, #27

*Not available on inset or beaded inset.




FULL OVERLAY
5-Piece Drawer Front



FULL OVERLAY
Slab Drawer Front



INSET
5-Piece Drawer Front



BEADED INSET
5-Piece Drawer Front



Shanley

- 5-Piece solid raised panel door
- Available in Alder, Cherry, Maple, Quartersawn Oak and Rustic Alder
- Full overlay, inset and beaded inset available; drawer fronts may vary
- Door edge profile options: #10, #12, #14, #17, #27



FULL OVERLAY
5-Piece Drawer Front



FULL OVERLAY
Slab Drawer Front



INSET
Slab Drawer Front



BEADED INSET
Slab Drawer Front



Tate

- 5-Piece solid reverse raised panel door
- Available in Alder, Cherry, Maple, Quartersawn Oak and Rustic Alder
- Full overlay, inset and beaded inset available; drawer fronts may vary
- Door edge profile options: #10, #12, #14, #17, #18*, #27

*Not available on inset or beaded inset.



FULL OVERLAY
5-Piece Drawer Front



FULL OVERLAY
Slab Drawer Front



INSET
Slab Drawer Front



BEADED INSET
Slab Drawer Front



Vinson

- 5-Piece solid raised panel mitered door
- Available in Alder, Cherry, Maple, Quartersawn Oak and Rustic Alder
- Full overlay, inset and beaded inset available; drawer fronts may vary
- Door edge profile options: #10, #12, #14, #17, #18, #27



FULL OVERLAY
5-Piece Drawer Front



FULL OVERLAY
Slab Drawer Front



INSET
Slab Drawer Front



BEADED INSET
Slab Drawer Front





Details make the difference.

Every Emerge™ Series™ door style offers several outside edge profiles to tailor your look. It's amazing how seemingly small changes make such a drastic difference in the appearance of a door. From simple and straight to traditionally detailed, check which options are available on the styles you love and select the shape that suits your vision.

OUTSIDE EDGE DOOR PROFILE OPTIONS



PROFILE #10



PROFILE #12



PROFILE #14



PROFILE #17



PROFILE #18




PROFILE #27




KIRBY Beaded Inset Maple Sterling White Paint with Finial Hinges (perimeter) and Quartersawn Oak Driftwood Stain (island)

Paints*


Available on maple




Extra White




Sterling White



Icy Avalanche



Agreeable Gray



Jogging Path



Mindful Gray



Pure Linen



Coconut




Egret



Soft Glow




Buff




Tawny Owl



Living Greige



Waterbury Clay



Foothills



Sea Salt



Escape Gray




Coastal Plain




Retreat



Eclipse



Cloud




Stone Trail




Peppercorn



Urbane Bronze



Forest Floor



North Star



Interesting Aqua



Maritime



Abyss



Black

Penned Glazes for Paints *

Shown on Coconut, available on most paints. See your designer for details.



Meringue
m



Nougat
m



Toasted Almond
m



Amaretto Crème
m



Slate
m



Smoked Caviar
m

Brushed Finishes for Paints *

Shown on Coconut, available on most paints. See your designer for details.



Lakeshore
m



Nightfall
m



Timber
m

Specialty Finishes



Alpaca
m, q



Driftwood
m, q



Worn Beachglass
m, q




Beachglass
m, q




Poppyseed
m



Cigar Box
c, a, ra, q




Balsamic Ombre
c, a, ra



Cordial Ombre
c, a, ra




Worn Black
m




Black Canyon
m

* When a paint or glazed paint is specified, the door and/or drawer front center panel may be constructed of Medium Density Fiberboard (MDF), except when Brushed Finishes, or Hewn, Extra Hewn, Timeworn or Extra Timeworn techniques are specified. MDF provides a smoother finish when painted, and is more resistant to warping, expansion and contraction.


Stains




Natural
m, c, a, ra, q




Sandpiper
m, c, a, ra, q




Single Malt
m, c, a, ra, q




Flax
m, c, a, ra, q




Sun Tea
m, c, a, ra, q




Marsala
c, a, ra




Buckskin
m, c, a, ra, q




Boardwalk
m, c, a, ra, q




Quarry
c, a, ra, q




Morel
m, c, a, ra, q




Boulder
m, c, a, ra, q




Stout
m, c, a, ra, q




Mustang
c, a, ra



Satchel
m, c, a, ra, q




Rodeo
m, c, a, ra, q




Caribou
m, c, a, ra, q


Stains with Cerused Finishes



**Buckskin
Brindle**
q




**Buckskin
Roan**
q




**Quarry
Brindle**
q



**Quarry
Roan**
q



**Morel
Brindle**
q



**Morel
Roan**
q

m : maple
c : cherry

a : alder
ra : rustic alder

q : quartersawn oak

Stains with Flooded Glazes



Natural
Liqueur
m, c, a, ra, q



Sandpiper
Liqueur
m, c, a, ra, q



Ruddy
Toasted Almond
c, a, ra



Rye
Toasted Almond
m, c, a, ra, q



Natural
Toasted Almond
m, c, a, ra




Sandpiper
Amaretto Crème
c, a, ra



Rye
Amaretto Crème
c




Sun Tea
Toasted Almond
c, a, ra



Mustang
Amaretto Crème
c



Sun Tea
Amaretto Crème
c, a, ra




Marsala
Amaretto Crème
c, a, ra, q

Stains with Penned Glazes




Natural
Toasted Almond
m, c, a, ra




Natural
Amaretto Crème
m, c, a, ra



Flax
Toasted Almond
m, c, a, ra



Flax
Amaretto Crème
m, c, a, ra




Single Malt
Toasted Almond
m, c, a, ra




Single Malt
Amaretto Crème
m, c, a, ra




Caribou
Amaretto Crème
m, c, a, ra




Rodeo
Amaretto Crème
m, c, a, ra



Satchel
Toasted Almond
m, c, a, ra




Satchel
Amaretto Crème
m, c, a, ra



Quarry
Amaretto Crème
c, a, ra



Boulder
Amaretto Crème
m, c, a, ra



Poppyseed
Amaretto Crème
m

m : maple
c : cherry

a : alder
ra : rustic alder

q : quartersawn oak

Specialty Techniques

HEWEN AND EXTRA HEWEN

Hewn is a light sanding technique that creates a subtle, aged appearance. Extra Hewn is an aggressively burnished sanding technique applied to corners and raised profiles, exposing the underlying wood.



Hewn



Extra Hewn



Hewn Detail



Extra Hewn Detail



TIMEWORN AND EXTRA TIMEWORN

Timeworn's light distressing technique mimics the look of wormholes, tiny dents and dings to replicate light signs of wear. Extra Timeworn adds more aggressive techniques like rasping and splits, to emulate the wear found on a well-loved piece of furniture.



Timeworn




Extra Timeworn



Wormholes



Dents



Rasping



Mars & Splits






Deep Roots. High Expectations.™

There is a reason Kemper® is one of the nation's oldest cabinet companies. Our commitment to consistently deliver on the high expectations we set for ourselves has kept our customers loyal and growing strong. Count on the Kemper family to provide the well-built products you expect and the style you want at a range of prices to fit your budget - all backed by the reassurance of a limited lifetime warranty.



EMERGE™ SERIES

Premium Semi-Custom Cabinetry



CHOICE™ SERIES

Semi-Custom Cabinetry



ECHO™ SERIES

Value Semi-Custom Cabinetry

Premium Semi-Custom Cabinetry

KEMPER®

Deep Roots. High Expectations.™

 **EMERGE™ SERIES**
Premium Semi-Custom Cabinetry

 **CHOICE™ SERIES**
Semi-Custom Cabinetry

 **ECHO™ SERIES**
Value Semi-Custom Cabinetry

Styles, product availability and construction may vary slightly from those shown in this book due to material availability and/or design evolution. Specifications are subject to change without notice. Customer service is available if your design requires verification of product availability and specifications.

Product photography and illustrations have been reproduced as accurately as printing technologies permit. To ensure highest satisfaction, we strongly recommend you view an actual sample for best color, wood grain and finish representation.



A TRUSSARDI COMPANY
© 2018 KEMPER CABINETS, INC. ALL RIGHTS RESERVED.
KEMPER CABINETS, INC. IS AN EQUAL OPPORTUNITY
EMPLOYER. SEE US AT 1-800-451-1111



kempercabinets.com
#kempercabinets
© 2018 MasterBrand Cabinets, Inc.

1106229940
2018-06/GLS/15M