

CONTEMPORARY STYLING



**Simply Supreme.**

TEXTURED FOILS



URBANA - VERTICAL  
SEA SALT



URBANA - HORIZONTAL  
SEA SALT



ICON - VERTICAL  
TWIG



ICON - HORIZONTAL  
TWIG



OYSTER



SEA SALT



SAND



NUTSHELL




GREIGE



TWIG



CINDER



TIMBER



CAVIAR




TRUFFLE

SOLID GLOSS FOILS



TRIBECA  
RUBY



WHITE



FOG



RUBY




STEEL

PATTERN GLOSS FOILS



SOHO - VERTICAL  
MACCHIATO



SOHO - HORIZONTAL  
MACCHIATO



NUTMEG



MACCHIATO

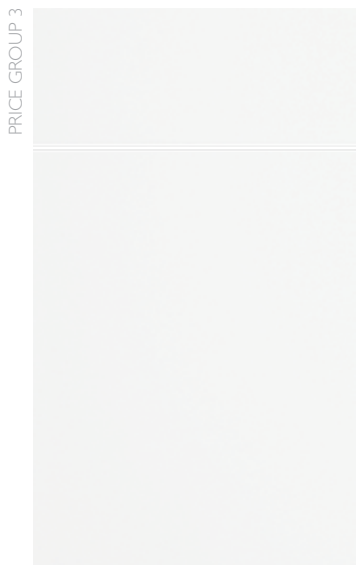


WENGE



CARBON


SATIN FOILS



SONATA  
SATIN WHITE



NAPLES  
SATIN WHITE




SATIN WHITE

ACRYLICS


PRICE GROUP 7/8



AVA  
GREY



WHITE



CREMA\*



BISQUE\*



GREY



GARNET



BLACK

*\*Not Available with 2-Tone Edgeband.*

EDGE BAND OPTIONS



TWO TONE (2T)



MATCHING (M)




ALUMINUM FINISH (A)



BRUSHED STEEL FINISH (B)


WIRED GLOSS FOILS

PRICE GROUP 7



TALIA - VERTICAL  
WIRED BRONZE

PRICE GROUP 8



TALIA - HORIZONTAL  
WIRED BRONZE



WIRED MERCURY



WIRED BRONZE



WIRED COBALT



WIRED ONYX

EDGE BAND OPTIONS



MATCHING (M)



ALUMINUM FINISH (A)



BRUSHED STEEL FINISH (B)

VENEERS



MODA - VERTICAL  
MAPLE/NATURAL



MODA - HORIZONTAL  
QUARTER-SAWN OAK/CLOVE



MOXIE - VERTICAL  
CHERRY/PEPPERCORN



MOXIE - HORIZONTAL  
QUARTER-SAWN OAK/MISSION

SOLID WOOD



CAMDEN  
CHERRY/HARVEST

CHERRY STAINS



CORIANDER



NATURAL



CASHEW



SESAME



HEATHER



HARBOR



BUTTERNUT



HARVEST



CIDER



TOAST



CLOVE



MOREL



FEATHER



SHELL GRAY



MISSION



CAPPUCCINO



HAZELNUT



PEBBLE



ALLSPICE



CARAWAY



SMOKE



PRALINE



POPPY SEED



CHESTNUT



MOCHA



PEPPERCORN



JAVA



COCOA BROWN

MAPLE STAINS



NATURAL



BUTTERNUT



CASHEW



TOAST



CLOVE



SHELL GRAY



ALLSPICE



SMOKE



POPPY SEED



JAVA



COCOA BROWN

RED OAK & QUARTER-SAWN  
RED OAK STAINS



HARBOR



SESAME



CASHEW



HEATHER



BUTTERNUT



TOAST



CLOVE



MOREL




MISSION



FEATHER



HAZELNUT



PEBBLE



SMOKE



PRALINE



POPPY SEED



COCOA BROWN

IMPORTANT: Accuracy of color is subject to printing limitations and will not match actual product. Final color selections should always be made from a door sample and/or display.





# ALUMINUM FRAME DOORS

## GLASS ACCENT DOORS

Aluminum Frame doors are a popular way to incorporate glass doors within a contemporary kitchen. Available with clear glass, obscure (frosted) glass or patterned glass, Aluminum Frame doors are an ideal choice for contemporary designs that favor sleek, clean lines. See your Dura Supreme kitchen designer for frame and glass selections.



ALUMINUM FRAME 1




ALUMINUM FRAME 2



ALUMINUM FRAME 3

## EXOTIC VENEERS

Available in Bamboo, White Oak, Zebrawood, Shale & Walnut.



METRO - VERTICAL  
BAMBOO - NATURAL



METRO - HORIZONTAL  
BAMBOO - NATURAL

Available in Bamboo, White Oak, Zebrawood, Shale & Walnut.



MODERNE - VERTICAL  
ZEBRAWOOD - NATURAL



MODERNE - HORIZONTAL  
ZEBRAWOOD - NATURAL

## STAINLESS STEEL



STAINLESS STEEL SLAB



STAINLESS STEEL PANEL

Available in Bamboo, White Oak, Zebrawood, Shale & Walnut.

PRICE GROUP 9

Available in Bamboo, White Oak, Zebrawood, Shale & Walnut.

PRICE GROUP 9

Available in Bamboo, White Oak, Zebrawood and Shale.

PRICE GROUP 9



WHITE OAK - NATURAL



BAMBOO - NATURAL



ZEBRAWOOD - NATURAL



ZEBRAWOOD - BUTTERNUT




WALNUT - TOAST



WALNUT - HAZELNUT




WALNUT - MOREL



SHALE - NATURAL

IMPORTANT: Accuracy of color is subject to printing limitations and will not match actual product. Final color selections should always be made from a door sample and/or display.

PAINTED HDF



CHROMA




CLASSIC WHITE



GRAPHITE



EGGPLANT *Custom Paint*



PEARL



BLACK



TANGERINE *Custom Paint*



LATTE

Our "Chroma" door style is crafted from engineered HDF for an exceptionally smooth painted surface. Select from any of our standard paint colors or create your own custom color to coordinate with any design theme.


LAMINATE




ALPINE  
BOARDWALK OAK



WHITE 1570-60



DESIGNER WHITE D354-60



FROSTY WHITE 1573-60



WHITE BARN 7977K-12



WHITE CYPRESS 7976K-12



PLATINUM D315-60



LOFT OAK 7968K-12



BOARDWALK OAK 7983K-12



STERLING ASH 7995K-12



SKYLINE WALNUT 7964K-12

Our "Alpine" door style is crafted with a durable high-pressure laminate surface. Select from our ten beautiful colors and woodgrain patterns or select a color from popular laminate makers Wilsonart® or Formica®.

EDGE BAND OPTIONS



MATCHING (M)



ALUMINUM FINISH (A)



BRUSHED STEEL FINISH (B)



Bria Cabinetry shown with "Moda" door style in Quarter Sawn Red Oak with Mission finish. Aluminum Frame and Stainless Steel doors also shown.



Bria Cabinetry shown with "Urbana" door style in Nutshell (Textured Foil) and "Lauren" door style in Classic White paint.





Bria Cabinetry shown with "Ava-2T" door style in White Acrylic and "Talia-Horizontal" door style in Wired Mercury.



Bria Cabinetry shown with "Moda" door style in Maple with Butternut finish. Stainless steel and Aluminum Frame doors also shown.



Bria Cabinetry shown with "Chroma" door style with Personal Paint Match (#7535 Sandy Ridge) and Louvered door style with Paint Match (#6478 Watery).



Bria Cabinetry shown with "Chroma" door style in Pearl paint, and Weathered Oak "A" accents and shelving.



Bria Cabinetry shown with "Moda" door style in Quarter Sawn Red Oak with Cashew finish. Island shown with "Chroma" door style in Black paint. Black back-painted glass in frame doors.



Bria Cabinetry shown with "Moda" door style in Maple with Poppy Seed finish. Tall cabinetry shown with "Urbana" door style with Nutshell (Textured Foil). Bronze Aluminum Frame doors also shown.



# CONTEMPORARY STYLING

## FOR BRIA FULL-ACCESS CABINETRY

Contemporary styling has become a definitively popular design theme within recent years. Characterized by sleek, clean lines, contemporary styling takes a minimalist approach to design.

A monochromatic color scheme is a popular choice for contemporary styling. Oftentimes natural materials with an interesting texture or grain pattern are incorporated into the design to create an accent or focal point. Hardware is usually sleek and emphasizes horizontal lines with long tubular pulls or flat linear pulls. Accessories (i.e. tables, bar stools and lighting) will typically have minimal ornamentation.

Dura Supreme's selection of contemporary door styles offers a distinctive array of colors, textures and gloss levels to explore and create your personal style. Available for our Bria full-access (frameless) cabinetry, your Dura Supreme kitchen designer can guide you through the selections to create a one-of-a-kind contemporary kitchen.



**Simply Supreme.**

300 Dura Drive  
Howard Lake, MN 55349  
[www.durasupreme.com](http://www.durasupreme.com)