

SPECIALIST BEDS & CHAIRS

Accommodating patients' loved ones in hospital

📞 028 3049 3500



OFFICIAL NI DISTRIBUTORS
FOR CROYDE MEDICAL



Framework Ref: 2020/S 252-638069



MPC code: STG-CH

CROYDE HOSPITAL SLEEPER CHAIR

Perfect for use in hospital settings, the Croyde Hospital Sleeper Chair is a multifunctional chair bed for overnight visitors. Easy to set up, this chair can be pulled out into a chaise longue position or a comfortable, full-length bed in seconds. The ease of use means overnight visitors can set up their own sleeping space without taking vital time away from hospital staff.

Lightweight and with integral wheels, the chair is simple to move. The vinyl upholstery is easily cleaned with hospital wipes and chlorine-based solutions.

Available in a range of colours.



“The sleeper chairs are both spacious and comfortable, whilst not taking up too much room in our side rooms. They have helped us to ensure that our patient’s relatives have a better experience during overnight stays, which are often in very difficult circumstances”

Inpatient Matron at Basildon & Thurrock
University Hospitals NHS Foundation Trust



CROYDE RECLINER CHAIR

The Croyde Recliner Chair delivers fantastic versatility for patients and carers without taking up additional floor space. Its footprint is similar to a regular bedside chair.

The chair provides fantastic comfort and support and effortlessly reclines to a lying position with a single, smooth action. This flexibility allows visitors to sit, rest or sleep at a patient's bedside without needing additional furniture.

The highly durable vinyl upholstery material is designed for high-traffic environments and can be easily cleaned with hospital wipes and chlorine-based solutions between use.

The Croyde Recliner Chair has large castors to make it easy to move and the tall backrest means it can be pushed without bending over. Brakes ensure the chair can be safely locked when stationary.

Available in a range of colours.





CROYDE BEREAVEMENT SUITE/ELECTRIC DOUBLE BED

Our electric profiling bed features hi-lo, backrest and thigh section adjustment via a back-lit handset control. It is available in 120cm or 140cm widths, or as a 90cm single bed if space is tight.

The bed has a weight capacity of 315kg and has integrated CPR release for emergency situations.

It is supplied with a hospital-specification mattress and can be cleaned with approved wipes and disinfectants. Choose from a range of lacquered wood finishes to create a home-from-home environment.



MPC code: XB1P8ABD106

CROYDE STATIC DOUBLE BED

Our static double bed is supplied with a high headboard and low footboard to give the bed a homely aesthetic.

The lacquered wood finish enables the bed to be cleaned with hospital-approved wipes and disinfectant solutions.

It is also supplied with a hospital-specification mattress.

A range of colours and finishes is available.



MPC code: ABIBED-STDDBL



CROYDE FOLD-AWAY BED

The Croyde Fold-Away Bed is easily deployed in just two movements.

It has an ultra-compact position when not in use and an optional storage cover for added protection. It is lightweight, easy to move into position, and intuitively simple to set-up.

The solid bed deck with no slats or mesh means that cleaning the bed is a simple task.

It is supplied with a hospital-specification mattress and can be cleaned with hospital-approved wipes and chlorine-based solutions.


MPC code: CAP-FABAM01



CROYDE WALL BED

The Croyde Wall Bed is available as a single bed or a double bed and can be easily raised and lowered with just one hand.

The beds can be purchased independently or with alongside cabinetry such as wardrobes, cupboards, shelves or storage boxes.



Integrated lighting, USB charging points and power options are optional and a comprehensive delivery and installation service is available. The cabinetry can be adapted to accommodate gas systems, nurse call systems or other fixed wall systems.

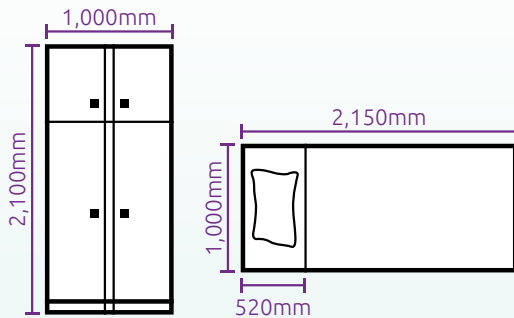


A wide range of colours and finishes is available and each bed is supplied with a hospital-specification mattress that fits perfectly to the frame and easily folds away with the bed.

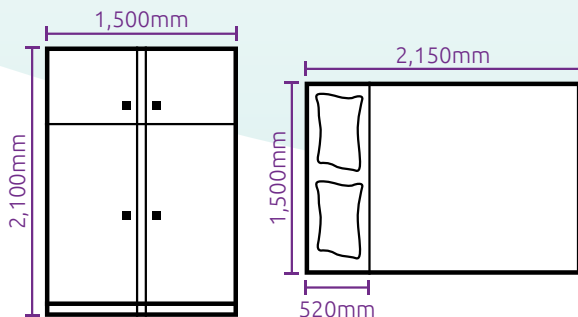
All items can be cleaned with hospital-approved wipes and chlorine-based solutions.

A RANGE OF SIZES
ARE AVAILABLE TO
SUIT ANY SPACE:

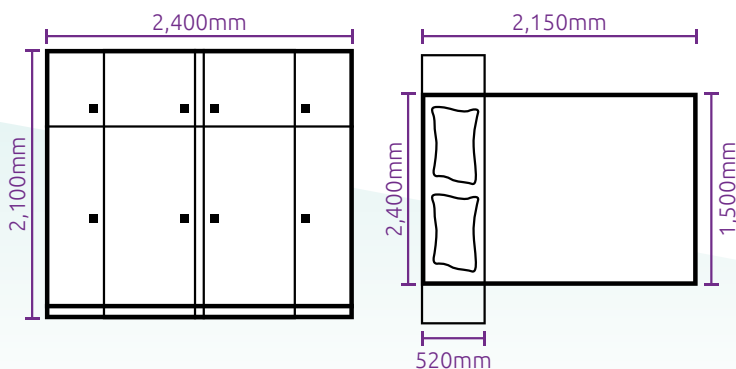
SINGLE BED



DOUBLE BED



DOUBLE BED WITH CABINETY



MPC codes:
Double wall bed: CDWB
Double wall bed & cabinetry: CDWC+C
Single wall bed: CSWB



📞 028 3049 3500

www.cktholdings.co.uk

Purchase orders should be sent to: sales@cktholdings.co.uk

CKT Holdings Ltd, Office 1,
Itec Business Park,
52 Armagh Rd, Newry
BT35 6DN

