


Ukulele Student Book 3





Ukulele Student Book Three



Index

Page	1	How To Practice & Increase Your Skills
Page	4	Ways To Play
Page	5	Chord Charts
Page	7	Multiple Strum Patterns
Page	10	Yesterday
Page	13	Baby Mine
Page	15	Somewhere Over The Rainbow
Page	17	How To Read Tablature
Page	18	Fur Elise
Page	20	Fly Me To The Moon
Page	23	Amber
Page	27	Life Goes On
Page	30	Times Like These
Page	33	What A Wonderful World
Page	35	Breakdown
Page	40	Moon River
Page	42	The Fly's Adventure
Page	45	That's Life



How To Practice & Increase Your Skills



Practice daily, even 15 mins per day is better than 2 hours of practice all done one day a week. Imagine your Dr. said you needed more cheese in your diet. Better to eat a slice per day then a whole chunk in one sitting.



Use the senses- The eye sees full motion.



The ear is shaped like


a funnel. A small bone the size of a hair vibrates sending a signal to your brain the is instantly decoded. The strength of your hand is the thumb. Make sure it is properly placed behind the neck so when you need presure it's there for you. If a chord sounds muffled, hit each string separately to find the problem. The finger tips have more nerves than any place in the body except your lips. Move them so the string rings clear. Only a crocodile mouth has more sensors.



Note never kiss a crocodile, your lips with surely loose all their sensitivity.



shutterstock.com • 128683943



Use & always protect your

brain. It is infinite, it takes in 6 million bits of information per second. Rewriting, proof reading, duplicating your DNA, it controls heart rate, blood presure, repairs injuries, rebuilds you & much, much, much more. All that you don't want to think of is done subconsciously so you can focus on your ukulele.

1





How To Practice & Increase Your Skills



Use your voice. Two hundred muscles work together as one to create speech. Say strum directions. Down, down up, down up...1 & 2 & 3 & 4 & Try reading song lyrics. This is great training for timing.



shutterstock.com • 92851402

Build your chord collection. Try to add a few chords per week. Practice transitions-- Switch back & forth from chord to chord always with the same fingers. Slowly, accuracy matters most.



"I'm takin down a whole cord today!" " Oh yea, I'm takin'down 2!"



" I'm takin dem all down!"

2





How To Practice & Increase Your Skills



Remember slow & steady wins the race. Practice tapping your foot on strum 1, while playing 1st strum louder, as you count 1, 2, 3, 4 **after mastering** tap your foot on a different beat & make a different strum louder.



How to sing & play. Use slow, down strums for each chord, with the # of times the pattern asks for it, then read the words. You may need to repeat often. Without this step the hand may want to follow your voice or the voice follows the hand. At 1st it may sound like raining cats & dogs. That's normal, stick with it you will find your voice placement. It will become like muscle memory. After you have mastered the strum pattern separately, **you have not mastered strum until you can do it without thinking.** Add your lyrics, soon you will be able to sing or say the words while strumming.



3



Ways To Play



Index



Inner thumb



The whole hand

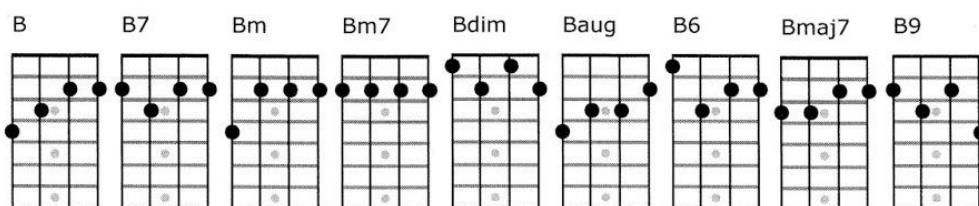
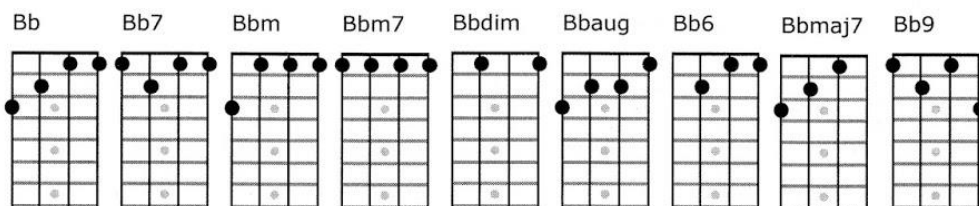
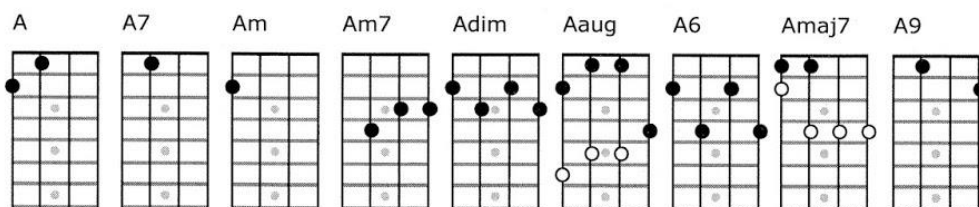
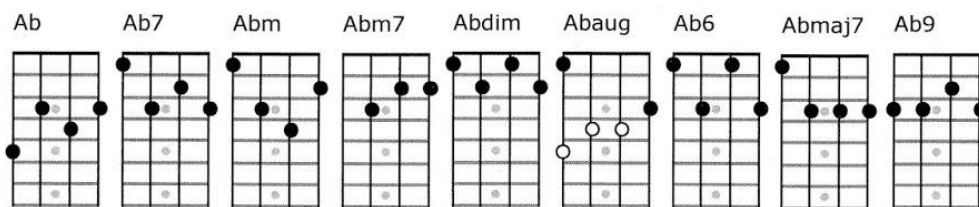
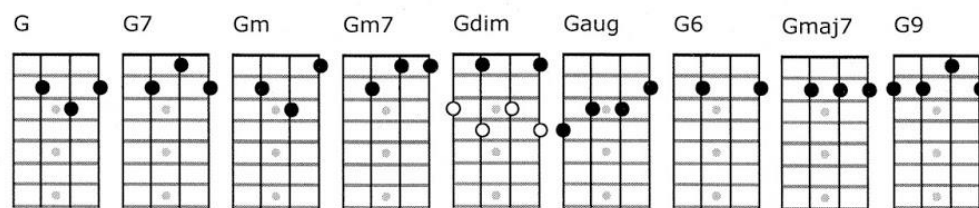
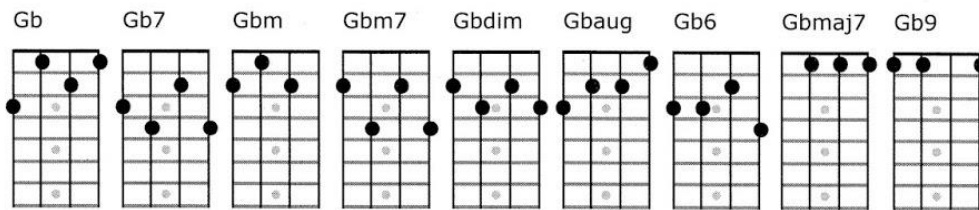



CHORD CHARTS FOR STANDARD C TUNING 1

C	C7	Cm	Cm7	Cdim	Caug	C6	Cmaj7	C9
Db	Db7	Dbm	Dbm7	Dbdim	Dbaug	Db6	Dbmaj7	Db9
D	D7	Dm	Dm7	Ddim	Daug	D6	Dmaj7	D9
Eb	Eb7	Ebm	Ebm7	Ebdim	Ebaug	Eb6	Ebmaj7	Eb9
E	E7	Em	Em7	Edim	Eaug	E6	Emaj7	E9
F	F7	Fm	Fm7	Fdim	Faug	F6	Fmaj7	F9



CHORD CHARTS FOR STANDARD C TUNING





Key: ▲ = upstroke ▼ = downstroke ▽ = no stroke

All set in 4/4

1. ▲ ▼ ▲ ▽ ▲ ▼ ▲ ▼ 8. ▼ ▽ ▼ ▲ ▽ ▲ ▼ ▲

2. ▲ ▼ ▲ ▼ ▲ ▼ ▲ ▼ 9. ▲ ▼ ▲ ▼ ▽ ▽ ▲ ▼


3. ▲ ▲ ▼ ▽ ▲ ▼ ▲ ▼ 10. ▼ ▽ ▼ ▽ ▼ ▲ ▼ ▲

4. ▼ ▼ ▼ ▼ ▼ ▼ ▼ ▼ 11. ▲ ▼ ▽ ▼ ▲ ▽ ▲ ▼

5. ▲ ▽ ▲ ▼ ▽ ▼ ▲ ▼ 12. ▼ ▽ ▼ ▲ ▼ ▲ ▼ ▲

6. ▼ ▲ ▼ ▽ ▼ ▲ ▲ ▽ 13. ▼ ▽ ▼ ▲ ▼ ▲ ▼ ▽

7. ▼ ▽ ▼ ▲ ▽ ▲ ▼ ▽ 14. ▼ ▽ ▼ ▲ ▽ ▲ ▼ ▲



#1	 1 + 2 + 3 + 4 +	 1 + 2 + 3 + 4 +
#2	 1 + 2 + 3 + 4 +	 1 + 2 + 3 + 4 +
#3	 1 + 2 + 3 + 4 +	 1 + 2 + 3 + 4 +
#4	 1 + 2 + 3 + 4 +	 1 + 2 + 3 + 4 +
#5	 1 + 2 + 3 + 4 +	 1 + 2 + 3 + 4 +
#6	 1 + 2 + 3 + 4 +	 1 + 2 + 3 + 4 +
#7	 1 + 2 + 3 + 4 +	 1 + 2 + 3 + 4 +
#8	 1 + 2 + 3 + 4 +	 1 + 2 + 3 + 4 +
#9	 1 + 2 + 3 + 4 +	 1 + 2 + 3 + 4 +

= Strum Down
 = Strum Down (Bass note only)
 = Strum Up
 = Skip

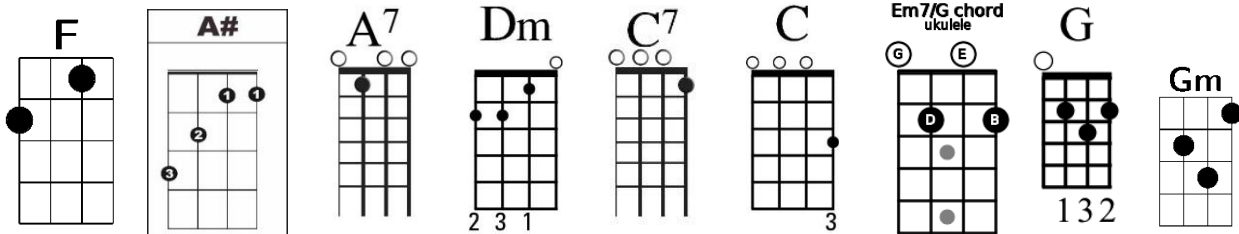
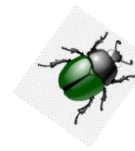


32 UKULELE STRUMMING PATTERNS

1	↓	↓	↓	↓		17	↓		↓	
2	↓	↓	↓	↓	↑	18		↓		↓
3	↓	↑	↓	↑	↓	19	↓	↑	↓	↓
4	↓	↓	↑	↓	↓	20	↓	↑	↑	↓
5	↓	↑	↓	↓	↑	21	↓		↑	↓
6	↓	↓	↑	↑	↓	22	↓		↑	↓
7	↓	↑	↑	↓	↑	23	↓	↑	↓	↓
8	↓	↓	↓	↑	↓	24		↑	↓	↓
9	↓	↓	↑	↓	↑	25	↓	↑	↓	↑
10	↓	↑	↑	↑	↑	26	↓	↑	↓	↑
11	↓	↑	↑	↑	↓	27		↑	↓	↑
12		↑	↓	↑	↓	28		↑	↓	↓
13	↓	↓	↑	↓	↓	29	↓	↑	↓	↑
14		↑	↑	↑	↑	30	↓	↓	↑	↓
15		↑	↑	↑	↓	31	↓	↑	↓	↑
16		↑	↓	↑	↓	32		↑	↓	↑



Yesterday



DU 1&2&3&4& Intro F Dux4

Fx4

Em7x2 A7x2

Dmx3 Cx1

Yesterday, all my troubles seemed so far away.

A#x2 C7x2

Fx3

CX1 Dmx2 Gx2

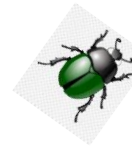
Now it looks as though they're here to stay. Oh I believe

A#Dx FD

in yesterday.



Yesterday



FX4 Em7x2 A7x2 Dmx3 Cx1 A#x2 C7x2

Suddenly I'm not half the man I used to be. There's a shadow

Fx3 Cx1Dmx2 Gx2 A#Dx FD

hanging over me. Oh yesterday came suddenly.

Chorus

Em7x2A7x2Dmx1Cx1A#x2 Gmx2 Cx2 Fx4

Why she had to go I don't know she wouldn't say.

Em7x2A7x2Dmx1Cx1 A#x2 Gmx2 Cx2 Fx4

I said something wrong now I long for yesterday.

Fx4 Em7x2 A7x2 Dmx3 Cx1 A#x2

Yesterday, love was such an easy game to play. Now I

C7x2 Fx3 Cx1 Dmx2Gx2 A#Dx FD

need a place to hide away. Oh I believe in yesterday.

Chorus

Em7x2A7x2Dmx1Cx1A#bx2 Gmx2 Cx2 Fx4

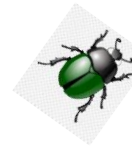
Why she had to go I don't know she wouldn't say.

Em7x2A7x2Dmx1Cx1 A#x2 Gmx2 Cx2 Fx4

I said something wrong now I long for yesterday. **11**



Yesterday



Fx4

Em7x2

A7x2

Dmx3

Cx1 A#x2

Yesterday, love was such an easy game to play. Now I

C7x2

Fx3

Cx1 Dmx2Gx2 A#Dx FD


need a place to hide away. Oh I believe in yesterday.

Fx2 Gx2 A#Dx FD

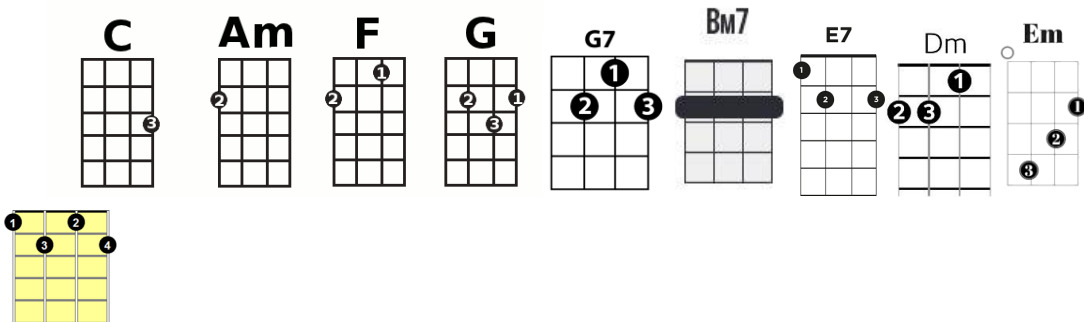
Mmmm,

12





Baby Mine



1 & 2 & 3 & 4

Intro C G Am F G **Slow picking DDU UDU**

C_{1/2} G_{1/2} Am F G7 C_{1/2} G_{1/2} Am F G7

Baby mine, don't you cry. Baby mine, dry your eye.

F Dm F 1D Fdim 7

Rest your head close to my heart never to part.

C

Baby of mine

C_{1/2} G_{1/2} Am F G7 C_{1/2} G_{1/2} Am


Little one, when you play. Don't you mind what

F G7 F Dm F

they say. Let those eyes sparkle & shine, never a

13





Baby Mine



1D Fdim7 C

tear. Baby of mine

Am Bm7 1/2 E7 1/2 Am

If they knew sweet little you, they'd end up loving

Bm7 1/2 E7 1/2 Am Em

you too. All the same people who scold you,

Em 1/2 Dm 1/2 G7 C 1/2

what they'd give just for the right to hold you. From

G 1/2 Am F G7 C 1/2 G 1/2 Am

your head to your toes, you're not much, goodness

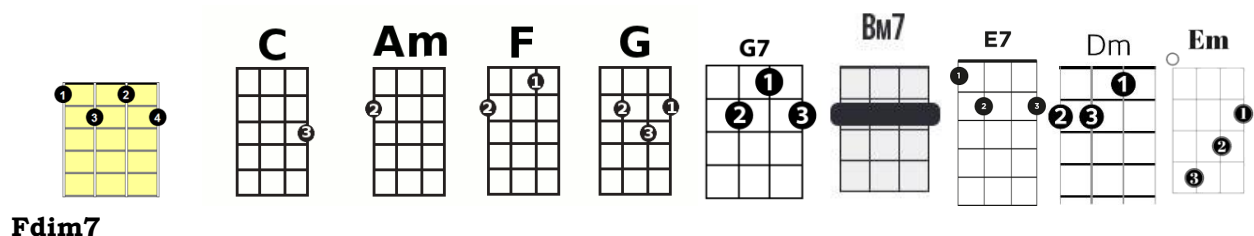
F G7 F Dm F

knows, but you're so precious to me sweet as

1D Fdim7 C

can be baby of mine.

14

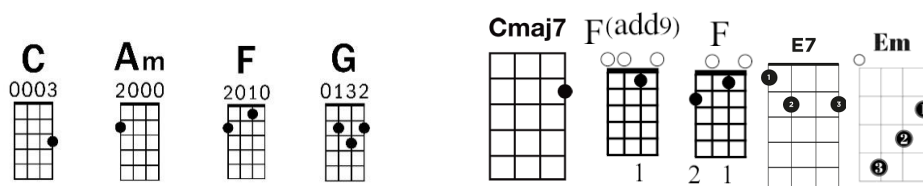


Somewhere Over The Rainbow



DDUD UDU

Iz



(Intro) C Cmaj7 Am F C G Am F Fadd9 F-ALL x1

Cx1 Em F C F E7 Am F – ALL x1

Oooo, oooo, oooo Oooo, oooo, oo .Start stum x2

C Em F C

Somewhere over the rainbow, way up high.

F C G Am F

And the dreams that you dream of, once in a lullaby..



O.....= an open string, use strum finger.

Read left to right. Example

6 7--- Start farthest left!!!

7

7--- Play same time!!!

0—Open String!!!

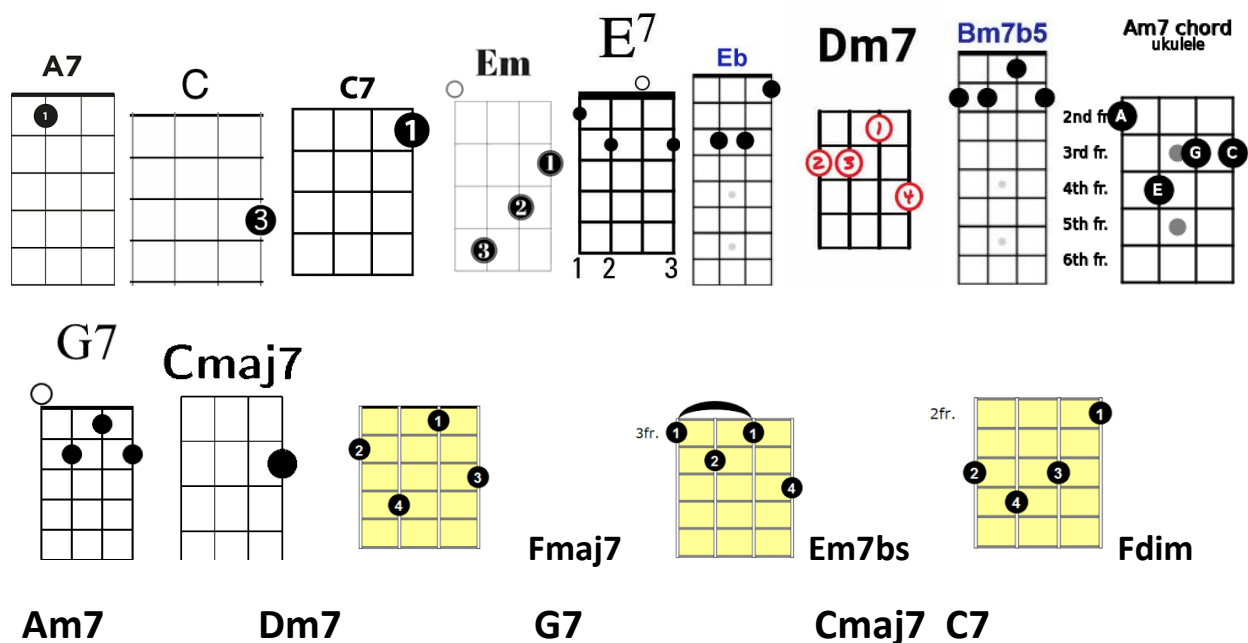
Fur Elise



A	2357	3	875	2	753	532	7	7	7	77	7	77	7	77
E		3		1	5	50	0	00	00	000	0	0	0	0
C	0		2		4	44	4							
G		0	0								9	9	9	9
A	3	2	3	2	3	2	7	7	7	3	2	3		
E					0	0	0					5		
C	4	4	4							4		4		
G					9	9	9					5		



Fly Me To The Moon DDUU DU



Fly me to the moon & let me play among the stars.

Fmaj7 Bm7b5 E7 Am7 A7

Let me know what spring is like on Jupiter & Mars

Dm7 G7 Em Em7b5 A7

In other words, hold my hand.

Dm7 G7 Bm7b5 E7

In other words, darling kiss me.

Fly Me To The Moon DDUU DU



Am7 Dm7 G7 Cmag7 C7

Fill my heart with song & let me sing forevermore.

Fmaj7 Bm7-5 E7 Am7 A7

You are all I long for, all I dream of & adore.

Dm7 G7 Em Em7b5 A7

In other words, please be true.

Dm7 G7 C E7

In other words, I love you.

Am7 Dm7 G7 Cmaj7 E7

Solo G—2 --2 -1 --2

C---0 --2 --2 -2

E---0 --3 --1 --3 -1 --3 --1

A—3—2--0 --0—3----2 --0 --3 -2 -3

Am7 Dm7 G7 Cmaj7 C7

Fly me to the moon & let me play among the stars. Let

Fmaj7 Bm7b5 E7 Am7 A7

me know what spring is like on Jupiter & Mars.

Fly Me To The Moon **DDUU DU**



Dm7 G7 Em Em7b5 A7

In other words, hold my hand.

Dm7 G7 Em Em7b5 A7

In other words, hold my hand.

Dm7 G7 Bm7b5 E7

In other words, darling kiss me

Am7 Dm7 G7 Cmag7 C7

Fill my heart with song & let me sing forevermore.

Fmaj7 Bm7b5 E7 Am7 A7

You are all I long for, all I dream of & adore.

Dm7 G7 Em Em7b5 A7

In other words, please be true.

Dm7 G7 C

In other words, I love you.

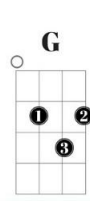
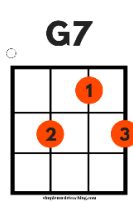
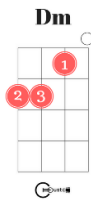
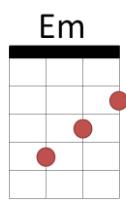
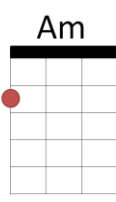
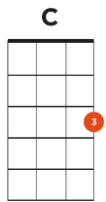
Dm7 G7 C Fdim C

22

In other words, I love you.



Amber DXDU



C Am Em A

--3

--3 -7-3

-2

-2

E-0-1 -3 - -3 -5 -3--

-3 -3 -3 -3

C

-2-4 Play 4x then words

G

C Am Emx2 Keep intro solo going

Brainstorm, take me away from the norm.

I've got to tell you something.

This phenomenon

C Am

Emx2

I had to put it in a song & it goes like

Chorus C Am Emx2

Woah, amber is the color of your energy.

Woah, shades of gold displayed naturally. Stop solo

Dm

Em

Dm

You ought to know what brings me here. Ooh, you glide

Amber DxDU



G G7

through my head, blind to fear... & I know I. *Start intro solo*

Chorus C Am Emx2 *Stop intro solo* **Start middle solo**

Solo background Chords C Am Emx2 Dmx1 Emx1 Dmx1 Gx1
G7x1

A- <u>3-3-5-7-5-3-3-5-1-2-2</u>	-2 -5-2	-0-2-3-2-0-2-2-5-3-2-3-3
E	<u>-3-3-3-3</u> repeat 3	-1 -2-3-5-3-2-3-5-7-5-3-5-5
C- <u>0-0-2-4-2-0-0-2-4</u>	-4	-4 -2
G		-2

A-5-7-5-3-2-2-3
E-7-8-7-5-3-1-0
C -2 -0
G -0

Amber



Start Intro solo Chorus

End solo background Cords

C Dm Emx2

A-3 **5** 7 -10 -7 -5 -2

E-3 **5** 7 -7

C-4 **5** 7 -7

G-5 **5** 7 - 2

Am Em Am Em

You live too far away. But your voice rings like a bell anyway.

Dm Em

Don't give up your independence..unless it feels so right.

Dm G G7

Nothing good comes easily..... sometimes you got to fight.

Chorus

Dm Em

You launched a 1000 ships in my heart.

Amber



Dm

G G7

So easy, still it's fine from afar.....& you know I

C Am Emx2

Woah, Brainstorm, take me away from the norm.

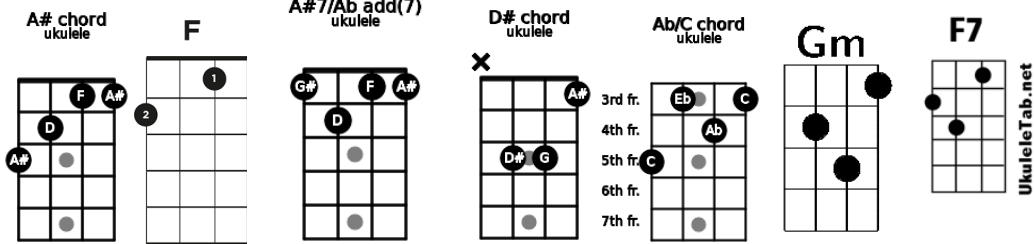
Woah, I've got to tell you something. **26**

C Am Emx2





Life Goes On



A#x1 D Dx D Dx intro A#x2

Fx1

F7x1

Desmond has a barrow in the market place. Molly is a singer in

A# A#7

D#

a band. Desmond say's to Molly "Girl, I like your face." And

A#1/2

F71/2

A#x1

Molly says this as she takes him by the hand.

Chorus

A#x1

F1/2 Gm1/2 D#1/2

F71/2

A#x1

"Ob la di Ob la da life goes on bra- la-la how the life goes on.

... **A#x1**

F1/2 Gm1/2 D#1/2

F71/2

A#x1

Ob la di Ob la da life goes on bra- la-la how the life goes on." 27





Life Goes On



A#

F

F7

Desmond takes a trolley to the jeweler's store, buys a 20 carat

A#

A#7

D#

golden ring. Takes it back to Molly waiting at the door & as he

A#_{1/2}

F7_{1/2}

A#_{x1}

gives it to her, she begins to sing.

Chorus

D#_{x2}

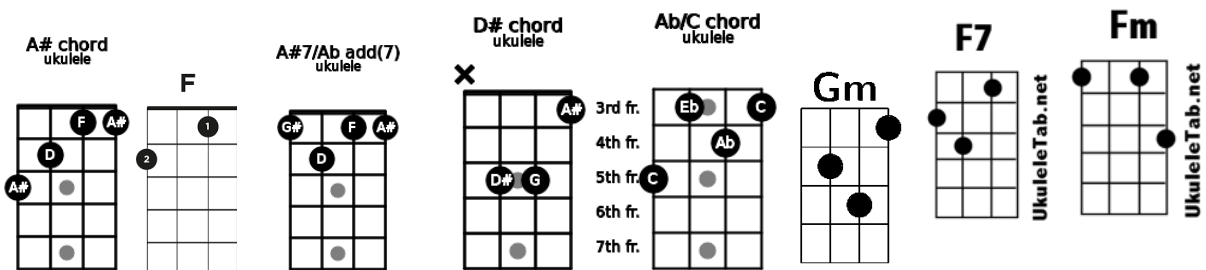
A#_{1/2} Ab Gm Fm_{1/2} D#_{x2}

In a couple of years, they have built a home sweet home. With

F7_{x2}

28

a couple of kids running in the yard of Desmond & Molly Jones.






Life Goes On



THE
BEATLES



A#

F

F7

Happy ever after in the market place. Desmond lets the

A#

A#7

D#

children lend a hand. Molly stays at home & does her pretty

A#_{1/2}

F7_{1/2}

A#_{x1}

face, & in the evening she still singing with the band. **Chorus**

D#_{x2}

A#_{x2}

D#_{x2}

In a couple of years, they have built a home sweet home. With

A#_{x1}

F7₁₂₃₄

a couple of kids running in the yard of Desmond & Molly Jones.

A#

F7

Happy ever after in the market place. Desmond lets the

A#

D#

children lend a hand. Molly stays at home & does her pretty

A#_{1/2}

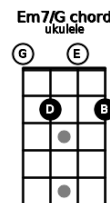
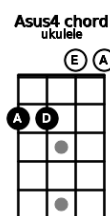
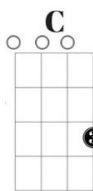
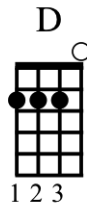
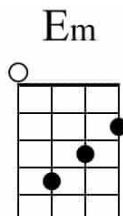
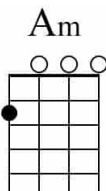
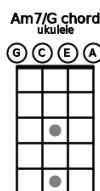
F7_{1/2}

A#_{x1}

face, & in the evening she still singing with the band. **Chorus** 29



Times Like These



intro D U D U D D U – U D D U D U

As4 D D As4 D As4 D As4 D As4 D D As4

D (D DU-UDU- UDU-UDU) Am(D DU-UDU) Am7(UDU-UDU)

I, I'm a one-way motor way .

C (D DU-UDU) Em (UDU) Em7 (UDU) D Intro

I'm the one that drives away, follows you back home.

D Am Am7

I, I'm a streetlight shining.

C Em Em7 D Intro

I'm a white light blinding bright burning off and on. 30





Times Like These



Chorus

C (D DU_UDU) Em (D DU) Em7 (UDU) D(D DU-UDU)

It's times like these you learn to live again.

C Em Em7 D


It's times like these you give and give again.

C Em Em7 D

It's times like these you learn to love again.

C Em Em7 D Intro

It's times like these time and time again.



Times Like These



D **Am** **Am7**

I, I'm a new day rising.

C **Em** **Em7** **D Intro**

I'm a brand new sky that hangs stars upon tonight

D **Am** **Am7**

I, I'm a little divided.

C **Em** **Em7** **D Intro**

Do I stay and run away and leave it all behind?

Chorus

Interlude (All 1 strum down) D C Em7 D C Em7 D

Chorus x2 Last Chorus D intro at the end of each line.

Outro (All 1 strum down, except last D) 32

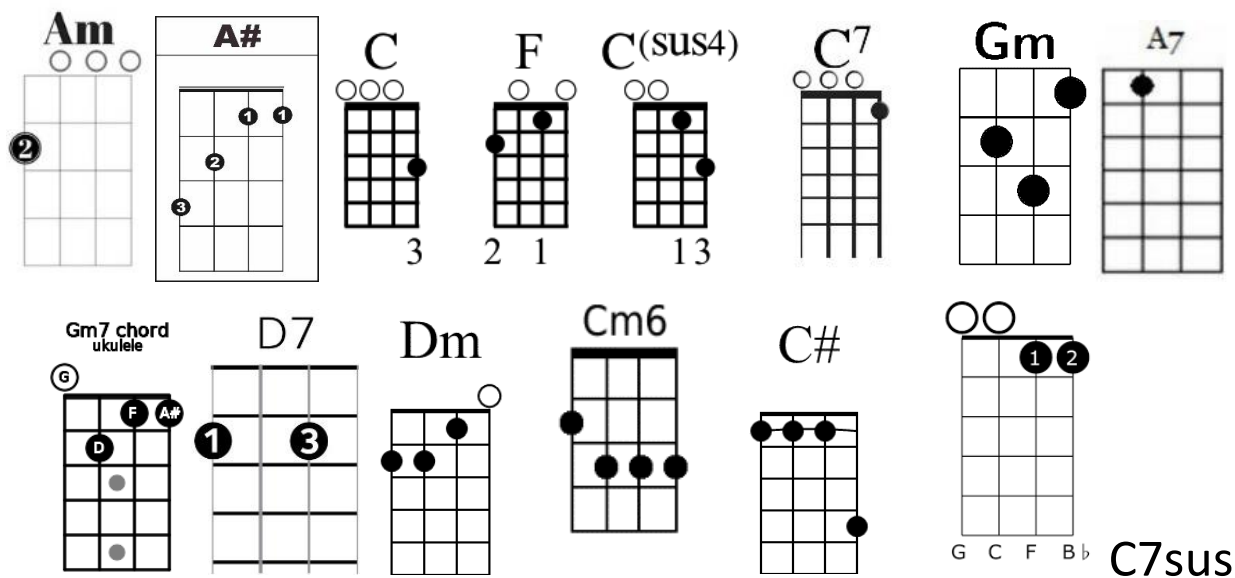
C Em7 D C Em7 D Intro x1/2

C Em7 D C Em7 D Intro x 1/2 C





What A Wonderful World



Intro- F Am A# Am F C7sus Csus4 C7 **Picking Pattern G C E A E C**

C E F Am A# Am Gm F A7

I see trees of green, red roses too, I see them bloom for me &

Dm C# C7sus C7 F Gm7 C7

you. And I think to myself, what a wonderful world.

C E F Am A# Am Gm F

I see skies of blue & clouds of white. The bright blessed day,

A7 Dm C# C7sus C7

the dark sacred night & I think to myself, what a wonderful

F world . A# F Csus4 C7



What A Wonderful World



C D DU DU DU x1

Fx1

Cx1

The colors of the rainbow, so pretty in the sky. Are also

Fx1

DmX1/2

Cx1/2

on the faces of people going by. I see friends shaking hands,

Dmx1/2

Cx1/2

Dmx1/2 D7x1/2 Gm D7 C7 1,2,3

saying how do you do. They're really saying I love you. I hear

Fx1

Amx1 A#x1

Amx1 Gm7x1

Fx1 A7x1

babies crying, I watch them grow, they'll learn much more than

Dmx1

C#x1

C7susx1 C7x1

Fx1

I'll ever know & I think to myself, what a wonderful world.

Cm6 D7

Gm7

C7sus

C7

F

Yes, I think to myself, what a wonderful world.

Outro- all picking or use **D DU DU DU** for the whole song.

A# Cm6

D7 Gm7

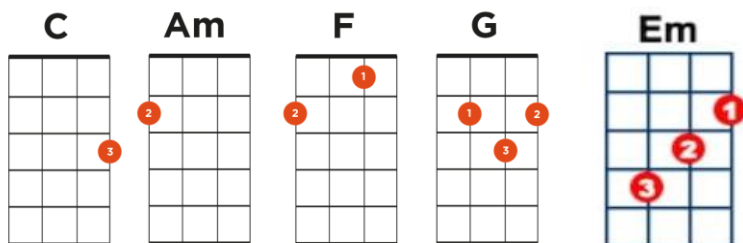
Csus4 Gm7

C7sus C7

F



Breakdown



DDU DUDU Intro C Em Am Gx2 1 Ukulele Strum 1 Pick

A -3 -2 -0 -2
E -0 -0 -0 -3 -3 -3 -0 -0 -0 -3 -3 -3
C -0 -0 -4 -4 --0 -0 -2 -2
G -0 -0 -2 -0

C Em Am G

I hope this old train breaks down. Then I could take a walk

C Em Am G

around. And see what there is to see & time is just a melody.

C Em 35

With all the people in the street, walk as fast as their feet can





Breakdown



Am

G

C

take them. I just roam through town. And though my windows

Em

Am

got a view, well the frame I'm looking through, seems to have

G

no concern for me now.

Chorus DDU UDU

C_{1/2} Em_{1/2}

Am_{1/2} G_{1/2}

C_{1/2} Em_{1/2}

Am_{1/2}

I need this , old train to breakdown, Oh please just let me

G_{1/2}

C Em Am G x2

please breakdown.

C

Em

Am

G

This engine screams out loud. Centipede gonna crawl

C

Em

Am

westbound. So I don't even make a sound. It's gonna **36**





Breakdown

G

C

sting me when I leave this town. All the people in the street

Em

Am

G

That I'll never get to meet, if these tracks don't bend somehow

C

Em

Am

G

& I got no time that I got to get to, where I don't need to be so

Chorus x2 DDU UDU Split Strum Same For The Bridge

C

G_{1/2}

F_{1/2}

C

G_{1/2}

F_{1/2}

C

I want to break on down, but I can't stop now,

G_{1/2}

F_{1/2}

C

G_{1/2}

F_{1/2}

let me break on down. **Play until Chorus**

A -3 -3 -7 -7 -3 -3 -5 -5

E -0 -0 -0 -7 -7 -7 -0 -0 -0 -3 -3 -3

C -0 -0 -7 -7 --0 -0 -2 -2

G -0 -4 -2 -0 37





Breakdown



C

Em

But you can't stop nothing if you got no control. Of the

Am

G

C

thought's in your mind, that you kept in you know. You don't

Em

Am

know nothing, but you don't need to know. The wisdom in the

G

C

Em

trees not the glass window. You can't stop wishing if you don't

Am

G

let go. But things that you find & you lose & you know. You

C

Em

Am

keep on rolling put the moment on hold, the frames too bright

G

so put the blinds down low.

Chorusx2

38





Breakdown



C G_{1/2} F_{1/2}

C G_{1/2} F_{1/2}

C

Solo during: I want to break on down, but I can't stop now.

A-3/5—3- 7—5---3

A-3/5—3- 7—5

E-3/5---3—0 8—5—3

E-3/5---3—0 8—5


A-3/5—3 10 ---8---7

A-3/5—3- 7—5---3

E-3/5---3—0 12—10—8

E-3/5---3—0 8—5—3

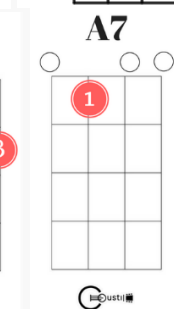
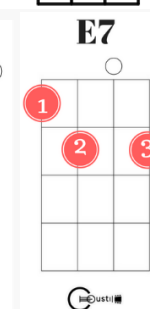
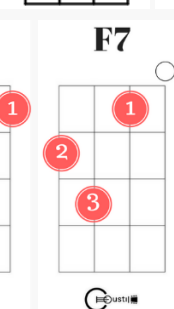
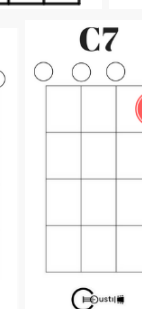
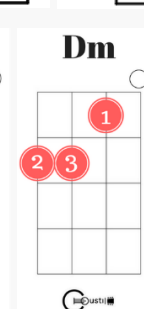
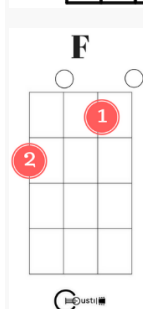
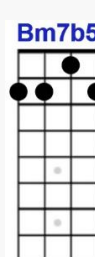
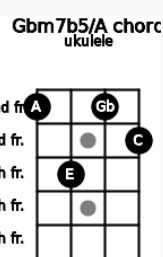
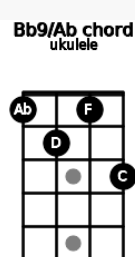
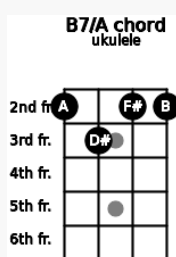
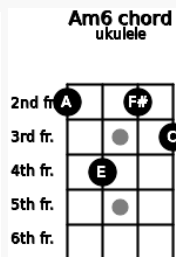
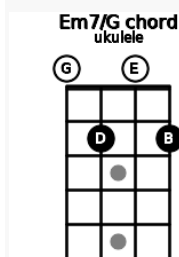
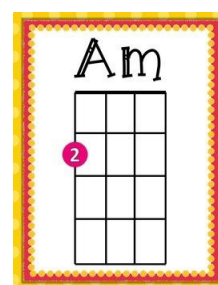
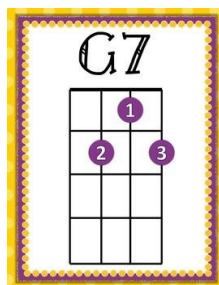
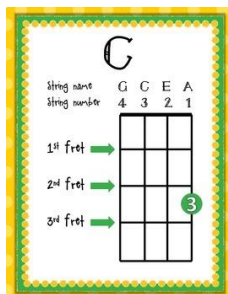
/ Slide



39



Moon River DD UDU 1st strum louder



C

Am

F

C

Moon River wider than a mile.

F

C

Bm7b5

E7

I'm crossing you in style, some day

Am

C7

F

Bb9

Old dream maker, you heart breaker

Am

Gbm7b5 1/2 B7 1/2

Em7 1/2

A7 1/2

Amx1

Wherever you're going

I'm going

40

Dm 1/2 G7 1/2

your way



Moon River DD UDU 1st strum louder



C Am F C
Two drifters off to see the world
F C Bm7b5 E7
There's such a lot of world to see

Am Am Am6 F7 C F
We're af--ter the same rainbows end
C F
Waiting round the bend, my huckleberry
C
friend.

Am Dm G7 C C
Moon River. .and me Repeat everything

Ending- Am Dm G7 C C
Moooon Ri--ver..and meeeeeeeeeee



41





Fly's Adventure



Part #1

A--0-3-2- x4 3-2-x4 --0-3-2 3-2 3—2 3-2 3-2 3-2-0
 E --4 --3 --1 --0 --1 --3
 C
 G

Part #2

A -5-8-7x4 --4-8-7 x 4 --5-8-7 --3—8-7 -1-8-7—0-8-7—1-8-7—3-8-7 --5
 E
 C
 G

Alternative Way to paly part #2

A 8-7x4 8-7x4 8-7 8-7 8-7 8-7 -8-7 8-7 --5
 E—10 --9 --10 --8 --6 --5 --6 --8
 C
 G

Part #3

A 77 55 33 2-2-slide 7 whole part x2
 E—0 --0 --0 --0
 C

42



Fly's Adventure



Part#5



Pull off for each #

A—7-5---5-3-- 3-2-- 5-3 --3-2 x2 --5-3 3-2 x2

E

C

G

A -1-2 --3-2 ---4-3 -- --5-4 —6-5—7 x2-

E

C

G

Part #5

A—7-6-5-4 --6-5-4-3 --5-4-3-2 --4-3-2-1

E

C

G

43



A—0-1-2—0-2-3 -0-2-3—03-4 --03-4 --0—4—5

E-----



Fly's Adventure



Repeat Part #2 Either Version



Ending

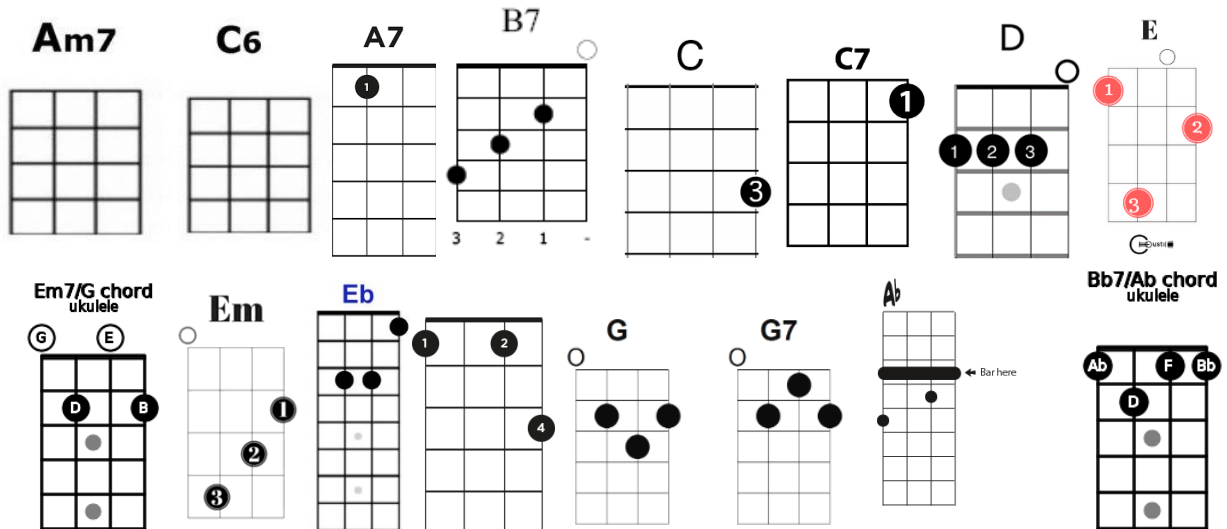



Harmonics on 12th fret . A , E, C ,G

A	strum D U & Slide	1	2	3	4
E					
C		1	2	3	4
G					



That's Life

D DU D DU



Intro D DU D DU D DU D DU D DU D DU D DU

G Em A7 D G Em A7 D

G B7 Em

That's life (that's life) that's what all the people say. You're

A7 G1/2 B71/2

ridin' high in April, shot down in May. But I know I'm gonna

That's Life

D DU D DU

Em

A7

D

change that tune. When I'm back on top, back on top in June.

G

B7

I said that's life (that's life), & as funny at it may seem.

Em

A7

Some people get their kicks stompin' on a dream.

G

B7

Em A7

But I don't let it, let it get me down, cause this fine old world,

D

G

it keeps spinnin' around.

G

G7

I've been a puppet, a pauper, a pirate, a poet, a pawn & a king

C

C7

I've been up & down & over & out & I know one thing.

A7

D

Each time I find myself flat on my face. I pick myself up & get

D

G

B7

46

back in the race. That's life (that's life), I tell you I can't deny

That's Life

D DU D DU

Em

A7

it. I thought of quitting, baby, but my heart just ain't gonna

G

B7

Em

A7

buy it. And if I didn't think it was worth one single try. I'd

D

G

jump right on a big bird & then I'd fly.

G

G7

I've been a puppet, a pauper, a pirate, a poet, a pawn & a king

C

C7

I've been up & down & over & out & I know one thing.

A7

D

Each time I find myself flat on my face. I just pick myself up &

Eb

Ab

Ab

C7

back in the race. That's life (that's life), and I can't deny

Fm

Bb7

it. Many times I thought of cutting out, but my heart

Ab



C7

47


wouldn't buy it. But if there's nothin' shakin' come this here

That's Life


D DU D DU



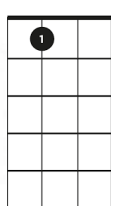
Am7



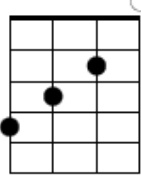
C6



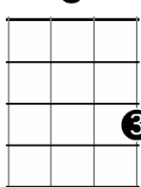
A7



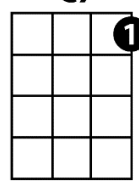
B7



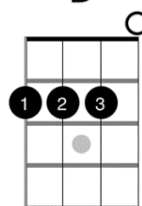
C



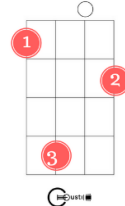
C7



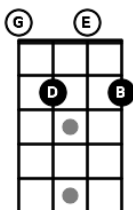
D



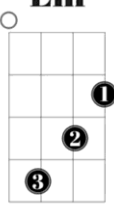
E



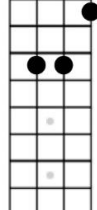
Em7/G chord
ukulele



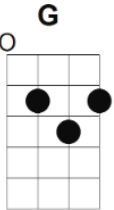
Em



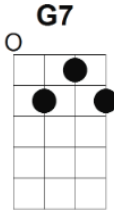
Eb



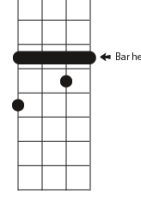
G



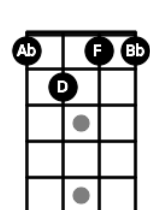
G7



Ab



Bb7/Ab chord
ukulele



Fm

Bb7 stop

Bb7

Eb

Ab

July.

I'm gonna roll myself up in a big ball & die.

B7

E

Eb stop

Em7

Ab



My,my!

48



Ukulele Student Book Three

