

## Ways To Play



**Index**





**Inner thumb**



**The whole hand**

# Ukulele Tuning & Strum Patterns



**G-----Giant**

**C-----Crocs**


**E-----Eat**

**A-----Anything**

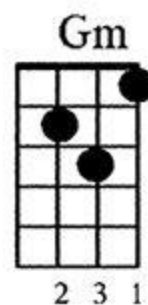
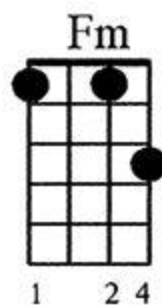
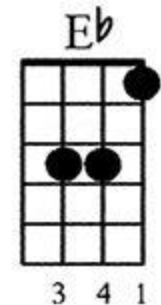
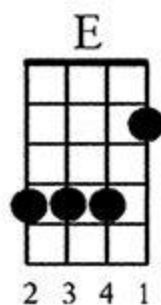
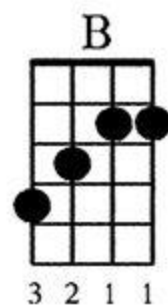
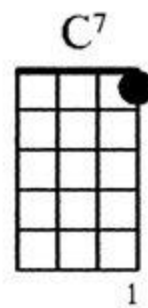
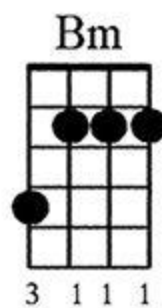
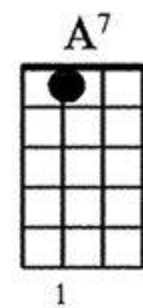
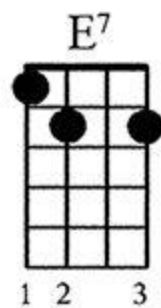
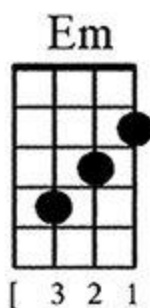
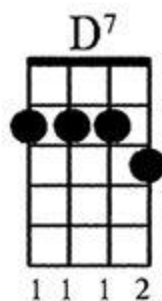
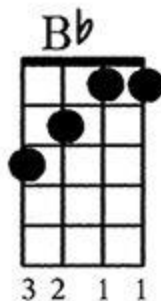
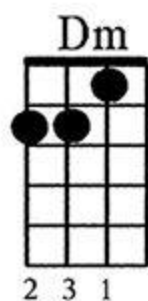
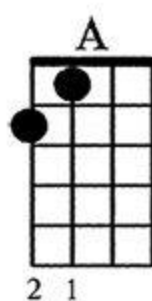
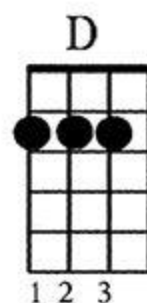
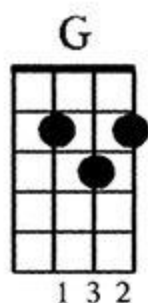
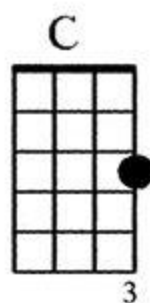
**U=UP D=DOWN**

**Sway DDUU    Glide Uudd    IZ DDUD UDU**


**Country D DUD DU    Island D DU UDU**




## Most Common Chords



# Itsy Bitsy Spider



**DD UU**



**Fx2**

**C7x1**

**Fx2**

**The itsy-bitsy spider climbed up the water spout.**

**F**

**C7**

**F**

**Down came the rain and washed the spider out.**

**F**

**C7**

**F**

**Out came the sun and dried up all the rain.**

**F**

**C7**

**F**

**So, the itsy-bitsy spider climbed up the spout again.**

**Fx4**

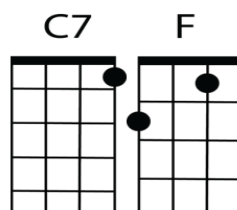
**C7x2 Fx4**

**Fx4**

**C7x2**

**Fx4**

**Itsy-bitsy tiny little spider. Itsy-bitsy tiny little friend.**





## If You're Happy & You Know It

**D7x1    Gx2**

**If you're happy & you know it    D7x2**

**Clap your hands.**

**Stamp your feet.**

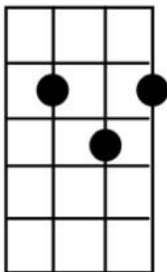
**DD UU**

**Turn around.**

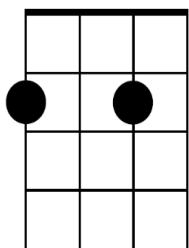
**Flap your arms.**

**Hug yourself.**

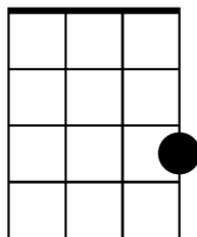
**G**



**D<sup>7</sup>**



**C**



**D7x3**

**If you're happy & you know it Gx2**

**Clap your hands.**


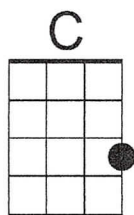
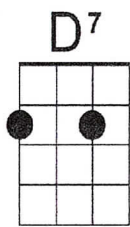
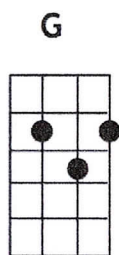
**Stamp your feet.**

**DD UU**

**Turn around.**

**Flap your arms.**

**Hug yourself.**



**Cx2**

**Gx2**

**If your happy & you know it then your face will surely show it. D7x2**

**If your happy & you know it. Gx2**


**Clap your hands.**

**Stamp your feet.**

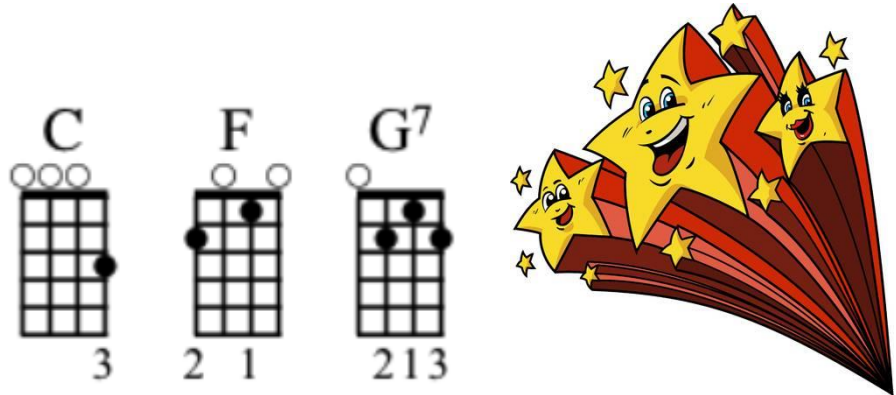
**Turn around.**

**Flap your arms.**

**Hug yourself.**



# Twinkle, Twinkle Little Star



**Cx2                      Fx1   Cx1      DDUU**

**Twinkle, twinkle little star,**

**Fx1   Cx1      G7x1      Cx1**

**how I wonder what you are.**

**Cx2   Fx1      Cx1      G7**

**Up above the world so high,**

**Cx1   Fx1      Cx1   G7x1**

**like a diamond in the sky.**

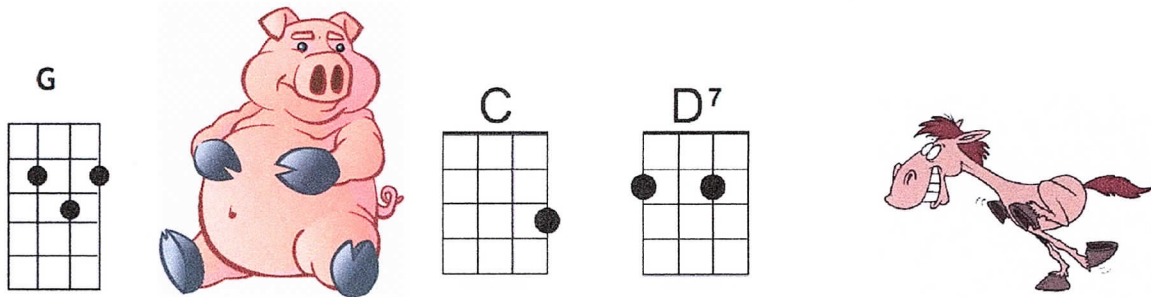
**Cx2                      Fx1   Cx1**

**Twinkle, twinkle little star,**

**Fx1   Cx1      G7x1      Cx1**

**how I wonder what you are.**

# Old Macdonald



**Gx2                      Cx1    Gx3            D7x1   Gx2**

**Old Macdonald had a farm E I E I      O!**

**Gx2                      Cx1    Gx3            D7x1 Gx2**

**& on this farm he had a duck, E I E I      O!**

**Gx6**

**With a quack-quack here, and a quack -  
quack there, here a quack there a quack**

**ev-ry-where a quack- quack.**




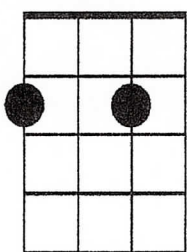
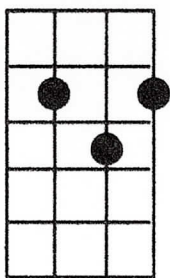
**Gx2                      Cx1    Gx3            D7x1   Gx2**

**Old Macdonald had a farm E I E I      O!**

**G**

**D<sup>7</sup>**

**C**



**Other Verses:**

**Cow-moo, moo**

**Dog-bow, bow**




**Pig-oink, oink**

**Rooster-cock-a doodle, cock-a doodle**

**Cat-meow, meow**

**Turkey-gobble, gobble**

**Horse-neigh, neigh**



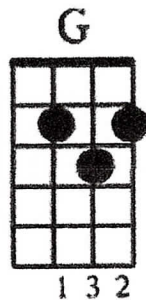
**DD UU**

# Baby Shark

\_\_\_ String

# Is The Fret

O Is For Open String



**G**

**C**

**E**

**A**

**2--4**

**Ba--by**

**Ma-ma**

**Dad-dy**

**Grand-ma**

**Grand-pa**

**Let's go**

**Run**

**Safe**

**That's**

**G**

**shark**

**shark**

**shark**

**shark**

**shark**

**hunt**

**away**

**at last**

**the end**

**DDD DUUD**

**dodododododo**

**dodododododo**

**dodododododo**

**dodododododo**

**dodododododo**

**dodododododo**

**dodododododo**

**dodododododo**

**dodododododo**

**G**

**C**

**E**

**A**

**2--4**

**Ba-by**

**Ma-ma**

**Dad-dy**

**Grand-ma**

**Grand-pa**


**Let's go**

**Run**

**Safe**

**That's**

**C**



**C**

**DDD DUUD**

**shark**

**dodododododo**

**shark**

**dodododododo**

**shark**

**dodododododo**

**shark**

**dodododododo**

**shark**

**dodododododo**

**hunt**

**dodododododo**

**away**

**dodododododo**

**at last**

**dodododododo**

**the end**

**dodododododo**

**G**

**C**

**E**

**A**

**2--4**

**Ba-by**

**Ma-ma**

**Dad-dy**

**Grand-ma**

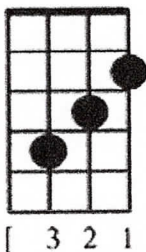
**Grand-pa**

**Let's go**

**Run**

**Safe**

**Em**



**Em**

**DDD DUUD**

**shark**

**dodododododo**

**shark**

**dodododododo**

**hark**

**dodododododo**

**shark**

**dodododododo**

**shark**

**dodododododo**

**hunt**

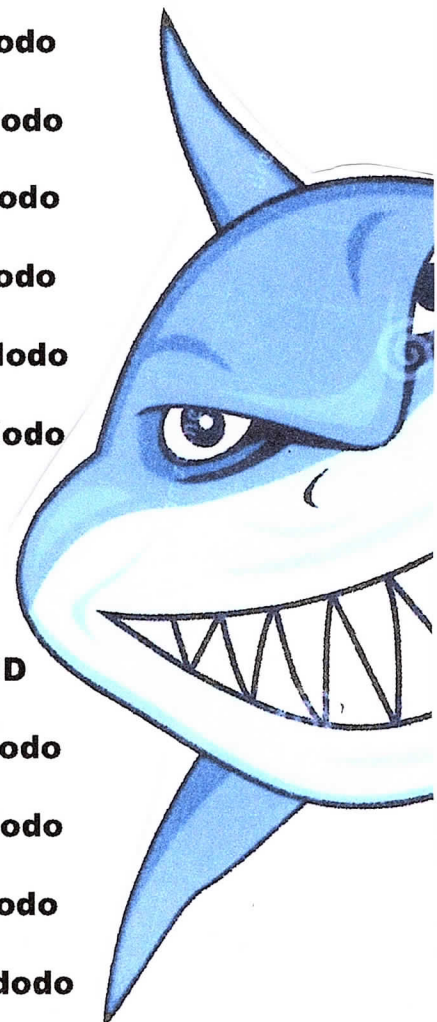
**dodododododo**

**away**

**dodododododo**

**at last**

**dodododododo**



**That's**

**the end**

**dodododododo**



**G**

**O---O**

**C**


**D**

**D**

**DDD DUUD**

**E**

**Ba-by**



**shark**

**dodododododo**

**A**

**Ma-ma**

**shark**

**dodododododo**

**Dad-dy**

**shark**

**dodododododo**

**Grand-ma**

**shark**

**dodododododo**

**Grand-pa**

**shark**

**dodododododo**

**Let's go**

**hunt**

**dodododododo**

**Run**

**away**

**dodododododo**

**Safe**


**at last**

**dodododododo**

**That's**



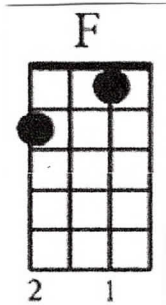
**the end**

**dodododododo**



# Frère Jacques

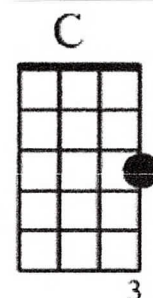
(Are You Sleeping?)





F UU DD	F UU DD	UU DD	UU DD	F UU C7 DD	F UU DD
Are you	sleeping?	Are you	sleeping?	Broth - er	John,
Fre-re	Jac-Ques	Fre-re	Jac-Ques,	Dor-mez-	vous?
Are you	sleeping?	Are you	sleeping?	Broth-er	John,

F UU C7 DD	F UU DD	F UU DD	F UU DD
Broth- er	John,	morning bells are	ringing
Dor-mez-	vous?	Son-nez les ma-	-ti-ness.
Broth-er	John,	morning bells are	ringing

F UU DD	F UU DD	F UU C7 DD	F UU DD
Morning bells are	ringing,	ding ding	dong,
Son-nez les ma-	ti-nes:	ding dang	dong!
Morning bells are	ringing,	ding ding	dong,





F UU C7 DD F UU DD

ding ding dong!

ding dang dong!

ding ding dong! End: slower each time. ding ding dong!

FUU C7 DD FUUDD


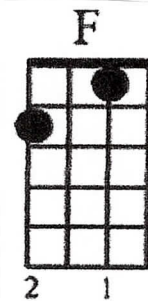
FUU C7 DD FUU DD

Ding ding dong,


FUU DD C7UU DD C UUDD F U

FUU C7 DD FUUDD

ding ding dong



# Let's Go Fly A Kite



Strum DDUU      Advanced Strum DDUD UDU

Expert Strum DDUD UDU Cord Change DDUU

F                      C

Let's go fly a kite. Up to the highest heights.

G7                      C                      C7

Let's go fly a kite, and send it soaring.

F                      C

Up to the atmosphere, up where the air is clear.

G7                      C                      C7

Oh, let's go, fly a kite.

G7                      C                      C7

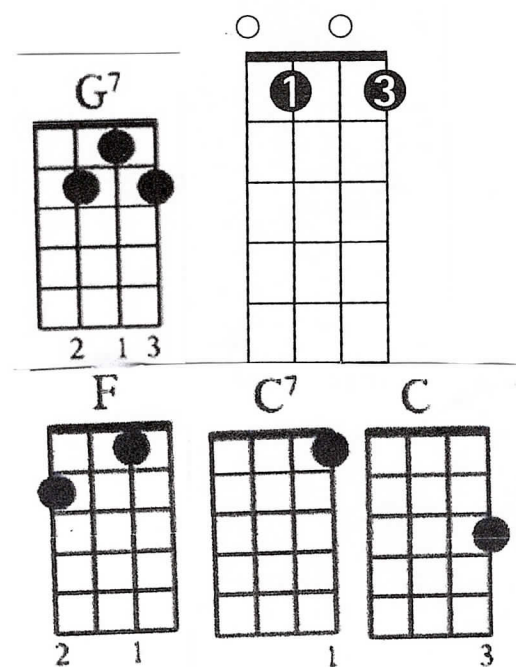
Oh, let's go, fly a kite.

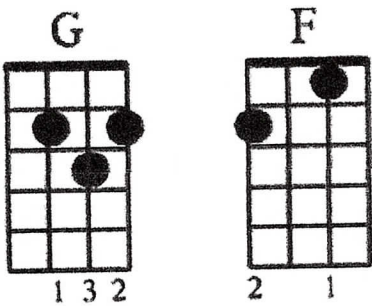
F X2   G7 X2   C X2   C7X2

F X2   G7 X2   C X2   Db dim7   X2



F X2   G7 X2   C X1   G7 X2   C X1

**Db°7**





# You Are My Sunshine



**DDUU F Chords DDUD UDU**

**C x6**

**C7x2**

**You are my sunshine, my only sunshine.**

**Fx2**

**Cx4**

**You make me happy, when skies are grey.**

**Fx2**

**Cx6**

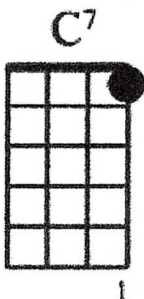

**You'll never know dear, how much I love you.**

**Gx2**

**Cx2**

**C7x2**

**Please don't take my sunshine away.**



# You Are My Sunshine pg.2

**Cx6**

**C7x2**

**The other night dear as I lay sleeping,**

**Fx2**

**Cx4**

**I dreamed I held you in my arms,**

**Fx2**

**Cx6**

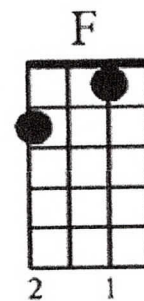
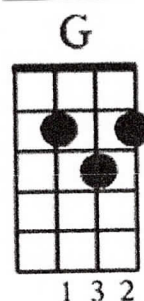

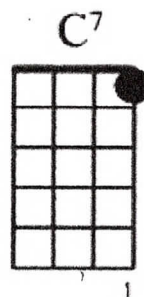
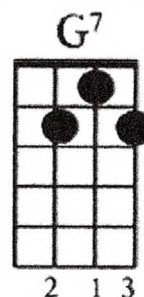

**When I awoke dear, I was mistaken,**

**Gx2**

**Cx2**

**C7x2**

**and I hung my head and cried. (Repeat pg.1)**



# You Are My Sunshine pg.3

**Cx6**

**C7x2**

**I'll always love you, and make you happy**


**Fx2**

**Cx4**

**If you would only, say the same.**

**Fx2**

**Cx6**


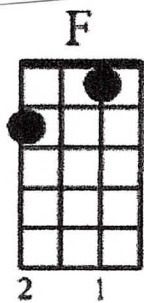


**You'll never know dear, how much I love you,**

**Gx2**


**Cx2**

**Please don't take my sunshine away.**



**(Repeat pg. 1)**

**Ending**



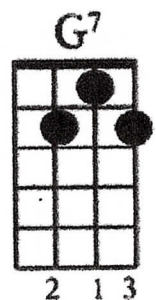
**G7x2**

**Gx2**

**Cx2**

**C**

**Please don't take my sunshine away.**





**How Do I Read Tablature?**

**Fret not....it's eeeaaasy!**



**G-----Letter & line is the string name.**

**# Is the fret number.**


**O is an open string, use strum finger.**

**Numbers on top of each other means play the notes at the same time.**

**Tablature can often seem to be written upside down. I prefer it reversed, so it looks like you are looking at your instructor's ukulele.**



**Here is an easy tune you'll recognize.**



## **You Are My Sunshine**

### **Part #1**

**G--- -0- --0—0--**

**C---2--**

**E---**


**A- --0—2—2—2—1—2**

**G---0-- --0- --0-**

**C---**

**E---**

**A- 0-2-3-7-7-5-3-2 -- 0--2-3-7-7-5-3-2**



**G---0---**

**---0—**

**C---**

**E---**

**A--- ---0—2—3—0—0—2—**

**Play while someone plays the strum version.**

