

# Pieces of the North

## Yellowknife Quilters Newsletter

Website: [www.ykquiltersguild.ca](http://www.ykquiltersguild.ca)

May 2026 - Issue 219

Picture taken at June 2025 YK Guild – L. Whitford

### Inside This Issue

- ❖ President's Message .....1
- ❖ Tamara Kate.....3
- ❖ Quilt Retreat.....5
- ❖ Quilt Challenge 2025/26.....6
- ❖ Missing the Point.....6
- ❖ Angel Baby Project.....7
- ❖ Honey Bear Making Day .....8
- ❖ Show and Tell.....10
- ❖ Block of the Month.....13
- ❖ Local Quilting Shops.....14
- ❖ 2025-2026 Executive .....15
- ❖ Meeting Info .....15

### Next Meeting

May 14, 2026 at  
7 pm meeting @ Baker Centre.

### President's Message

Hello Quilters,

As I left YK April 17, it was still -20 and snow on the ground. I have seen evidence of more snow through my door bell camera. It seems to have been a very long and cold winter. I have often wondered if it will ever end. I see that it is warming up but with the possibility of more snow on the way, AGAIN! I am currently visiting

family in Victoria BC and today's temperature was a beautiful +15 and sunny. These April/May travels are quite rejuvenating.

A friend suggested that I ask if any quilters have a favourite tool. As I am currently travelling, a favourite tool is not what I am thinking about. Travelling to Squamish BC to visit our daughter and family, I have come to truly appreciate the fact that there are 2 quilt stores in Yellowknife within a 2.5 km distance of my home. From Squamish, I need to travel the Sea to Sky Highway into Vancouver, a 60-minute drive at best, to find any type of fabric store. The

closest one is a Fabricland with such a huge variety of fabrics that I usually come away with nothing as I find it too overwhelming. So next to my sewing machines, my favourite tool is a great local fabric store where I can see exactly what I am buying and make certain that the fabric colours are exactly what I want. Many thanks to our local fabric stores and their helpful and friendly staff.



This month we are hosting Tamara Kate, a quilter and designer from Montreal. May 28 Tamara will be hosting a Trunk Show and Lecture. Donna will be posting the time and location (see page 3). Even if you are not planning to attend any of her classes, come and see some of her quilts and techniques. It is always amazing to see work from another imaginative quilter. I am really looking forward to her classes which will introduce me to Designing a More Modern Quilt, Curves and Transparency and English Paper Piecing Beyond the Hexi. It will be a busy weekend!

How is your Challenge project coming along? Are you one of the quilters who thinks that 'due in June - do in June'? Your challenge piece must be no smaller than a fat quarter and must be quilted and bound.

Liane, representing Quilts of Valour, will be attending our May meeting and letting us know what the Quilts of Valour program is and how to participate in the program. I look forward to hearing about this program.

The planning for the Spring Retreat is coming along. Keep June 5-7 in mind for this year's retreat at the Yellowknife Ski club. Amanda has sent out a poster already with all the information (see page 5). You can contact her at apbooks0@gmail.com. Registration funds can be sent to quiltingyk@gmail.com.

June will be our AGM. There are three positions on the executive open for election. We are looking forward to adding some new members with new ideas and energy.

Spring will come, enjoy the sunshine and keep quilting.

Leslie Bromley  
President



*April's Mystery Bag Draw Winner  
Congratulations  
Ilia Daniel*

## TAMARA KATE IS COMING TO YELLOWKNIFE!!!!

MAY 28-31, 2026



Tamara is a licensed fabric designer and quilter who is best known for the playful use of colour she employs in her designs and her fresh, inventive eye where quilt design is concerned. Her work has been featured in a number of international quilting magazines, she designs her own line of quilt patterns and she regularly creates original quilts for companies within the textile industry.

Tamara has been sharing her love of designing fresh, modern quilts and other needle arts with students internationally for a number of years. She equally enjoys teaching techniques and inspiring others to embrace their unique voice in creating contemporary textiles true to their personal vision.

### Trunk Show and Lecture - Thursday, May 28/26

*“For the Love of Colour”*

Tamara will be discussing her work at a lecture which will be held Thursday, May 28 at 7:00pm at the Baker's Centre. This lecture will be free for all members and invited guests.

### Three Exciting Class Opportunities!!!

**Designing a More Modern Quilt**

**Fri May 29**

**6:30 pm - 9:30 pm at the Ski Club**

**\$50.00 for members (\$90.00 for non-members)**

**6 SPACES  
LEFT!**



Are you intrigued by modern quilts, but don't know how to jump in? Do you have the desire to move beyond the repetition of traditional blocks and create more original quilts? If so, this class should start all kinds of ideas and leave you feeling motivated to approach your craft in a new light! We will work only with paper because when the trepidation of cutting into precious fabrics is removed, we free ourselves to explore. We will start with looking at many of the basic principles of modern quilt design then you will be led through a variety of fun, creative exercises including simplifying shapes and layout, choosing more bold, yet harmonious colour combinations and designing based on an existing inspirational image.

## Curves and Transparency

**Sat May 30**

**9:00 am - 4:00 pm at the Ski Club**

**\$100.00 for members (\$140.00 for non-members)**

4  
SPACES  
LEFT!



Playing with the illusion of transparency in quilt design adds depth and luminosity to the pieces we create. Couple this with flowing curves and the result is a dynamic, eye catching, unique quilt that speaks volumes about the maker's personality. Learn the techniques Tamara uses to plan, cut and execute this style of modern quilt (no appliqué involved) and the colour theory that helps make it shine.

## EPP - Beyond the Hexie

**Sun May 31**

**9:00 am - 4:00 pm at the Ski Club**

**\$100.00 for members (\$140.00 for non-members)**

6 SPACES  
LEFT!



Piecing by hand with shapes that would be more complicated to tackle with a sewing machine (y-seams, complex geometry and even curves) opens up many new possibilities in your quilting repertoire. Learn essential English Paper Piecing techniques, tips and tricks to tackle a variety of shapes and be well on your way to making a colourful, modern, mini geometric work of art. We will discuss shape, colour, layout and even start thinking about designing your own templates.

## How can I register??



Spaces will be limited so don't delay! The classes are filling up.....don't miss out your spot!! Sign up now!!!

Options are to pay by EMT to quiltingyk@gmail.com or in person at the next Quilt Guild meeting.

Regular cancellation policies are in effect.

If you have any questions, contact Donna!!

SPOTS  
STILL UP  
FOR  
GRAB!!

# Quilt Retreat June 5-7, 2026

Submitted by Amanda Pierce

There are still a couple available spots for the Spring Retreat but it is starting to fill up. To ensure your spot is reserved please email me at [apbooks0@gmail.com](mailto:apbooks0@gmail.com) (it is a zero before the @). Registration fees can be paid by cheque or e-transfer to [quiltingyk@gmail.com](mailto:quiltingyk@gmail.com). Your registration is complete upon payment in full. If you have any questions, please let me know. Amanda



## SPRING QUILT RETREAT

June 5-7, 2026

You just go home to sleep in your own bed at night.



It's that time again.....An awesome opportunity for members to be inspired at an uninterrupted weekend of sewing and socializing with quilting friends! You don't want to miss it. Space is limited so register now!

**Where:** Yellowknife Ski Club, 2nd floor. A wonderful space with lots of windows and ample room for 18 participants!

**What to bring:** All your sewing equipment, extension cord if you have one (some will be provided), projects, ideas etc. You may want to bring a pillow to sit on as chairs are hard and low. A snack to share (meals will be healthy so snacks don't have to be) Any personal beverage choices (there is a fridge) Four 5" squares of either, black, white, black and white or purple for a fun game on Saturday.



**Other information:** Coffee, tea and water will be available all weekend. Everything can be left at night as the facility will be locked. Please do not bring mini-irons as power at the ski club is limited. Irons and ironing boards will be provided.

**To sign up:**

Contact Amanda at [apbooks0@gmail.com](mailto:apbooks0@gmail.com).

Cost for the weekend is \$100, payable by cheque or e-transfer to [quiltingyk@gmail.com](mailto:quiltingyk@gmail.com).

Registration is complete upon payment in full.

Please let me know if you have food allergies or restrictions so we can cater accordingly.

### SCHEDULE

#### FRIDAY

Set up anytime after  
6:00p.m.

Sew and socialize for  
the evening.

#### SATURDAY

Doors open 8:45 a.m.  
until bedtime.

Breakfast, lunch and  
dinner will be provided

Game will be after  
lunch.

#### SUNDAY

Doors open at 8:45  
a.m.

Breakfast and lunch  
will be provided.

Make and take

4:00 - 5:00p.m. pack  
up and cleanup



## Quilt Challenge 2025/26

Submitted by Debbie Gillard

### Thread Between the Lines... IDIOMS ...AROUND THE WORLD

A quick stitch-check: all submissions must be quilted (three layers sewn together). Your piece can be any size or shape, as long as it's no smaller than a Fat Quarter in diameter. Entries must be made specifically for this challenge. And when it comes to finishing, anything goes: embellishments, decorative stitches, special edges, or a clean, simple finish. Maybe you'll choose a different method for binding.

Time is running out - Challenge Reveal will be at the June Guild meeting, time to finish your submissions!  
[Quilt Challenge](#)



### Newsletter Submissions

Please send articles in Microsoft Word format, news, favorite quilt websites, tips, recipes and other quilt related items for the newsletter to: [martamoir@yahoo.ca](mailto:martamoir@yahoo.ca) with the subject "For the Newsletter" Deadline for submissions is the 4th Thursday of the month by 7:00 p.m.

### Missing the Point – Krista Moser

Submitted by Linda Whitford



Here is a good tip from Krista Moser's March Blog.

Does this situation look familiar? "Oh, points wherefore art thou?!" Cutting the points off your quilt blocks is one of the most frustrating experiences, even for seasoned quilters. I thought I would reverse-engineer this problem so you could see how to avoid it.

<https://kristamoser.com/so/46PqwIcLq?languageTag=en&cid=2e7b204e-dec0-4b6e-9d09-733e0ff12c1d>

# Angel Baby Project

Submitted by Marta Moir & Linda Whitford

On April 21 a group of us got together to work on the Angel Baby Project. Linda Whitford led the day showing us how to make mini self-binding receiving blankets, pouches, diapers and bonnets for stillborn infants.



Linda would like to express a “big thank you to Leslie Bromley, Teresa Watson, Sandi Shannon, Kathryn Paddock, and Marta Moir for coming out to help with the final push on the Angel Baby Kits for Stanton Hospital.”



# Honey Bear Making Day

Submitted by Linda Whitford

In April, a group got together to work on making Honey Bears. Led by Teresa Watson, a sleuth of cute bears was created.





# April Show and Tell

Photos by Leslie Thomas







## Block of the Month Update

There are still a few blocks needed in order to complete the quilt tops, so continue making blocks for the incomplete tops (see list). If quilt tops were taken to piece together and have been completed, bring the quilt top to the meeting or drop it off at the Longarm of the North before the guild meeting.

	Block Name	Block size	Number needed	Number finished
Jan 24	Side Kick	12.5"	30 squares. 5 x 6 squares 60" x 72"	13
May 24	Rick Rack Block	10.5"	42 squares 6 x 7 squares. 60" x 70"	9
Oct 24	Twin Sisters Block	10"	48 squares 6 x 8 squares 57" x 66.5"	19
Nov 24	Hidden Wells Block	11"	42 squares 6 x 7 squares. 63" x 73.5"	19
Jan 25	Woven Block	10 1/2"	42 squares 6 x 7 squares. 60" x 70"	21
Mar 25	To Use Up The Pieces	12 3/4"	30 squares. 5 x 6 squares 60" x 72"	15
Apr 25	Children's Delight	10 1/2"	42 squares 6 x 7 squares. 60" x 70"	11
May 25	London Roads	9 1/2"	48 squares 6 x 8 squares 54" x 72"	4

Here is the link to find instructions to make these blocks <https://ykquiltersguild.ca/resources-page-1>



Side Kick  
Jan. 2024



Rick Rack  
May 2024




Twin Sisters  
Oct 2024




Hidden Wells  
Nov 2024



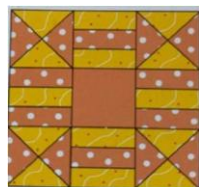
Woven Block  
Jan 2025



To Use up the Pieces  
Mar 2025



Children's Delight  
Apr 2025



London Roads  
May 2025

**Refer to the monthly newsletters for construction information, block size, and recommended colour options.**



## The Quilted Raven

[www.thequiltedraven.com](http://www.thequiltedraven.com)  
Email: [thequiltedraven@northwestel.net](mailto:thequiltedraven@northwestel.net)

5005 53<sup>rd</sup> Street  
1-867-920-0303

### *North of 60 Quilting Services*

Get those quilts finished  
with beautiful  
edge to edge designs!



Anita Griffore      867 446-2677  
[anitgrif@gmail.com](mailto:anitgrif@gmail.com)



### *Longarm of the North*

Offering quilting lessons, select fabrics,  
exclusive yarn, and more!

Open Tuesday- Friday 11-5pm and Saturday 12-5pm

Center 50 Mall, downtown Yellowknife, NT

## 2025-26 Executive

The YK Quilters Guild 2025/2026 Executive includes:

- Leslie Bromley - President
- Amanda Pierce - Vice-President
- Donna MacDonald - Treasurer
- Ilia Daniel - Secretary
- Leslie Thomas - Member at Large



## Meeting Info

### Draws at the guild meeting

The following draws take place at each Guild meeting:

Mystery Bag  
\$2 each  
Members only

Door Prizes  
Free  
Members & Guests

### Guest Policy

Guests are welcome to join us at any meeting. If a guest returns for a second or subsequent meeting, there is a \$5 charge per visit. For details, please see the full policy on the website.

### Members Giveaway Table

More and more Guild members are purging their stashes and offering items to Guild Members at the meetings. We will be setting up a table in the outer hallway for any items you would like other members to treasure.

### Meeting Etiquette

Please be courteous when someone has the floor and refrain from other conversations.



@YKQuilters



Yellowknife Quilters Guild

[www.ykquiltersguild.ca](http://www.ykquiltersguild.ca)

### **ADVERTISING RATES:**

Members for Sale Items FREE

Businesses \$35 full page

\$20 half page

\$10 quarter page

(or equivalent)



Canadian Quilters' Association  
canadienne de la courtepoinTE