

# Pieces of the North

Yellowknife Quilters Newsletter  
Website: [www.ykquiltersguild.ca](http://www.ykquiltersguild.ca)

December 2021  
Issue 174

Quilt Art by Hazel Wainwright

## Inside This Issue

- ❖ President's message ..... 2
- ❖ Show 'N Tell ..... 3 - 5
- ❖ A Quilter's Oath ..... 6
- ❖ Recipe Corner ..... 7
- ❖ Shop News ..... 8 - 9
- ❖ Executive ..... 9

## Next Meeting

December 9, 2021 at 7:00 pm,  
Baker Center and Zoom

Wishing you and your family peace, health,  
happiness, and prosperity in the coming year.

Merry Christmas.

~ From The Executive ~

## President's Message

Merry Christmas,

I confess that at time of writing, it is still November, but December will have arrived once you receive this.

Thanks to everyone who was able to attend the November meeting. It truly was very nice to see you in person and to check out the show n tell firsthand. Lovely work Ladies!

Again, at time of writing we are preparing for the Quilt Sale and the December Meeting. You will not want to miss that. The team is plotting, and fun is afoot and dessert on the menu. Remember, the OCPHO has us limited to 40 people, so the first 40 to RSVP will be the lucky ones. We cross our fingers each month that COVID numbers stay down and that our numbers can be increased. Zoom was an option at the meeting, but we are dependent on the internet, both ours and the attendees. Sometimes the signal leaves a lot to be desired.

The December meeting will also mark the end of our multiple draws and in January we will return to the Special Prize and Book draws, along with draws for the goodies donated by the Shops and of course, the President's thank you for coming.

My task this afternoon was to box up the quilts from the Sharing Gifts Program for the folks in Jean Marie River. Thanks to Colin MacPherson who took all 5 boxes in for us. It was much appreciated. In total, there were 45 (possibly 48 as 3 were on the table and I don't know if I counted them in the initial count), and 12 stuffed puppies from Teresa Watson. All the quilts got a quick photo before they were individually wrapped and put in the bags that lined the boxes. Thanks to Marc Whitford for helping with the taping. A very special thanks to all those who contributed, whether it was a quilt, piecing, quilting or binding. Five of those quilts had at least 3 different people responsible for the final project.

And with that.... From our house to yours, Merry Christmas and all the best for the New Year ahead.

Linda

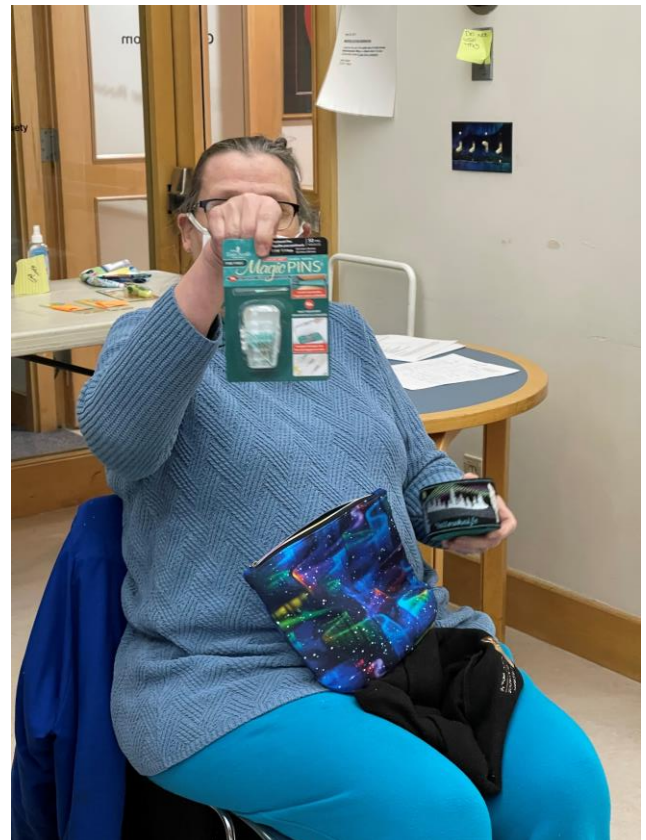
Good Afternoon Linda,

The Community of Jean Marie River would like to thank you and the people that help make those beautiful Quilts.




Thank you all so much,  
Medina Norwegian  
Donation Coordinator

Winner of the President's "Thank You For Coming" gift.




**Congratulations Esther!**



# November Meeting Show 'n Tell



# More Show 'n Tell



# More Show 'n Tell



## A Quilter's Oath

All quilters start out as beginners.  
No one is born knowing how.  
But all who would be good quilters  
Should make this solemn vow:



I will buy only quality fabrics.  
I will keep clean my sewing machine.  
I will help my fellow quilters  
Be they eighty or seventeen.

I will carefully follow directions  
That I am given in class  
So that what I'm trying to make  
Will truly come to pass.



I will try never to feel guilty  
About my stash or my UFOs:  
These are part of the quilting mystique  
As every quilter knows.



Above all, I will embrace  
The joys that quilting imparts  
Of friendship, fun and sharing  
That cheers and fills our hearts.

And when I'm no more a beginner  
I won't hold in disdain  
Those who know less than I do--  
Who knows what heights they may attain?



Author Unknown

# Recipe Corner



We all struggle when preparing meals for our families while we have been spending the day quilting. Your problem is solved here in our new QUILTER'S RECIPE CORNER!! Each month we will give you a quick, tasty and healthy option so you can spend more time working on your projects and not in the kitchen! If you have a recipe that you use that's quick to prepare, please send it to us at [YKQuilters@outlook.com](mailto:YKQuilters@outlook.com). We would love to use it in our Corner.



## Butter Tarts

On the day of our wedding, my Grandmother Ruth Lambert gave me a book of recipes composed by the Manning Order of the Royal Purple #79 to commemorate the Town of Manning's Silver Anniversary. In the front cover she wrote, "Linda dear, they say the way to a man's heart is through his stomach. Trust this book will help you some that way." Other than the fact that this booklet is full of fabulous tried and true recipes, I love that they are from many people who I am connected to, one way or the other. The one used most often, is Winnie Condrotte's Butter Tart Recipe.

Provided by Linda Whitford

### Ingredients:

2 eggs  
1 cup brown sugar  
¼ cup corn syrup  
½ cup chopped walnuts  
2 tsp. Lemon juice or Vinegar  
(I always use lemon)  
1/8 tsp salt  
1 cup raisins  
1 tsp vanilla (the real deal, not the imitation kind)  
Butter the size of a walnut

### Directions:

1. Beat together until bubbly.
2. Fill the shells....did I mention that I use the frozen Sweet Dough kind or cut up a Pillsbury pie crust... 2/3 full.
3. Bake at 375 for 10 – 12 minutes; then reduce heat to 350 and bake until pastry is delicately browned.  
Yummy! Another tip... Add your raisins and nuts to the shell and spoon filling in over top. I frequently triple (or more) this recipe.

Note: I make three batches... One with everything, one with just raisins and one with just nuts.



*Longarm of the North*

Offers longarm services, fabrics, quilting  
and knitting supplies, and locally handmade products

*roxanne.julie@longarmofthenorth.com*  
*Center 50 Mini Mall, Yellowknife*  
*867-445-2986 or 867-688-7932*

Tips for a different method to square up a quilt. The video is of Krista Moser from The Quilted Life showing her go-to method for squaring up and trimming a quilt before binding. She gives tips on making sure you do not lose your points behind the binding when piecing comes right to the edge. At the end of the video, Krista provides information on the beautiful pattern she is squaring up.

<https://youtu.be/z-Y9Syyv-2sw>

### *Newsletter Submissions*

Please send articles, news, favorite quilt websites, tips, and other quilt related items for the newsletter to:

[leslie06thomas@gmail.com](mailto:leslie06thomas@gmail.com)

*Deadline for submissions is the 3<sup>rd</sup> Thursday of the month by 7:00 p.m.*



### The Quilted Raven

[www.thequiltedraven.com](http://www.thequiltedraven.com)  
Email: [thequiltedraven@northwestel.net](mailto:thequiltedraven@northwestel.net)

5005 53<sup>rd</sup> Street  
1-867-920-0303



# North of 60 Quilting Services

## North of 60 Quilting Services

We have options!  
Let us finish your quilt  
OR  
learn to use the longarm  
and finish it YOURSELF



Anita Griffore  
Marilyn McGurran  
867.446.0464  
northof60quiltingservices@gmail.com  
www.northof60quilting.com

*North of 60 Quilting services has had a very busy month so if you have projects to get quilted for Christmas get them in as soon as possible. Anita will be away from Dec. 24 to Jan 3.*

*- Anita*

### Executive for 2021-2022

[quiltingyk@gmail.com](mailto:quiltingyk@gmail.com)

President	Linda Whitford
Vice President	Kathryn Paddock
Secretary	Teresa Watson
Treasurer	Donna MacDonald
Director	Alecia Callahan
Director	Leslie Bromley

#### With Help From

Cindy Taylor (Membership), Debbie Gillard (Library), and Leslie Thomas (Newsletter)



@YKQuilters



Yellowknife Quilters Guild

[www.ykquiltersguild.ca](http://www.ykquiltersguild.ca)

### **ADVERTISING RATES:**

Members for Sale Items FREE

Businesses \$35 full page  
\$20 half page  
\$10 quarter page  
(or equivalent)



Canadian Quilters' Association  
canadienne de la courtepoinTE