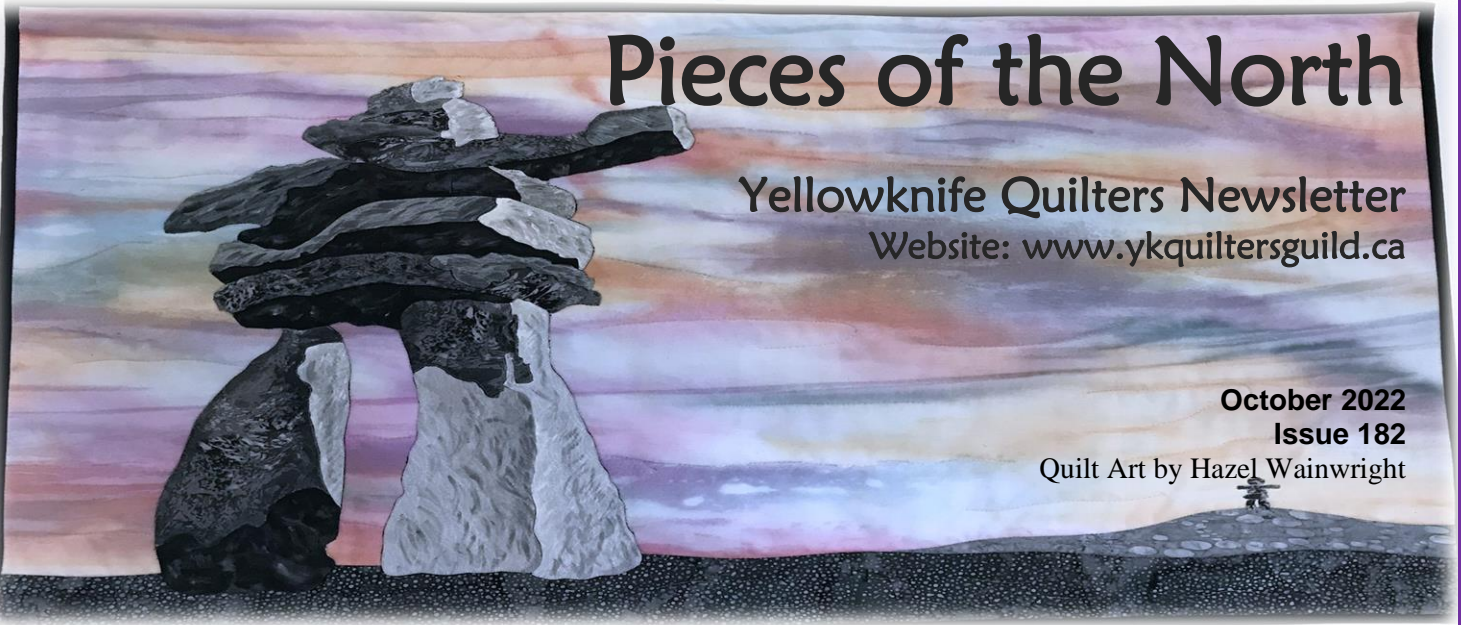


# Pieces of the North

Yellowknife Quilters Newsletter  
Website: [www.ykquiltersguild.ca](http://www.ykquiltersguild.ca)

October 2022  
Issue 182

Quilt Art by Hazel Wainwright



## Inside This Issue

- ❖ *President's message* ..... 1 - 2
- ❖ *Quilting Classes*..... 3
- ❖ *Library*..... 4
- ❖ *Recipe Corner*..... 5
- ❖ *Shop News*..... 6 - 7
- ❖ *Executive* ..... 7
- ❖ *Membership Application* .....last page

## Next Meeting

October 13, 2022 at  
7:00 pm @ Baker Centre.

## President's Message

### Greetings Quilters...

It seems like yesterday that we met for our first meeting of the new "Quilting Year" and already the 2<sup>nd</sup> Thursday in October is upon us. What a beautiful fall we have had. I am truly inspired by the colours that Mother Nature shows us at this time of year.

First up.... Thanks to Teresa Watson, Emelda King, Lesley Singer and Ann Wind for volunteering for the Community Showcase; Leslie Bromley, Sandi Shannon, Kathryn Paddock, Alecia Callahan, Sherry Wiseman and Elise Chorostkowski for assisting with the Retreat and of course, Leslie for facilitating the Social Sewing. It goes without saying, that without these volunteers, we would not be able to have these events. **Please** bring your completed volunteer sheets to the next meeting.

September was a busy travel month, but it afforded me the opportunity to take a new kind of class... Barn Sign Painting with [Quilter's Palette](#) from Priddis, AB. The class was held at Urban Farmhouse Fabrics in Red Deer. I'm hoping to have

## President's Message continued..

my sign at the meeting, but it will all depend on how full the Jeep is on the road North. While there, Elaine Coumont dropped into the store, and we had a chance for a short visit.

Did you do a project on Jelly Roll Day? Be sure and bring it for show 'n tell. Short on inspiration for those Jelly Rolls....Check your LQS for patterns and ideas... and then there is this one...

**25 Jelly Roll Quilt Patterns You'll Love to Make:** <https://sarahmaker.com/jelly-roll-quilt-patterns/>

Here are a few other links you might find interesting:

**Processing Scraps:** <https://www.youtube.com/watch?v=bmBvqwSj0IE>

**Don't Throw That Out! Making the most of your scraps:** <https://www.youtube.com/watch?v=Hjv9V6QFrfo>

**Christmas** is coming.... These make lovely gifts:

**Cathedral Window Hot PADS:**

<https://www.youtube.com/watch?v=K1uy2ss-vWk>

**Quick, Easy, Cute Hot Pads:**

<https://www.youtube.com/watch?v=FwmMFN79prY>

In closing, I find myself in a position to having to speak on the etiquette at meetings. Specifically, several complaints were received last month about the chit chat going on while someone was speaking, making it hard for others to hear what was being said by the person who held the floor. Yes, it is nice to see everyone, but please save your catching up for the break or after the meeting. If you have a question or something to contribute, raise your hand. FYI - oohs and aahs are welcome during the show and tell. Remember, show and tell is not limited to finished items!

## Newsletter Submissions

Please send articles, news, favorite quilt websites, tips, and other quilt related items for the newsletter to:

[leslie06thomas@gmail.com](mailto:leslie06thomas@gmail.com)

**With the subject "For the Newsletter"**

*Deadline for submissions is the 4<sup>th</sup> Thursday of the month by 7:00 p.m.*





# Out of Town Instructor Coming to Yellowknife!!!



## Kawandi Class with Terry Rowland

Sat October 22

9:00 am - 4:00 pm

\$95.00 for members (\$125.00 for non-members)

In this one day class you will make a placemat size Kawandi. This technique will slow things down for you as it is all done by big stitch quilting. Using scraps of fabric it will be constructed from the outside in (say what??). What a great way to use some of those bits and pieces of fabrics you were saving in the scrap bucket. Terry will show us how to make this interesting quilt made by the Siddi people of India.

## Raven Beauty Class with Terry Rowland

Sun October 23

9:00 am - 4:00 pm

\$95.00 for members (\$125.00 for non-members)



In this Raven Beauty class, Terry will teach a cool collage technique to build your Raven. She will then discuss many different options for selecting backgrounds and then quilting and finishing your project to make it uniquely your own. This will be a fun class and a way to stretch your creative self!!! Now that sounds interesting.

**FULL**

This will be our first in person out of town instructor since 2019!!! I think we are due.....so we are easing into things with a Canadian teacher from Alberta.



Classes will be held at the Quilted Raven. Registration will be open upon receipt of the newsletter. Spaces will be limited so don't delay...reserve your spot by paying today!! Options are by EMT to Donna at [baja@ssimicro.com](mailto:baja@ssimicro.com) or at the next meeting.

Trunk Show and Lecture - Friday Oct 21/22

Guild of Arts and Crafts - 7:30pm

This lecture will be free for all members and invited guests.




# Show 'n Tell



Check out all the Show 'n Tell items on our [Yellowknife Quilters Guild Facebook page](#).



# YK Quilters' Guild



Hi Everyone,

One of the goals this year for the Quilt Guild Executive was to determine the status of the library. Many of you have let us know that you still enjoy using it.

Therefore, as a start, a committee was formed to go through the library and review the books we had. This has been done and we have a selection of books that are going to be removed from our library. We are hoping that these books may make a wonderful addition for your own private Quilt book collection. For the next couple of meetings, we will be bringing these books for you to look at. We are going to charge a nominal \$1.00 fee for each book you would like to have and use any money we collect to put towards future book purchases.

Thanks for using our library!!! It is there for our members to find inspiration for current and future quilt projects!!! If you have any suggestions for books that could enhance our collection, please let us know.

Cindy, Charlotte and Donna  
(your library committee)

## *My Fusion Quilt*

*Fusion Quilting is fabric blocks and crochet blocks combined to make a quilt or a variation of. I am sure this type of quilt has been around a long time, however, I only discovered it in the last year or so. My co-worker and I had started learning how to crochet together about a year and a half ago. She was looking online for ideas for crochet projects and came across an image of fabric blocks crocheted together. It was a nice idea for a project, but I wasn't going to attempt it...then I found out she was getting married in May. Well...never say never... I formulated a plan to make her one for a wedding gift. Eighteen months later, I am happy to announce I have finished the quilt (working on a label).*

*Leslie T.*

*This is the pattern I bought after looking at many videos.*

<https://www.etsy.com/ca/listing/700420383/patchwork-quilt-fusion-crochet-pattern>



# Recipe Corner



We all struggle when preparing meals for our families while we have been spending the day quilting. Your problem is solved here in our new QUILTER'S RECIPE CORNER!! Each month we will give you a quick, tasty and healthy option so you can spend more time working on your projects and not in the kitchen! If you have a recipe that you use that's quick to prepare, please send it to us at [YKQuilters@outlook.com](mailto:YKQuilters@outlook.com). We would love to use it in our Corner.



## Leftover Turkey Casserole

Author: Sabrina Snyder

Source: <https://dinnerthendessert.com/leftover-turkey-casserole/#wprm-recipe-container-37438>

### Ingredients:

4 tbsp butter, unsalted  
¼ cup flour  
½ tsp kosher salt  
½ tsp coarse ground black pepper  
1 cup turkey gravy  
1 cup whole milk  
1 cup mozzarella, shredded  
3 cups cornbread, cut into 1" chunks  
3 cups chopped turkey meat, cooked  
½ cup frozen peas  
1 cup chopped carrots  
1 cup chopped frozen green beans

### Directions:

1. Preheat oven to 350 degrees and add the butter to a medium sized saucepan melting it on medium heat.
2. Add the flour to the pan and whisk well together for 1 minute before adding the gravy, milk and mozzarella, whisking until smooth.
3. Add the cornbread, turkey, peas, carrots and green beans to a 9 x 13 pan and cover with the gravy before cooking for 20-25 minutes covered, followed by 10 minutes uncovered.

## *Longarm of the North*



## *Longarm of the North*

Offering quilting lessons, select fabrics,  
exclusive yarn, and more!

Open Tuesday- Friday 11-5pm and Saturday 12-5pm

Center 50 Mall, downtown Yellowknife, NT



## The Quilted Raven

[www.thequiltedraven.com](http://www.thequiltedraven.com)

Email: [thequiltedraven@northwestel.net](mailto:thequiltedraven@northwestel.net)

5005 53<sup>rd</sup> Street  
1-867-920-0303

### *Guest Policy*

Guests are welcome to join us at any meeting. If a guest returns for a second or subsequent meeting there is a \$5 charge per visit. For details, please see the full policy on the website.

### *Members Giveaway Table*

More and more Guild members are purging their stashes and offering items to Guild Members at the meetings. We will be setting up a table in the outer hallway for any items you would like other members to treasure.

### *Meeting Etiquette*

Please be courteous when someone has the floor and refrain from other conversations.

### *Draws*

The following draws take place at each Guild meeting:

Mystery Bag  
\$2 each  
Members only

Door Prizes  
Free  
Members &  
Guests

Thank you for  
coming  
Members &  
Guests

# North of 60 Quilting Services

*North of 60 Quilting Services*

Get those quilts finished  
with beautiful  
edge to edge designs!



Anita Griffore 867 446-2677  
anitgrif@gmail.com

## Executive for 2021-2022

[quiltingyk@gmail.com](mailto:quiltingyk@gmail.com)

President	Linda Whitford
Vice President	Kathryn Paddock
Secretary	Teresa Watson
Treasurer	Donna MacDonald
Member at Large	Leslie Bromley

### With Help From

Cindy Taylor (Membership), Debbie Gillard (Web Site), and Leslie Thomas (Newsletter) and Charlene on our social media pages.

 @YKQuilters

 Yellowknife Quilters Guild

[www.ykquiltersguild.ca](http://www.ykquiltersguild.ca)

### **ADVERTISING RATES:**

Members for Sale Items FREE

Businesses \$35 full page  
\$20 half page  
\$10 quarter page  
(or equivalent)






# Yellowknife Quilter's Guild

## Membership Application Form

Sept. 1, 2022 – Aug. 31, 2023

The annual fee is **\$30**, payable by electronic fund transfer, cash, or cheque.

**EFT:** Transfer to Donna at [baja@ssimicro.com](mailto:baja@ssimicro.com) and send an email with name, email address and phone number (optional) to [quiltngyk@gmail.com](mailto:quiltngyk@gmail.com)



**Cash:** Bring to monthly meeting or mail to address below. Include membership form (or equivalent info) with payment.

**Cheque:** Bring to monthly meeting or mail to the postal address below. Make payment to Yellowknife Quilters Guild. Include membership form (or equivalent info) with payment.

Meetings are usually held on the second Thursday of the month at the Baker Center, **starting at 7:00 pm.**

The monthly newsletter will be sent to your email address.

**Name:** \_\_\_\_\_

**Email Address:** \_\_\_\_\_

**Phone:** \_\_\_\_\_

**Payment Method:**

- EFT
- Cash
- Cheque

**Mailing address:**  
Yellowknife Quilter's Guild  
Box 992  
Yellowknife NT X1A 2N7