

Pieces of the North

Yellowknife Quilters Newsletter
Website: www.ykquiltersguild.ca

December 2022
Issue 184

Quilt Art by Hazel Wainwright



Inside This Issue

- ❖ *President's message* 1 - 2
- ❖ *Quilting Tips*.....2 -3
- ❖ *Christmas Sale Update*..... 4
- ❖ *Show n' Tell*..... 4 - 7
- ❖ *Recipe Corner*..... 8
- ❖ *Shop News*..... 9 - 10
- ❖ *Executive*..... 10

Next Meeting

December 8, 2022 at
6:15 pm @ Baker Centre.

President's Message



Merry Christmas...

I am not sure if the time is just flying by, or if things have been so chaotic, I haven't paid attention. Either

way, we are almost through November and December (and Christmas) is coming whether we are ready or not. As you know, I was away for part of November, spending the first few days with a cousin in Manning, who is also a quilter. During my stay I attended the Manning Quilt Guild meeting which proved to be an excellent opportunity to see how another small group "gets it done". Like us, covid was not kind to them, but they persevered and are back to regular sewing days and meetings. I was saddened and impressed at the same time, by the number of Compassionate Quilts they make for those who are dealing with cancer. They fund this initiative by raffling off a quilt at their Annual Quilt Show which will take place the end of April 2023 at the local Agricultural Hall. The pattern and the fabric have been selected and a couple of ladies will get it together. I'll be dropping back in to see them the middle of March and am excited to see the result, plus if all goes well, doing a full day workshop with them.

The rest of the trip was spent in Red Deer with the grandchildren and then at the Country Bear Fall Retreat in Sylvan Lake, something I booked last Spring. Several other friends and a few YK Peeps were included in 33 attendees. My favorite thing about a Retreat, is not only that someone else is cooking and doing the dishes, but the social aspect – visiting and catching up with friends, checking out what everyone else is working on,

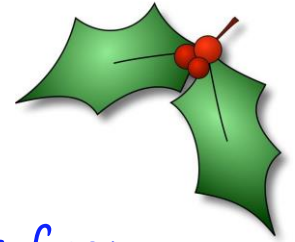
President's Message continued..

and getting inspired. There is so much talent in the room and not all of it quilt related, but the majority are in that group with me. We started Thursday morning at 10 and finished up Sunday at 2. I confess to limited stamina this trip and could not keep up to those who burned the midnight oil. During that time, I managed to complete a queen-sized quilt top and prepped a whole lot of placemats, not to mention started a couple of Advent Calendars. I'm truly amazed at the work that comes out of those few days. We were a very productive group.

By the time you get this, we will either be in the final days of the lead up to our Christmas Sale, or it will be over and the next event on our Calendar will be the December 8th meeting. Like many of you, my days this week are full of prep for the Christmas Sale. Fingers crossed it will be a successful event as this is a major source of our funding.

The other Executive Committee Members and I are looking forward to hosting you at the December Meeting and have been making plans for a fun night.... first up – we are officially declaring this meeting an **“Ugly Christmas Sweater/Outfit”** Meeting – and if I can find a pair of funky leggings, I might wear those too! It's time to roll up the carpet and have a little fun. We will start a little early (6:15) with a potluck dinner – bring your fave dish and your appetite. Dessert and beverages will be provided. Please let us know if you are attending and what you are bringing. You can RSVP to me at lgw@northwestel.net. We will do a quick run through of the usual stuff – especially the show and tell, then have a game or two, and of course our draws (there will be 2 “thanks for coming” gifts from me – oh and a prize for the best ugly sweater/outfit. For the record, health precautions will be taken and masks available for those who wish to wear them. I hope to see you all there, it has been a while.

Linda



Quilting Tips from The Quilted Raven

Charlene and I attended an Information Session on Batting at the Quilt Market last October. It was very informative, and we wanted to share some of the information we learned.

Batting!!!!

There are several types of Batting:

Polyester Batting is antiallergenic and light weight. This batting can be washed in warm water and can be dried in the dryer, there is 0% shrinkage. This batting is very light weight. Polyester batting used in wall hangings does not leave with them with the wrinkly Quilt look.

80/20 Blend Batting is the # 1 top selling batting used in quilts. The fibers are blended, this provides great strength and durability. This batting offers a lofty and light weight feel. If quilting is done quite close together the quilt will have a flat, low loft appearance. Quilting distance with this batting can be 10” apart.

100% Cotton Batting is natural fibers and breaths. There is 3-5% shrinkage rate when washed. After it is washed it gives a crinkled, lived-in look. Compared to other battings, cotton offers the heaviest weight, it is great for bed quilts. Quilting distance using this batting is 8”.

Wool Batting is light weight, warm and moisture wicking. This batting is lightweight and breathes naturally making it a great choice for bed quilts or garments that are used in all seasons and climates. There is a 0-3% shrinkage with this batting. Wool batting usually cost more than

Quilting Tips from The Quilted Raven (continued)

other battings. Quilting distance for using this batting is 4-8'.

Bamboo Batting is excellent to use for hand, domestic and long arm quilting. Bamboo is warm in the winter and cool in the summer. Bamboo is a sustainable crop which does not rely on Pesticides or fertilizer. Bamboo batting is very breathable. Quilt distance for this batting is up to 8".

5 Questions to ask yourself before purchasing batting!

1. What is the purpose of the Quilt? Will it be donated, is it for a baby, young family. You may not want to spend money on an expensive batting if the quilt will be used and washed regularly. Is it just going to be used during the holidays?
2. Are there any allergies or material preferences of the person receiving it? Someone who likes natural fibers will not like a polyester batting.
3. What kind of finish and how much will it be quilted? Do you want it to be puffy or be more like a bedspread on a bed?
4. Who will be caring for the quilt? Is the quilt being made for a university student who washes and dries everything?
5. What is your budget for the quilt? You may want to stay with the 80/20 blend which is the most economical batting.

Whatever batting you chose, make sure it is good quality. You want to ensure that your finished project turns out terrific.

I hope this information will help you decide on which batting is best for each project you do.

Happy Quilting!

Kathy Yurris

Newsletter Submissions

Please send articles, news, favorite quilt websites, tips, and other quilt related items for the newsletter to:

leslie06thomas@gmail.com

With the subject "For the Newsletter"

Deadline for submissions is the 3rd Thursday of the month by 9:00 p.m.



*Merry
Christmas*





Christmas Sale

December 3rd @ Centre Ice Plaza

Members can drop their contribution (for the Guild to sell) in a box at the Quilted Raven no later than 5pm, Saturday, November 26th.



Members selling quilted items are to contact Donna for the number of tags you need which will be left at the Quilted Raven in the Guild Basket on top of the library bookshelf for you.

If you need sale Sheets and cards or have any further questions, contact Donna at baja@ssimicro.com as soon as possible.

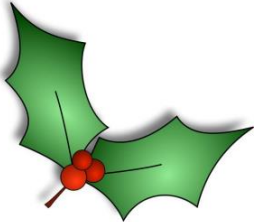
Show 'n Tell



Show 'n Tell

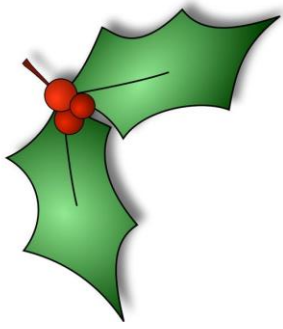


Show 'n Tell



Check out all the Show 'n Tell items on our [Yellowknife Quilters Guild Facebook page](#).

Show 'n Tell



Stay tuned for
Christmas Sale
updates coming
through email to an
Inbox nearest you.

Recipe Corner



We all struggle when preparing meals for our families while we have been spending the day quilting. Your problem is solved here in our new QUILTER'S RECIPE CORNER!! Each month we will give you a quick, tasty and healthy option so you can spend more time working on your projects and not in the kitchen! If you have a recipe that you use that's quick to prepare, please send it to us at YKQuilters@outlook.com. We would love to use it in our Corner.

Lime Jello Supreme (Helen)

This is a staple at Christmas, New Years, Easter, and Thanksgiving. If we are hosting, its on the table. If we're not, we bring it. Mom introduced us to this recipe many years ago. Our daughter makes it at her house too.

Provided by Linda Whitford

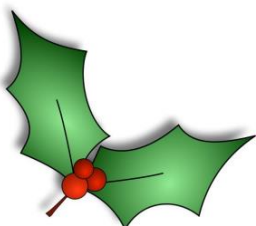
Ingredients:

- 1 pkg Large Lime Jello
- 1 cup Boiling Water
- 24 Large Marshmallows
- 1 tin Crushed Pineapple
- 1 cup Creamed Cottage Cheese
- 1 cup Whipped Cream – Whipped
- 1 cup Sliced Almonds

Directions:

1. Dissolve jello in the boiling water.
2. In double boiler, combine juice from drained pineapple and the marshmallows. Stir occasionally over hot water until melted. Add marshmallow mixture to jello mix. Chill.
3. When it is partially set, fold in cottage cheese, pineapple and almonds. Fold in the whipped cream and chill.

Note: You have to watch, as this chills really fast.



Longarm of the North



Longarm of the North

Offering quilting lessons, select fabrics,
exclusive yarn, and more!

Open Tuesday- Friday 11-5pm and Saturday 12-5pm

Center 50 Mall, downtown Yellowknife, NT



The Quilted Raven

www.thequiltedraven.com

Email: thequiltedraven@northwestel.net

5005 53rd Street
1-867-920-0303

Guest Policy

Guests are welcome to join us at any meeting. If a guest returns for a second or subsequent meeting there is a \$5 charge per visit. For details, please see the full policy on the website.

Members Giveaway Table

More and more Guild members are purging their stashes and offering items to Guild Members at the meetings. We will be setting up a table in the outer hallway for any items you would like other members to treasure.

Meeting Etiquette

Please be courteous when someone has the floor and refrain from other conversations.



Draws

The following draws take place at each Guild meeting:

Mystery Bag
\$2 each
Members only


Door Prizes
Free
Members &
Guests

Thank you for
coming
Members &
Guests

North of 60 Quilting Services

North of 60 Quilting Services

Get those quilts finished
with beautiful
edge to edge designs!



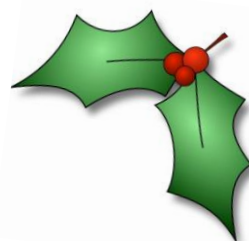
Anita Griffore

867 446-2677

anitgrif@gmail.com

Executive for 2021-2022

quiltingyk@gmail.com



President

Linda Whitford

Vice President

Kathryn Paddock

Secretary

Teresa Watson

Treasurer

Donna MacDonald

Member at Large

Leslie Bromley

With Help From

Cindy Taylor (Membership), Debbie Gillard (Web Site), and Leslie Thomas (Newsletter) and Charlene on our social media pages.



@YKQuilters



Yellowknife Quilters Guild

www.ykquiltersguild.ca

ADVERTISING RATES:

Members for Sale Items FREE

Businesses \$35 full page

\$20 half page

\$10 quarter page

(or equivalent)



*Canadian Quilters' Association
canadienne de la courtepoinTE*