

Block of the Month Update

There are still a few blocks needed in order to complete the quilt tops, so continue making blocks for the incomplete tops (see list). If quilt tops were taken to piece together and have been completed, bring the quilt top to the meeting or drop it off at the Longarm of the North before the guild meeting.

	Block Name	Block size	Number needed	Number finished
Jan 24	Side Kick	12.5"	30 squares. 5 x 6 squares 60" x 72"	13
May 24	Rick Rack Block	10.5"	42 squares 6 x 7 squares. 60" x 70"	9
Oct 24	Twin Sisters Block	10"	48 squares 6 x 8 squares 57" x 66.5"	19
Nov 24	Hidden Wells Block	11"	42 squares 6 x 7 squares. 63" x 73.5"	19
Jan 25	Woven Block	10 1/2"	42 squares 6 x 7 squares. 60" x 70"	21
Mar 25	To Use Up The Pieces	12 3/4"	30 squares. 5 x 6 squares 60" x 72"	15
Apr 25	Children's Delight	10 1/2"	42 squares 6 x 7 squares. 60" x 70"	11
May 25	London Roads	9 1/2"	48 squares 6 x 8 squares 54" x 72"	4

Here is the link to find instructions to make these blocks <https://ykquiltersguild.ca/resources-page-1>



Side Kick
Jan. 2024



Rick Rack
May 2024




Twin Sisters
Oct 2024




Hidden Wells
Nov 2024



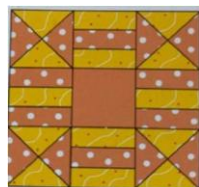
Woven Block
Jan 2025



To Use up the Pieces
Mar 2025



Children's Delight
Apr 2025



London Roads
May 2025

Refer to the monthly newsletters for construction information, block size, and recommended colour options.