

Pieces of the North

Yellowknife Quilters Newsletter

Website: www.ykquiltersguild.ca

June 2026 - Issue 220

Picture taken at June 2025 YK Guild – L. Whitford

Inside This Issue

- ❖ President's Message1
- ❖ Pouch Exchange.....2
- ❖ Quilt Challenge 2025/26.....3
- ❖ Coloured Thread.....3
- ❖ Quilt Retreat.....4
- ❖ Favourite Tools.....5
- ❖ Tamara Kate Highlights.....6
- ❖ Quilts of Valour.....11
- ❖ Show and Tell.....12
- ❖ Block of the Month.....16
- ❖ Local Quilting Shops.....17
- ❖ 2025-2026 Executive18
- ❖ Meeting Info18

Next Meeting

June 11, 2026 at
7 pm meeting @ Baker Centre.

President's Message

Hello Quilters!

I'm finally convinced that Spring is finally here. We still have cool days with lots more sun. Yellowknife Bay is no longer foggy much of the day and is currently ice free. The wind will blow chunks of porous ice from the larger parts of the bay, though it will disappear quickly. Gardens are being lovingly cleaned and prepared for

new seeds and seedlings. The deciduous trees are showing their early leaf buds and will be in full leaf soon.

This is a good time to finish up the UFOs from the cold season. Then clean up the sewing room so it's ready for a rainy day or just prepared for the cooler, longer quilting season.

By the time we meet as a guild, there will have been two weekends of learning and quilting. May 28 Tamara held a Trunk Show at the Baker Centre followed by the Tamara Kate classes learning about Designing a More Modern Quilt, Curves and Transparency and EPP - Beyond the Hexi held May 29-31 (See photos on page 6). Then on June 5-7 the weekend of our Spring Retreat. Both events were held at the YK Ski Chalet. It was a busy but exciting time to be working with each other and having fun.



Our June meeting will be a busy one. The AGM will start the meeting. One of our executive members will be retiring, Donna and Ilia are willing to stay on as Treasurer and Secretary for another term. New executive members are always welcome as they bring new ideas and energy. The executive meets monthly, typically by Google Meets to plan for the next guild meeting.

Then the reveal of the Challenge will follow. I'm looking forward to see how quilters have interpreted the Challenge. The judging of the final results will include Viewer's Choice, 1st Prize and 2nd Prize. A great way to finish our 2025/26 quilting season.

Last month I mentioned an email from the Vancouver Modern Quilt Guild enquiring about members interested in a pouch exchange. A few members are interested sharing a bit of information about each other with a Vancouver partner (see sample below). In September, there will be discussions about the theme of the decorative pouches and then they will be finished and exchanged late October. If you are you interested in this exchange contact Leslie B at lbromley2011@gmail.com.

Stay busy, keep calm and quilt on.
Leslie Bromley
President


Vancouver Modern Quilt Guild Pouch Exchange

Here is an example of the pouches that were exchanged between quilters from the Vancouver Guild and the NFLD guild.



This pouch was received by Sheila Craig, Vancouver Modern Quilt Guild from her NFLD exchange buddy. Sheila likes to walk around Stanley Park and Olympic village including a stop for a coffee along the way.

This is the pouch Sheila made for her NFLD buddy representing the Inukshuk monument designed for the 2010 Olympics in Vancouver.



Quilt Guild Challenge 2025/2026

Submitted by Debbie Gillard



Thread Between the Lines... IDIOMS ...AROUND THE WORLD

Quilt Challenge Reminder – Finish Strong!

Remember, to be eligible, your quilt must be quilted and finished. This is your chance to showcase how creatively you've interpreted your chosen idiom and turn all that hard work into a completed piece you can be proud of.

Prizes total \$500, including Viewer's Choice plus 1st, 2nd, and 3rd Place awards. Best of all, the winners will be chosen by members in attendance at the June meeting, who will vote for the quilt they feel best depicts its idiom.

So, add those final stitches, attach the binding, and get it ready to shine. We can't wait to see your finished quilts—and to celebrate your creativity at the June meeting!



Coloured Quilting Thread

Submitted by Charlotte Babicki

I was wondering when quilters started using coloured thread in their quilting. I asked the International Quilt Museum in Nebraska, and I was surprised by the answer.

In Barbara Brackman's "Clues in the Calico," she says:

"The presence of colored rather than white quilting thread is not a useful dating tool, as nineteenth-century quilters used thread to match the patchwork (red quilting in red areas, white in the white), in the same way some twentieth-century quilters have. Colored thread specifically advertised for quilting has been sold since the 1920s. The 1935 Sears catalog sold Grandma Dexter brand quilting thread in 'dark pink, yellow, reseda (green), light blue, dark blue, cream or white' for eight cents a spool."



Quilt Retreat June 5-7, 2026

Submitted by Amanda Pierce

The retreat is fast approaching and I looking forward to seeing everyone and having a whole weekend dedicated to creative time. I will be sending a separate email to the attendees with things to remember closer to the retreat so keep an eye on your emails. If anyone has any questions, please let me know and email me at apbooks0@gmail.com (it is a zero before the @).



SPRING QUILT RETREAT

June 5-7, 2026

You just go home to sleep in your own bed at night.

It's that time again.....An awesome opportunity for members to be inspired at an uninterrupted weekend of sewing and socializing with quilting friends! You don't want to miss it. Space is limited so register now!

Where: Yellowknife Ski Club, 2nd floor. A wonderful space with lots of windows and ample room for 18 participants!

What to bring: All your sewing equipment, extension cord if you have one (some will be provided), projects, ideas etc. You may want to bring a pillow to sit on as chairs are hard and low. A snack to share (meals will be healthy so snacks don't have to be) Any personal beverage choices (there is a fridge) Four 5" squares of either, black, white, black and white or purple for a fun game on Saturday.



Other information: Coffee, tea and water will be available all weekend. Everything can be left at night as the facility will be locked. Please do not bring mini-irons as power at the ski club is limited. Irons and ironing boards will be provided.

To sign up:
Contact Amanda at apbooks0@gmail.com.
Cost for the weekend is \$100, payable by cheque or e-transfer to quiltingyk@gmail.com.
Registration is complete upon payment in full.

Please let me know if you have food allergies or restrictions so we can cater accordingly.

SCHEDULE


FRIDAY	SATURDAY	SUNDAY
Set up anytime after 6:00p.m.	Doors open 8:45 a.m. until bedtime.	Doors open at 8:45 a.m.
Sew and socialize for the evening.	Breakfast, lunch and dinner will be provided	Breakfast and lunch will be provided.
	Game will be after lunch.	Make and take
		4:00 - 5:00p.m. pack up and cleanup

My Two Favourite Tools

Submitted by Linda Whitford

There are many tools I have found useful in my quilting journey, but I especially like the ones that save me time and effort. Coincidentally, two of those are rulers.

The first are a set of Stripology Rulers. I was introduced to them during a weekend of instruction from the creator, Gudrun Erla of GE Designs and haven't looked back since. I keep a set here and a couple of the frequently used ones in Red Deer as well as being a staple item in my retreat packing. You can check them out at <https://gequiltedesigns.com> and they carry them locally.



The second are sets of "The Clearly Perfect Slotted Trimmer" (by New Leaf Stitches). The rulers are acrylic quilting rulers that allow you to square up half-square triangles (HSTs) and remove "dog ears" in two quick strokes, without having to rotate the ruler. The original trimmers are sold as a pair (Trimmers A & B) and work for various HST sizes. Trimmers A2 & B2 are larger and are designed to trim up to 10 1/2" (A2) and 10" blocks. Trimmer C is a purple-tinted ruler used for trimming 1/4" increments from 2 1/4" to 7 1/4".

Check out "New Leaf Stitches" <https://youtube.com/@newleafstitches4497?si=X2D2qSDVzrrBC4vp>



Newsletter Submissions

Please send articles in Microsoft Word format, news, favorite quilt websites, tips, recipes and other quilt related items for the newsletter to: martamoir@yahoo.ca with the subject "For the Newsletter" Deadline for submissions is the 4th Thursday of the month by 7:00 p.m.

Tamara Kate Trunk Show and Workshops

Highlights May 28-31, 2026

Trunk Show (photos by Linda Whitford and Donna MacDonald)











Quilts of Valour Canada



Liane Ohrling joined our May Guild meeting to share information about Quilts of Valour Canada. Quilts of Valour Canada provides comfort to our ill and injured Canadian Armed Forces members past and present.



There are multiple ways to help and be a part of this group.

- Make a quilt top of your own - quilt tops may be donated using traditional piecing or panels such as the ones Liane is showing.
- Make a quilt top/block kit - Liane placed a red bin labelled "Quilts of Valour Canada" under the ironing station in the classroom at The Quilted Raven. There are block kits in there now, quilt kits are coming soon. She left the clipboard in there so kits can be signed in/out.
- Do the quilting - Liane has a supply of batting and backing so you can volunteer your time quilting.
- Binding - Help finish the quilt by sewing on the binding.

Dimensions for the quilts are 55" x 70" up to 72" x 84". Check the website www.quiltsofvalour.ca for quilt more information and patterns.





Liane says "I would like to thank the guild for allowing me to make the presentation. Your support has been overwhelming, some completed blocks were turned in the next day!"

Please contact Liane Ohrling, NWT Group Leader at liane.ohrling@quiltsofvalour.ca or 867-444-9155 show and workshops.

May Show and Tell









May's Mystery Bag Draw Winner
Congratulations
Emelda King





Block of the Month Update




There are still a few blocks needed in order to complete the quilt tops, so continue making blocks for the incomplete tops (see list). If quilt tops were taken to piece together and have been completed, bring the quilt top to the meeting or drop it off at the Longarm of the North before the guild meeting.

	Block Name	Block size	Number needed	Number finished
Jan 24	Side Kick	12.5"	26 squares. 5 x 6 squares 60" x 72"	17
May 24	Rick Rack Block	10.5"	39 squares 6 x 7 squares. 60" x 70"	12
Oct 24	Twin Sisters Block	10"	48 squares 6 x 8 squares 57" x 66.5"	19
Nov 24	Hidden Wells Block	11"	42 squares 6 x 7 squares. 63" x 73.5"	19
Mar 25	To Use Up The Pieces	12 3/4"	30 squares. 5 x 6 squares 60" x 72"	15
Apr 25	Children's Delight	10 1/2"	39 squares 6 x 7 squares. 60" x 70"	14
May 25	London Roads	9 1/2"	48 squares 6 x 8 squares 54" x 72"	4

Here is the link to find instructions to make these blocks <https://ykquiltersguild.ca/resources-page-1>



Side Kick
Jan. 2024




Rick Rack
May 2024




Twin Sisters
Oct 2024



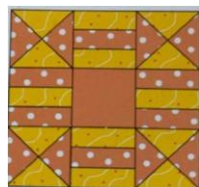
Hidden Wells
Nov 2024



To Use up the Pieces
Mar 2025



Children's Delight
Apr 2025



London Roads
May 2025

Refer to the monthly newsletters for construction information, block size, and recommended colour options.



The Quilted Raven

www.thequiltedraven.com
Email: thequiltedraven@northwestel.net

5005 53rd Street
1-867-920-0303

North of 60 Quilting Services

Get those quilts finished
with beautiful
edge to edge designs!



Anita Griffore 867 446-2677
anitgrif@gmail.com



Longarm of the North

Offering quilting lessons, select fabrics,
exclusive yarn, and more!

Open Tuesday- Friday 11-5pm and Saturday 12-5pm

Center 50 Mall, downtown Yellowknife, NT

2025-26 Executive

The YK Quilters Guild 2025/2026 Executive includes:

- Leslie Bromley - President
- Amanda Pierce - Vice-President
- Donna MacDonald - Treasurer
- Ilia Daniel - Secretary
- Leslie Thomas - Member at Large



Meeting Info

Draws at the guild meeting

The following draws take place at each Guild meeting:

Mystery Bag
\$2 each
Members only

Door Prizes
Free
Members & Guests

Guest Policy

Guests are welcome to join us at any meeting. If a guest returns for a second or subsequent meeting, there is a \$5 charge per visit. For details, please see the full policy on the website.

Members Giveaway Table

More and more Guild members are purging their stashes and offering items to Guild Members at the meetings. We will be setting up a table in the outer hallway for any items you would like other members to treasure.

Meeting Etiquette

Please be courteous when someone has the floor and refrain from other conversations.



@YKQuilters



Yellowknife Quilters Guild

www.ykquiltersguild.ca

ADVERTISING RATES:

Members for Sale Items FREE

Businesses \$35 full page

\$20 half page

\$10 quarter page

(or equivalent)



Canadian Quilters' Association
canadienne de la courtepoinTE