

# Pieces of the North

Yellowknife Quilters Newsletter

Website: [www.ykquiltersguild.ca](http://www.ykquiltersguild.ca)

April 2025  
Issue 208

Picture taken at the 2024 Quilt Christmas sale

## Inside This Issue

- ❖ President's Letter..... 1 - 2
- ❖ Mystery Bag Winners ..... 2
- ❖ April Quilt Block..... 3-4
- ❖ Spring Retreat..... 5
- ❖ 2024/25 Quilt Challenge..... 6
- ❖ March Show and Tell..... 7 - 9
- ❖ Sharing Gifts BOM Listing..... 10
- ❖ Sharing Gifts BOM in pictures..... 11
- ❖ Recipe Corner ..... 12
- ❖ Local Quilting Shops..... 13
- ❖ 2024-25 Executive ..... 14

## Next Meeting

April 10, 2025 at  
7 pm @ Baker Centre.

## President's Letter

Hello Quilters,

Spring is coming, isn't it? The weather has been so up and down recently that it is hard to know. Though the temperatures are still below zero, the longer and sunnier days are giving me hope.

As my goal for the year has been to finish projects sitting on my cutting table, I have completed 5 projects, 4 quilts awaiting binding, and my Mystery Quilt needing to be machine quilted and bound. Once I have put away the leftover fabric from my last top, I will have almost have the cutting table clear! Even my EPP project is nearly done! How are you making out?

I have met some of you while looking for supplies for your Challenge quilts. June is coming faster than we might want, with all the

## Saturday Sewing Sewial

Saturday after the guild meeting

**April 12th**  
**9 am to 6 pm.**  
**The Loft**

To confirm your attendance, send  
email to [lbromley2011@gmail.com](mailto:lbromley2011@gmail.com).

## President's Letter (continued)

work we need to do for the Challenge. How are you doing with your project?

Fun Fact: are you like me and label your zip closure bags with marker, then want to reuse the bag? A Mr. Clean Magic eraser moistened with Isopropyl alcohol does the trick with little rubbing. It also works on counter tops, too.

I will be away, missing the May guild meeting. This means that the AGM will be held at the start of the June meeting. We are looking for quilters willing to join the executive for a two-year term as well as someone willing to take over the newsletter. We meet monthly, by video conferencing, for about an hour to discuss the upcoming meeting and events. It would be wonderful to have someone help plan get togethers for assembling quilt tops from blocks of the month, and other donation ideas and workshops.

Our next meeting is April 10, Baker Centre, 7 pm. Don't forget your Show and Tell!

Stay calm, keep warm and quilt on.

Leslie Bromley  
President

## March's Mystery Bag Draw Winners

Congratulations  
to

Thersa W. & Cindy T.



## April 2025 Quilt Block

The Quilt Guild continues the Block of the Month series in our Sharing Gifts Program. This is our seventh block in support of our Sharing Gifts Program for the 2024/2025 season. If you are unfamiliar with the Sharing Gifts program, please review the policy on our website at <https://ykquiltersguild.ca/about-us-1> (the link to the Sharing Gifts Policy is at the bottom of the Supporting Sharing Gifts page).

Our block pattern for March 2025 is called a **Children's Delight block**. This block is from the Ladies' Art Company Block Tool. I think this block will be fun with bright easter themed fabric.

**Color Way:** Choose 3 to 5 prints/solids, keeping the same placement of light and dark/bright fabrics as the diagram, and including a fabric that reminds you of easter or a bright colour(s). All fabrics can remind you of Easter.

### **What you need for one block:**

- A – four 2 ½" squares
- B – four 2 ½" x 4 ½" rectangles
- C – one 4 ½" square
- D – two 2 ½" x 8 ½" rectangle
- E – one 2 ½" square

Block size should be approximately 10 ½" x 10 ½" (unfinished).

### **Step 1**

For fabrics A, B, D, and E cut a 2 ½" strip into:

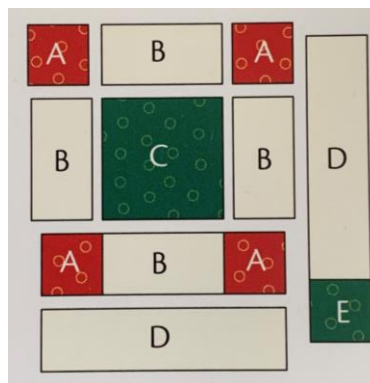
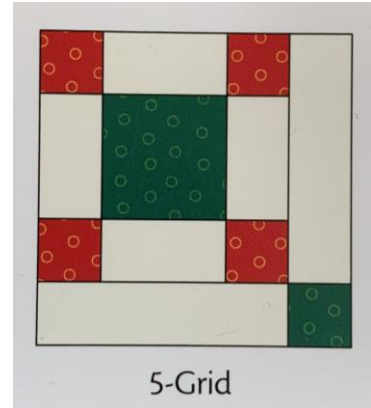
- A into four 2 ½" squares
- B into four 4 ½" rectangles
- D into two 8 ½" rectangles
- E into one 2 ½" square.

### **Step 2**

Cut fabric C into one 4 ½" square.

### **Step 3**


Layout the cut pieces according to the picture below.



## April block continued

### Step 4

Starting on the left, with the top row sew B piece to A square, then sew an A piece to the A/B unit. Press to the dark fabric.



Continue with sewing the pieces in next two rows together to form row 2 and 3.



### Step 5

Sew E to the bottom of the upright D. Use a scant  $\frac{1}{4}$ " seam.



### Step 6

Sew the three rows together (A/B/A units to the top and bottom of B/C/B unit). Then sew the D piece to the bottom of the unit just sewn together.

### Step 7

Sew the D/E unit to the right side of block you created in Step 6.

Press.

Bring your completed block(s) to the April meeting or the next meeting you attend. If you're unable to attend the April meeting, you can have a friend bring them on your behalf. You can also drop them off in the guild's basket at the Quilted Raven (top of the library shelf) no later than 3 pm on April 10<sup>th</sup>, and I will pick them up and bring them to the meeting. If dropping off blocks, please put your name on them so I can announce who made them.

Thanks,  
Leslie T.



# SPRING RETREAT - MAY 16-18, 2025

This is an opportunity for members to have an uninterrupted weekend of sewing and socializing with quilting friends.

**Where:** Yellowknife Ski Club, 2nd floor. a wonderful space with lots of windows and lots of room for 18 participants.

**When:** Friday 16th May 6:00 p.m. until 5:00 p.m. Sunday 18th May.  
You just go home to sleep in your own bed at night.

## Schedule:

**Friday:** Set up anytime after 6:00p.m., sew and socialize for the evening.

**Saturday:** Door will be open from 8:45 a.m. until bedtime.

Breakfast, lunch and dinner will be provided

**Sunday:** Door will be open at 8:45 a.m.

Breakfast and lunch will be provided.

4:00 - 5:00p.m. Pack up and cleanup.

## **What to bring:**

All your sewing equipment.

Projects, ideas etc.

Extension cord and power bar.

A snack to share (meals will be healthy so snacks don't have to be).

Any personal beverage choices (there is a fridge).

Four x 2 1/2" width of fabric strips of blue (print or solid) fabric for a fun game on Saturday.

You may want to bring a pillow to sit on as chairs are hard and low.

## **Other information:**

Coffee, tea and water will be available all weekend.

Everything can be left at night as the facility will be locked.

**Please do not bring mini irons** as power at the ski club is limited.

Irons and ironing boards will be provided.

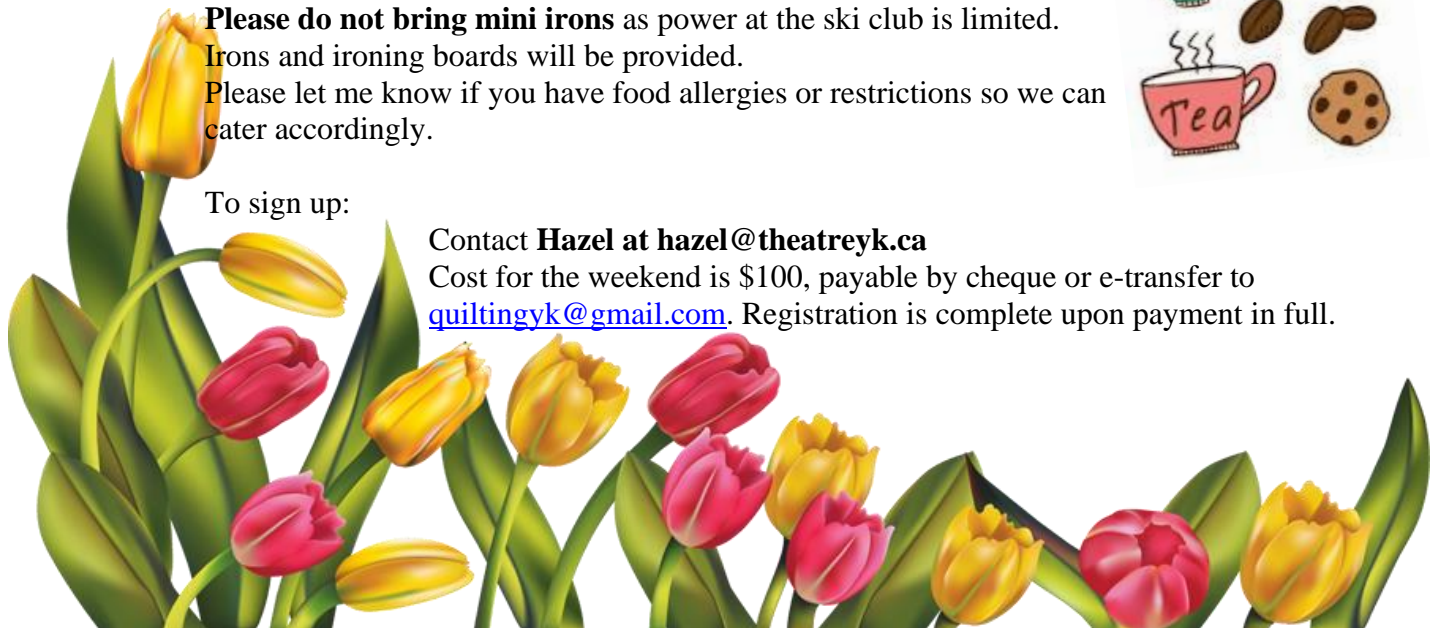
Please let me know if you have food allergies or restrictions so we can cater accordingly.

## **To sign up:**

Contact **Hazel** at [hazel@theatrek.ca](mailto:hazel@theatrek.ca)

Cost for the weekend is \$100, payable by cheque or e-transfer to

[quiltingyk@gmail.com](mailto:quiltingyk@gmail.com). Registration is complete upon payment in full.



# QUILT CHALLENGE 2024/25

## LUCK OF THE DRAWZ

The 2024 November Guild meeting revealed the 2024/25 Quilt Challenge, and 18 members signed on to do the challenge! Quilters will have until the June 2025 meeting to complete their submissions, which will consist of making two draws. **You can still participate and complete your 'draws' at upcoming Guild meetings or contact Debbie to make arrangements outside of the meetings.**

Each participant made two draws. The first draw was for the "Category," and the second was for the "Randomizer" item to incorporate into your submission.

There are 4 Categories:

Traditional	Modern	Scrappy	Non-Quilt but Quilted Item
(cannot be a 'blanket' - could be an art quilt, table runner, tea cozy, coat etc.)			

The second draw was for the Randomizer item you must incorporate into your project. Randomizer items could be anything Quilty - a quilt block, a technique, a type of fabric, utilizing a quilting item, etc. There are 50 Randomizer items.

Judges will determine how well you incorporated the two together.

The Rules are:

1. You must incorporate your Category and Randomizer into your submission and reveal your challenge quilt at the June 2025 Guild Meeting.
2. Quilts must be made specifically for this challenge (existing quilts may not be repurposed for the challenge).
3. Submissions must be \*quilted and finished – no UFO's!
4. Quilts must be no smaller than 32" in circumference. There is no maximum size.
5. Members at the June meeting will judge how well you did!

For those of you who don't know, this is Sunbonnet Sue and she has not YET been drawn! Wouldn't she be fun??!



Good luck with your challenges everyone!

\*Quilted means made of two layers of fabric filled with batting held in place with stitching.



## March Guild Meeting Show 'n Tell









## March Guild Meeting Show 'n Tell



*Dear Members,*

*After careful consideration, I have decided that the June 2025 Newsletter will be my final edition. I will step down as newsletter editor at the conclusion of the 2024-2025 season. Over the past six years, I have truly enjoyed assembling and infusing the newsletter with my creative flair. If anyone is interested in this role, please speak to an Executive member or express your interest at the next AGM.*

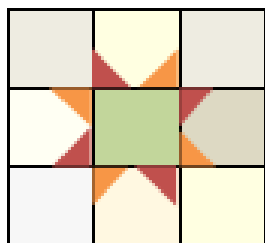
*Sincerely,  
Leslie Thomas*

## Block of the Month Listing


Date	Block Name	Block Size	Number needed	Number Finished	Notes
Nov 2023	Beginners Square Star	14"	20 squares 4 x 5 squares 54" x 67.5"	23	
Dec 2023	Turn Style Block	13"	25 squares 5 x 5 squares 62.5" x 62.5"	25	Top completed
Jan 2024	Side Kick	12.5"	30 squares 5 x 6 squares	13	
Feb 2024	Easy Hourglass	6.25"	120 squares 10 x 12 squares 57.5" x 69"	121	Enough squares
Mar 2024	Double Churn Dash	20.5"	12 squares 3 x 4 squares 60" x 60"	9	
April 2024	Two Step Quilt Block	9"	48 squares 6 x 8 squares	36 + 16	Enough squares
May 2024	Rick Rack Block	10.5"	42 squares 6 x 7 squares 60" x 70"	8	
Sept 2024	Building Blocks	9.5"	48 squares 6 x 8 squares 54" x 72"	33	
Oct 2024	Twin Sisters Block	10"	48 squares 6 x 8 squares 57" x 66.5"	16	
Nov 2024	Hidden Wells Block	11"	42 squares 6 x 7 squares 63" x 73.5"	15	
Dec 2024	Strip Block	10 ½"	42 squares 6 x 7 squares 60" x 70"	27	
Jan 2025	Woven Block	10 ½"	42 squares 6 x 7 squares	21	
Feb 2025	Double X, No. 1	12.5"	30 squares 5 x 6 squares	25	
Mar 2025	To Use Up the Pieces	12 ¾"	30 squares 5 x 6 squares	7	
Apr 2025					




## Blocks of the Month in Pictures




**Beginners Square Star**



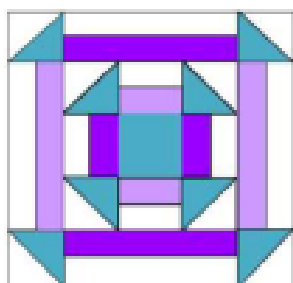
**Turn Style**



**Side Kick**



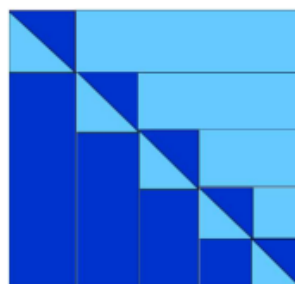
**Easy Hourglass**



**Double Churn Dash**



**Two Step**



**Rick Rack**



**Building Blocks**



**Twin Sisters**



**Hidden Wells**



**Strip Block**



**Woven Block**



**Double X, No. 1**



**To Use Up the Pieces**

Refer to the monthly newsletter for construction information, block size, and recommended colour options.

# Recipe Corner



We all struggle when preparing meals for our families while we have been spending the day quilting. Your problem is solved here in our new QUILTER'S RECIPE CORNER!! Each month we will give you a quick, tasty and healthy option so you can spend more time working on your projects and not in the kitchen! If you have a recipe that you use that's quick to prepare, please send it to us at [quiltingyk@gmail.com](mailto:quiltingyk@gmail.com). We would love to use it in our Corner.



## Royal Round Steak

Provided by Leslie Thomas

Source: © 2007 Sunbeam Products, Inc.

### You will need:

1 to 2 pounds beef round steak or stew meat  
1 to 2 tablespoons vegetable oil  
1 envelop (1 ounce) dry onion soup mix  
2 cans (10 ¾ ounces each) condensed cream of mushroom soup, undiluted  
Hot cooked egg noodles  
Chopped fresh parsley (optional)

### Directions:

1. Trim round steak and cut into cubes. (Partially freeze meat for easier cutting.)
2. Heat oil in large skillet over medium- high heat. Brown meat on all sides.
3. Combine dry soup mix and canned soups in mixing bowl. Pour mixture into slow cooker. Add browned meat. Cover and cook on HIGH for 6 to 7 hours.
4. To serve, spoon over egg noodles. Sprinkle with parsley, if desired.





## Longarm of the North

Offering quilting lessons, select fabrics,  
exclusive yarn, and more!

Open Tuesday- Friday 11-5pm and Saturday 12-5pm

Center 50 Mall, downtown Yellowknife, NT



## The Quilted Raven

[www.thequiltedraven.com](http://www.thequiltedraven.com)

Email: [thequiltedraven@northwestel.net](mailto:thequiltedraven@northwestel.net)

5005 53<sup>rd</sup> Street  
1-867-920-0303

## North of 60 Quilting Services

Get those quilts finished  
with beautiful  
edge to edge designs!



Anita Griffore

867 446-2677

[anitgrif@gmail.com](mailto:anitgrif@gmail.com)

## Newsletter Submissions

Please send articles, news, favorite quilt websites, tips, and other quilt related items for the newsletter to:

[leslie06thomas@gmail.com](mailto:leslie06thomas@gmail.com)

**With the subject "For the Newsletter"**

**Deadline for submissions is the 3<sup>rd</sup> Thursday of the month by 7:00 p.m.**

## *Draws at the guild meeting*

The following draws take place at each Guild meeting:

Mystery Bag  
\$2 each  
Members only

Door Prizes  
Free  
Members & Guests

## *Guest Policy*

Guests are welcome to join us at any meeting. If a guest returns for a second or subsequent meeting, there is a \$5 charge per visit. For details, please see the full policy on the website.

## *Members Giveaway Table*

More and more Guild members are purging their stashes and offering items to Guild Members at the meetings. We will be setting up a table in the outer hallway for any items you would like other members to treasure.

## *Meeting Etiquette*

Please be courteous when someone has the floor and refrain from other conversations.

## **Executive for 2024-2025**

[quiltingyk@gmail.com](mailto:quiltingyk@gmail.com)

President	Leslie Bromley
Vice President	Leslie Thomas
Secretary	Ilia Daniel
Treasurer	Donna MacDonald

### **With Help From**

Cindy Taylor (Membership), Charlotte Babicki (Librarian), Debbie Gillard (Web Site), and Leslie Thomas (Newsletter) and Linda Whitford on our social media pages.



@YKQuilters



Yellowknife Quilters Guild

[www.ykquiltersguild.ca](http://www.ykquiltersguild.ca)

### **ADVERTISING RATES:**

Members for Sale Items FREE

Businesses \$35 full page

\$20 half page

\$10 quarter page

(or equivalent)



*Canadian Quilters' Association*  
*canadienne de la courtépointe*