

LED Linear High Bay Light



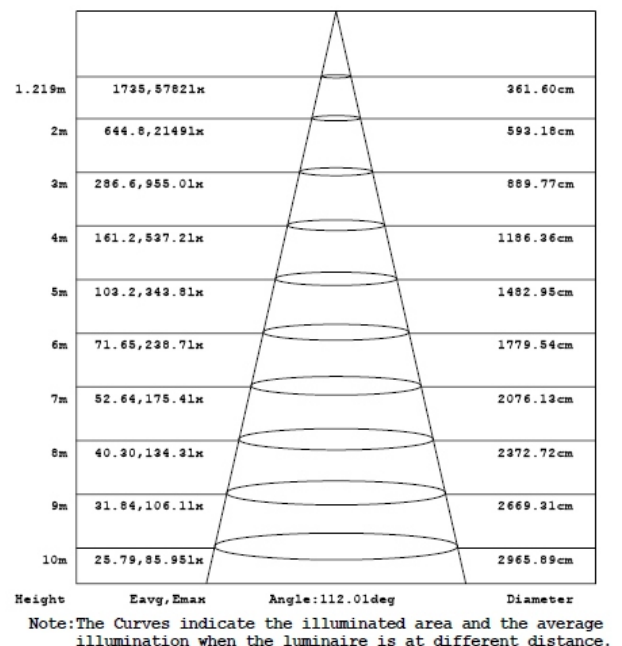
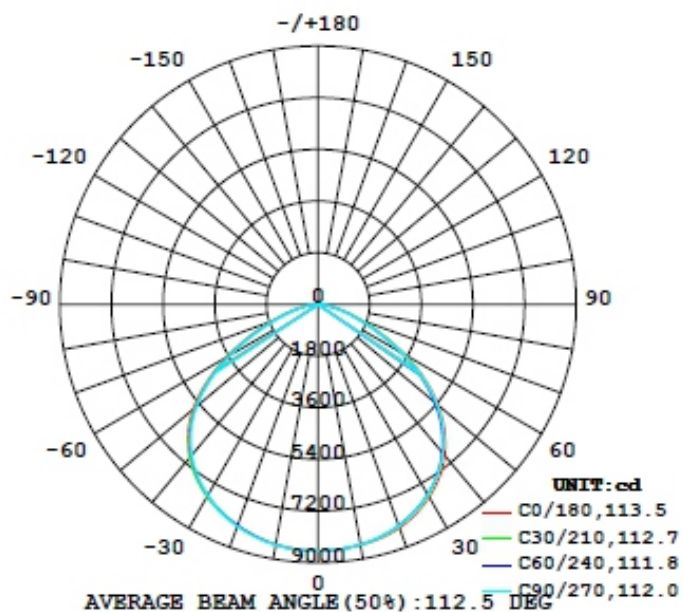
■ Characteristics

- CREE SMD3030 and Meanwell HLG LED drivers for application, excellent performance, with THD<15% PF>0.95.
- Heavy duty die-cast aluminum housing, fully sealed to be dirt and bug proof, Polyester powder-coated finish, rust and corrosion proof.
- Bright LED and high transmitting poly carbonate lens with high lumen efficiency up to 170lm/w.
- Suitable for commercial lighting and industrial lighting areas
- 120-277V/347-480VAC options.
- Motion sensor available
- Smart dimming control 1-10V

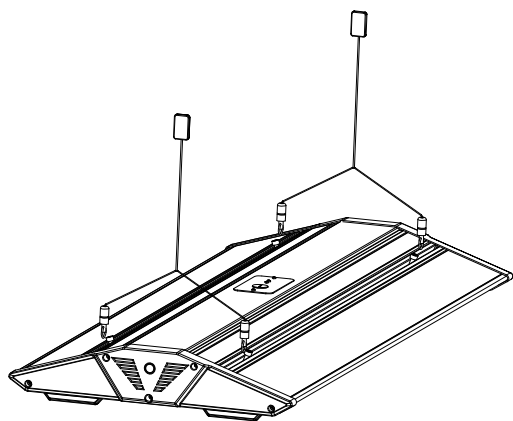
■ Technique Parameter

Wattage	65w	100w	150w	220w	300w
Input Voltage	120-277V / 347-480V, 50-60Hz				
Lumen Efficiency	170lm/w±5%				
Beam angle	120 Degree				
Color Temperature	4000K 5000K 5700K				
Work Temperature	-25° C~+55° C				
Certifications	DLC Premium & ETL/cETL				
IP Rated	IP44				
LED source	CREE SMD3030				
Lifespan	50,000 hrs				
Power supply	Meanwell HLG / HVG				
Finished color	Black, White, Yellow				
Dimmable	1-10V Dimming available				
Motion Sensor	Microwave Motion Sensor optional				
Warranty	10 years				

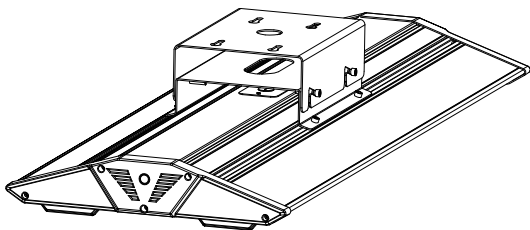
■ Photometric Report



■ Installation

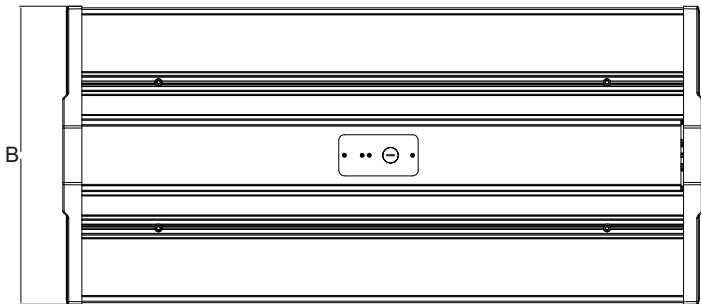
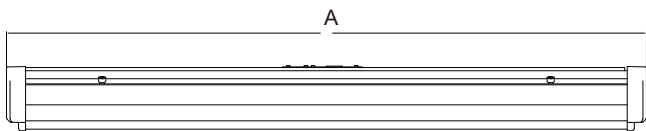


Suspending kit



Surface mounting
/ Pendant mounting


■ Dimensions



Watt	65w	100w	150w	220w	300w
Item (mm)					
A	450	450	600	900	900
B	420	420	420	420	420
C	90	90	90	90	90

■ Application

Mainly used in commercial and industrial lighting, school, gymnasiums, loading platform, convention center, factory, warehouse, supermarket



■ Packing

Wattage	Q'ty/Carton	Gross Weight	Packing Size(cm)
65W	1 pc	6 kg	54*51*18
100W	1 pc	6 kg	54*51*18
150W	1 pc	9 kg	72*51*18
220W	1 pc	12 kg	100*51*18
300W	1 pc	12 kg	100*51*18