



**MESLA**  
ENERGY

## UFO LED High Bay Light



# LED High Bay Light 2nd



### ■ Characteristics

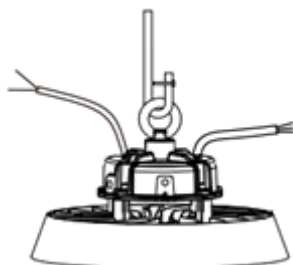
- It's made of Epistar SMD2835 led and Sosen LED driver for application which requires maximum performance and minimum maintenance.
- Heavy duty die-cast aluminum housing, fully sealed to be dirt and bug proof  
Polyester powder-coated finish, rust and corrosion proof, stabilized to extreme climate changes without cracking or peeling
- IP 65 waterproof protection
- High quality polycarbonate lens with high lumen efficiency
- 4KV Surge Protection
- New model design is easy for installation and maintenance.
- This high bay light fixture can get the same lumen intensity as triple HPS / HPS / HID / Metal halide lamp for warehouse, parking lot and plant lighting and other lighting applications.

## ■ Technique Parameter

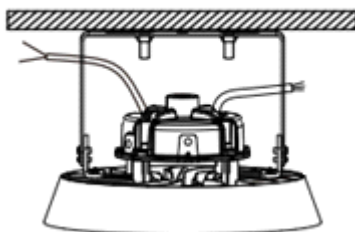
Power	100W	150W	200W	240W
Certification	DLC Premium ETLcETL			
Lumen	13000lm±5%	19500lm±5%	26000lm±5%	31200lm±5%
Luminous Efficiency	130lm/w±5%			
Input Voltage	120-277V, 50-60Hz			
LED Brand	Epistar SMD2835 LED			
Power Supply	Sosen +4KV Surge Protection			
CCT	3000-6500K			
CRI	>75Ra			
Sensor	Yes (optional)			
Beam Angle	60°/90°/120°			
Ingress protection	Ip65			
Operation Temperature	(-30~60°C)			
Lamp Dimension	Φ270x182.5mm	Φ270x184.5mm	Φ320x189.5mm	Φ320x189.5mm
Net Weight	3.2KG	3.9KG	5.4KG	5.4KG

## ■ Installation

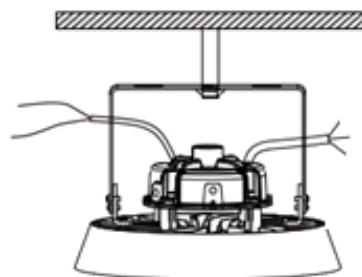
1. Hook Suspended Mounting



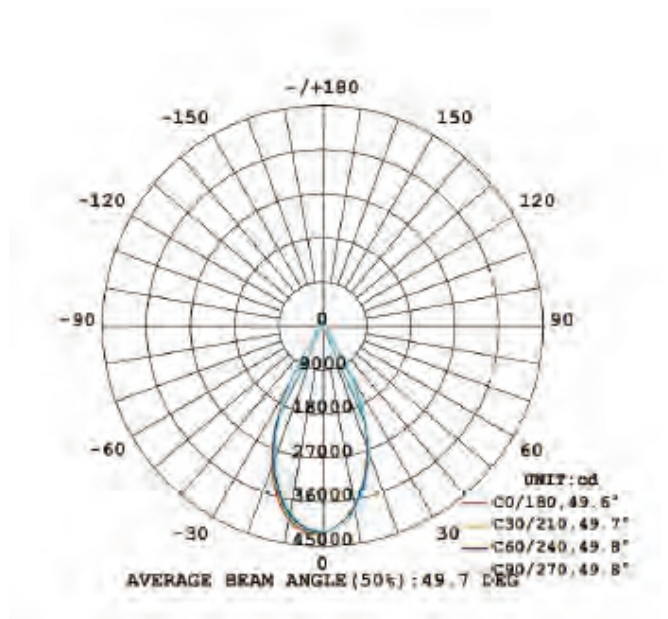
2. Surface Mounting



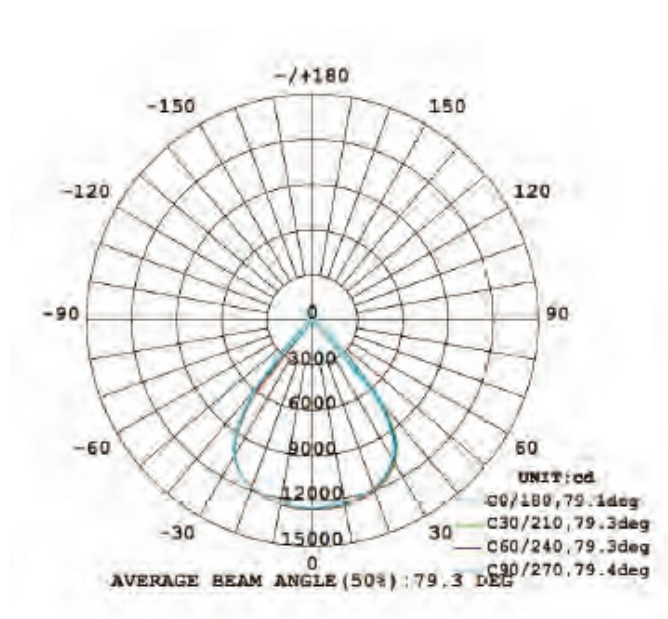
3. Conduit Suspended Mounting



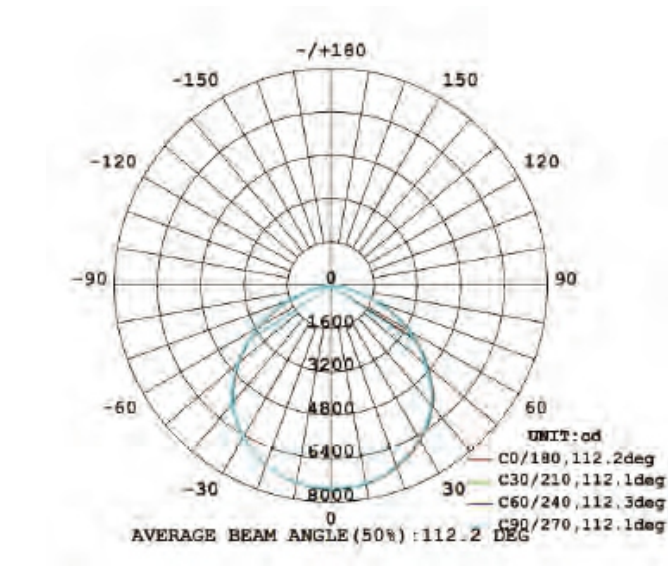
■ Light Distribution



60 degree



90 Degree



120 Degree

## Packing

NO	Power	Carton Size (L xW xH)	G.W./Ctn	QTY/Ctn (PCS)
1	100W	31.2x31.2 x16.7 cm	3.20 kg	1
2	150W	31.2x31.2 x16.7 cm	3.90 kg	1
3	200W	36.2x36.2 x 16.8 cm	5.40 kg	1
4	240W	36.2x 36.2x 16.8 cm	5.40 kg	1

