



MESLA
ENERGY

UFO LED High Bay Light



■ Characteristics

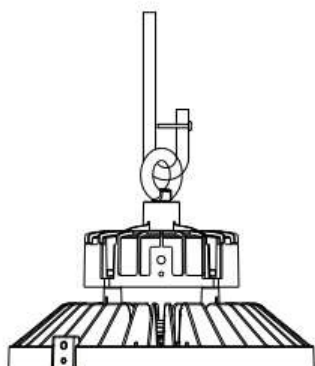
- It's made of SMD2835 and Sosen LED driver for application which requires maximum performance and minimum maintenance .
- Heavy duty die-cast aluminum housing, fully sealed to be dirt and bug proof polyester power-coated finish, rust and corrosion proof, stabilized to extreme climate changes without cracking or peeling
- IP 65 waterproof protection
- High quality polycarbonate lens with high lumen efficiency, 120 degree, PC reflector 70 & 90 degree aluminum reflector are available.
- New model design is easy for installation and maintenance.
- This highbay light fixture can get the same lumen intensity as triple HPS / HID / Metal halide for Warehouse, indoor stadium / badminton court / basketball court workshop and other lighting applications.
- Black and white shell are available.

■ Technique Parameter

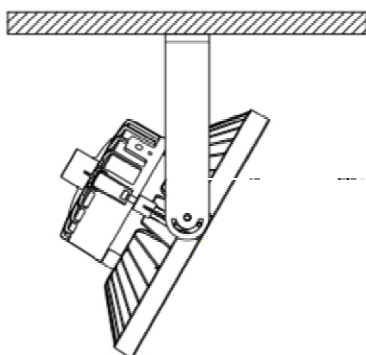
Power	75W	105W	135W	165W	205W
Certification	ETL/cETL DLC Premium				
Lumen	14250lm±5%	19950lm±5%	25650lm±5%	31350lm±5%	38950lm±5%
Luminous Efficiency	190lm/w ± 5%				
Input Voltage	120-277VAC				
LED Source	SMD2835				
Power Supply	Sosen				
CCT	4000-5700K				
CRI	>70Ra				
Sensor	Yes (optional)				
Beam Angle	120°				
Ingress protection	IP 65				
Operation Temperature	-40~+45°C				
Lamp Dimension	Φ250x182.5mm	Φ250x182.5mm	Φ280x184.5mm	Φ320x189.5mm	Φ320x1895mm
Net Weight	2.2KG	2.2KG	3.4KG	4.4KG	4.4KG

■ Installation

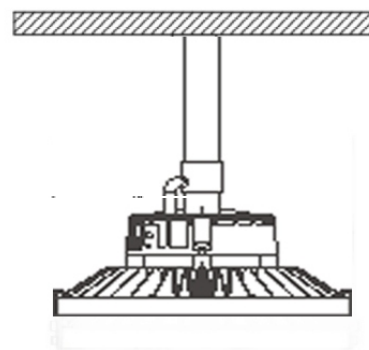
1. Hook Suspended Mounting



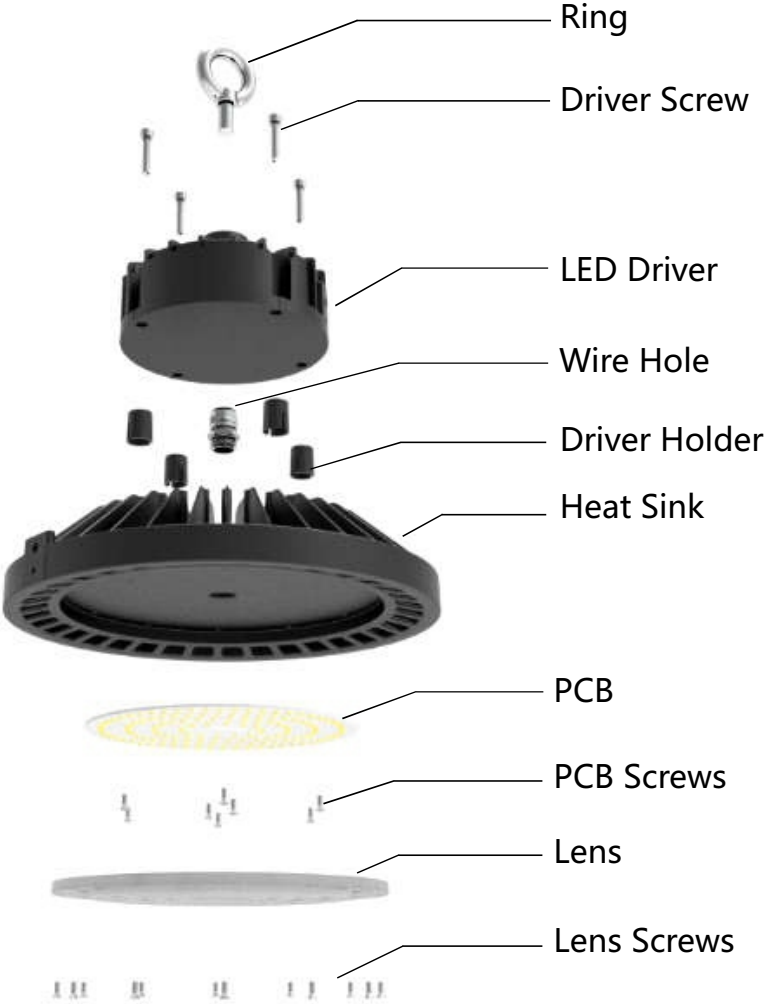
2. Surface Mounting



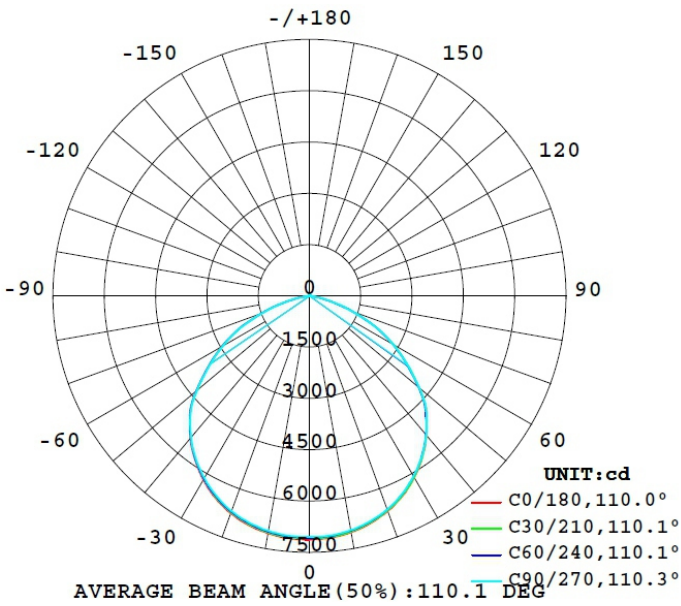
3. Conduit Suspended Mounting



■ Assembly Drawing



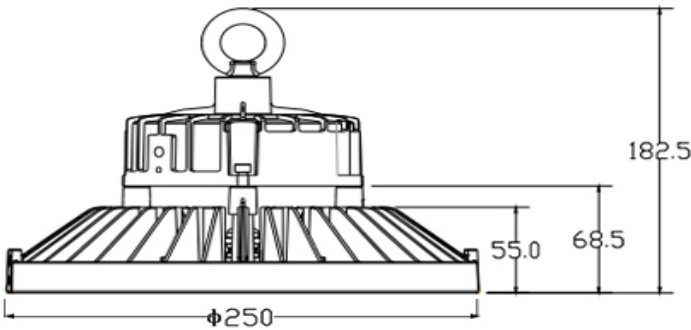
■ Light Distribution



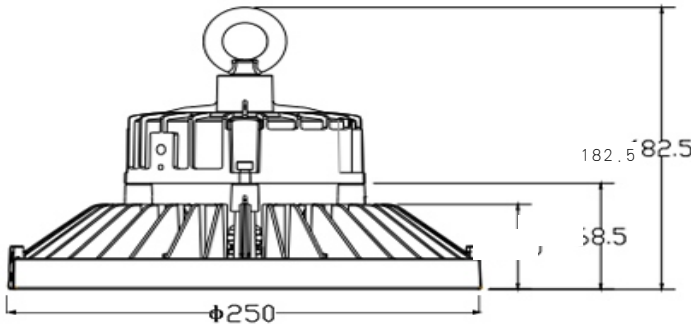
120 Degree

■ Dimensions:

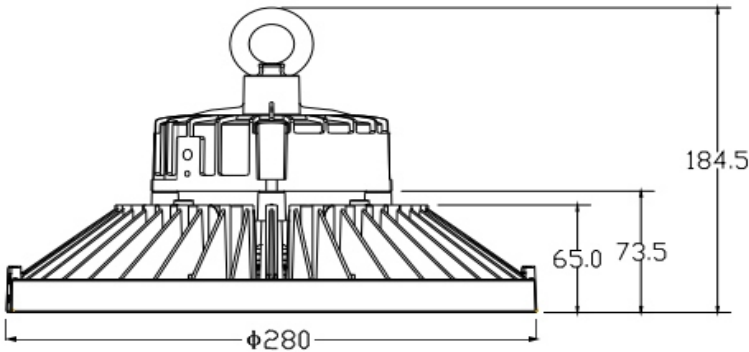
75W



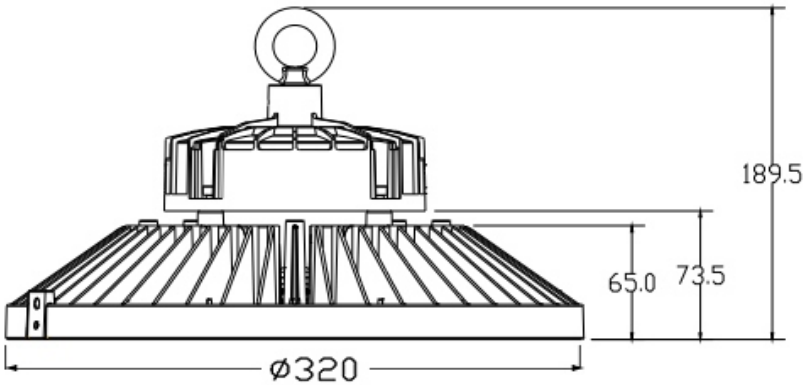
105W



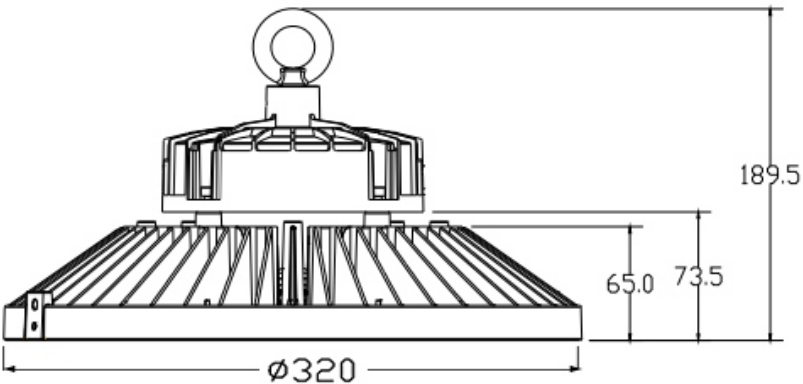
135W



165W



205W



Packing

No.	Power	Carton Size (LxWxH)	G.W./Ctn	QTY /Ctn (PCS)
1	75W	37x37x24 cm	3.2kg	1
2	105W	37x37x24 cm	3.2kg	1
3	135W	42x42x24cm	3.9kg	1
4	165W	44x44x24cm	5.4 kg	1
5	205W	44x44x24cm	5.4kg	1

