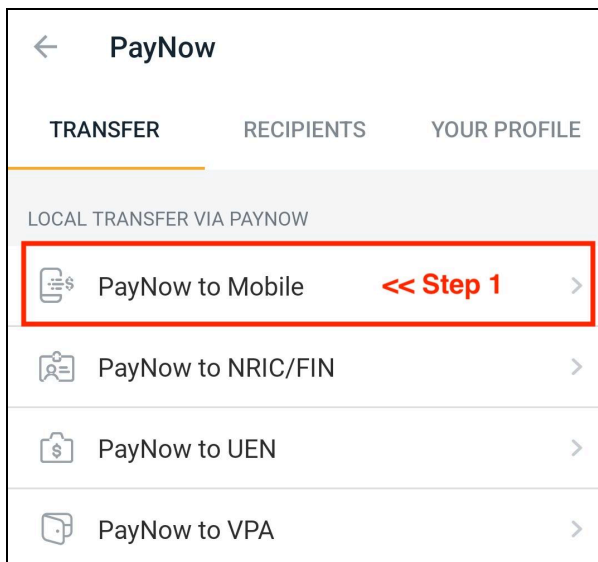


VR2ME paynow Payment Guide

To make a PayNow payment, follow these 5 steps:

Key Info: Paynow to Mobile **8788 3900**
recipient name is **JIMMY GOH VR2ME**

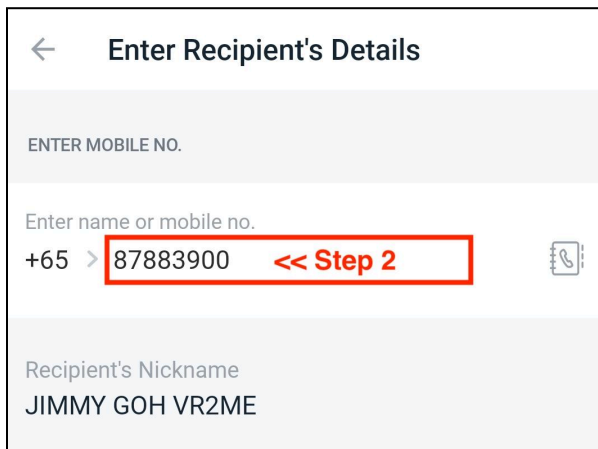
Step1



Login into your banking app and navigate to Paynow page.

Select [**PayNow Mobile**]

Step 2



Key in recipient's Phone number

Input [**8788 3900**]

Verify recipient's Nickname
[**JIMMY GOH VR2ME**]



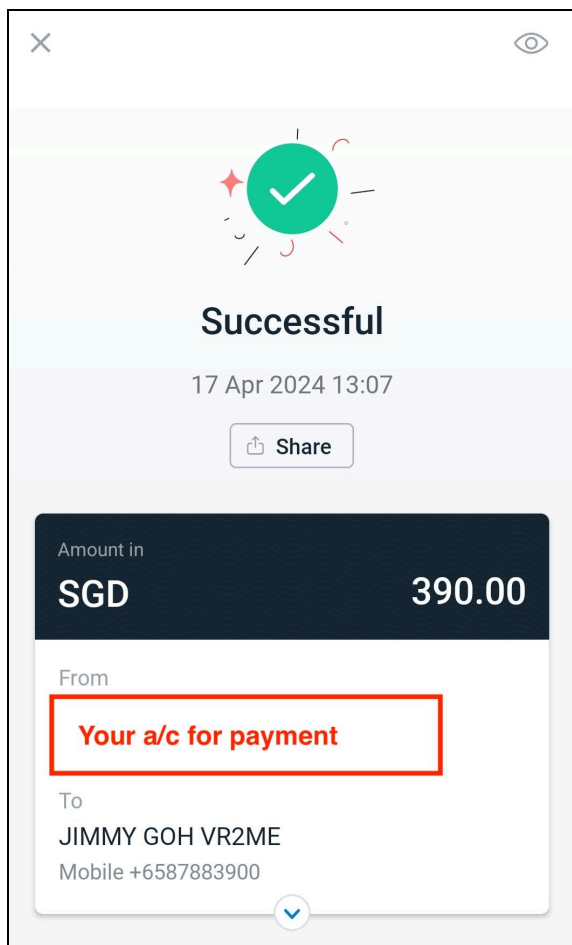
Select your own payment account

Step 4

Review payment details

Ensure "To" field is matching
[JIMMY GOH VR2ME
8788 3900]

Step 5



Capture a screenshot of completed Transaction for safe keeping

(Optional)
Whatsapp screenshot with transaction ref ID to [8788 3900]

Alt Step



Mobile Number : 8788 3900
Recipient Name : JIMMY GOH VR2ME

Scan the QR for payment.

Review payment details

Ensure "To" field is matching
[JIMMY GOH VR2ME
8788 3900]

Thank you for your payment



Terms applicable for VR2ME VR hosting

- The deposit is non-refundable. To avoid additional chargers, we require at least 7 days advance notice if you need to cancel or reschedule your event. Your rescheduled event date must lie within 3 months of the original party event
- If you cancel or reschedule your event within 7 days of your event date, you will be responsible for fifty percent (50%) of the total VR hosting price.
- If you cancel or reschedule your event within 3 days of your event date, you will be responsible for one hundred percent (100%) of the total VR hosting price.

Get Ready for Your Event! Here are some helpful resources.

[Session itinerary](#) : Your guide to hosting a successful VR event

[Game Guide](#) : To familiarize your participants with the gameplay mechanics

