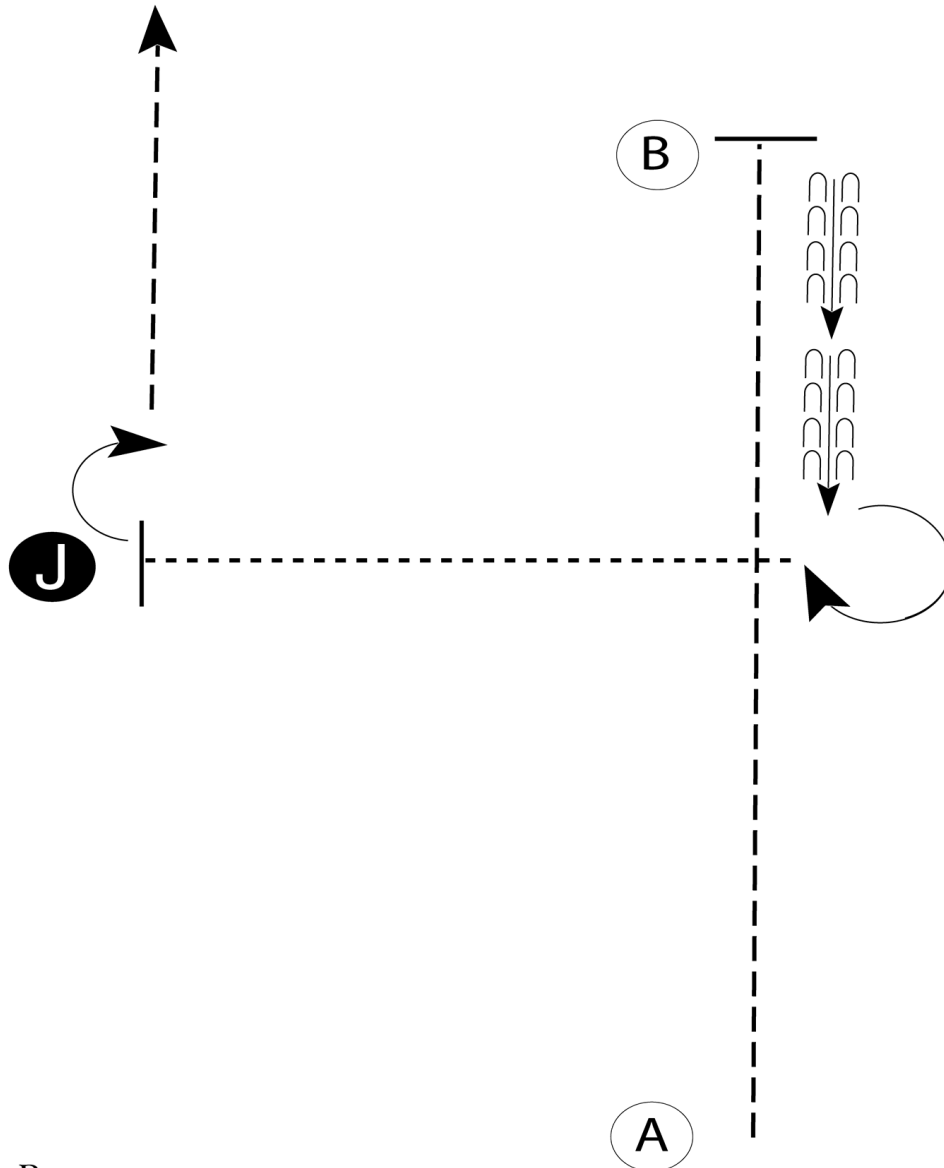


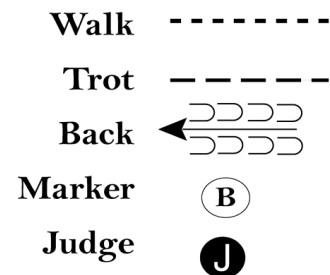
ShoMe Spring ShoCase

Hands Free SMS (class 15)

Show Date: 04-26-2024



1. Trot A to B.
2. Stop at B.
3. Back halfway to A.
4. Perform a 270 degree turn .
5. Walk to the judge, stop and set up for inspection.
6. When dismissed, perform a 90 degree turn and trot away from judge.



Follow the instructions of your ring steward.

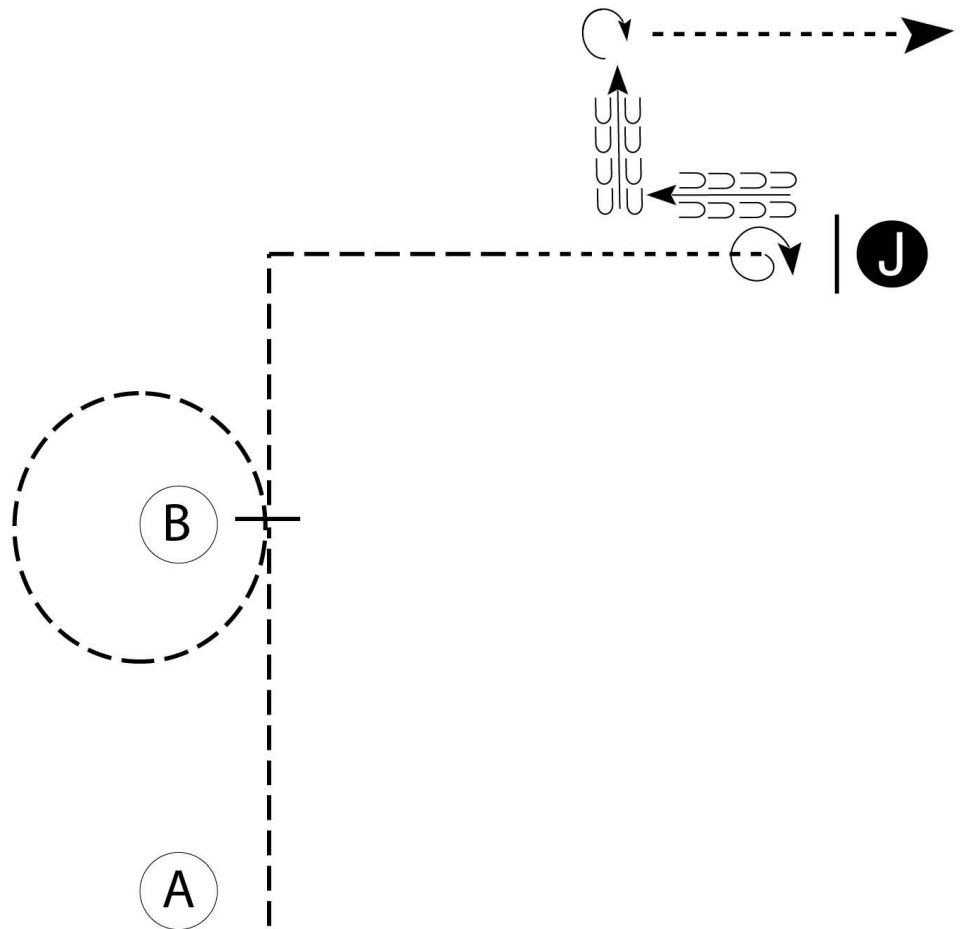
ShoMe Spring ShoCase

Showmanship Sweepstakes (class 16)

Show Date: 04-26-2024

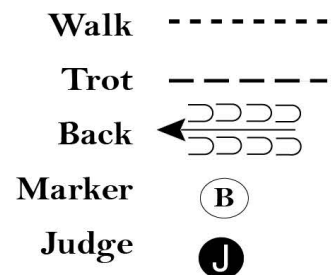
w w w . H o r s e S h o w P a t t e r n s . c o m

w w w . H o r s e S h o w P a t t e r n s . c o m



Be ready at A.

1. Trot from A to B.
2. Trot a circle around B.
3. At B, stop, and hesitate.
4. Trot halfway to the Judge as shown.
5. Walk halfway to Judge.
6. Perform a 360 degree turn and set up for inspection.
7. When dismissed, back an "L" as shown.
8. Perform a 270 degree turn and exit at a walk.



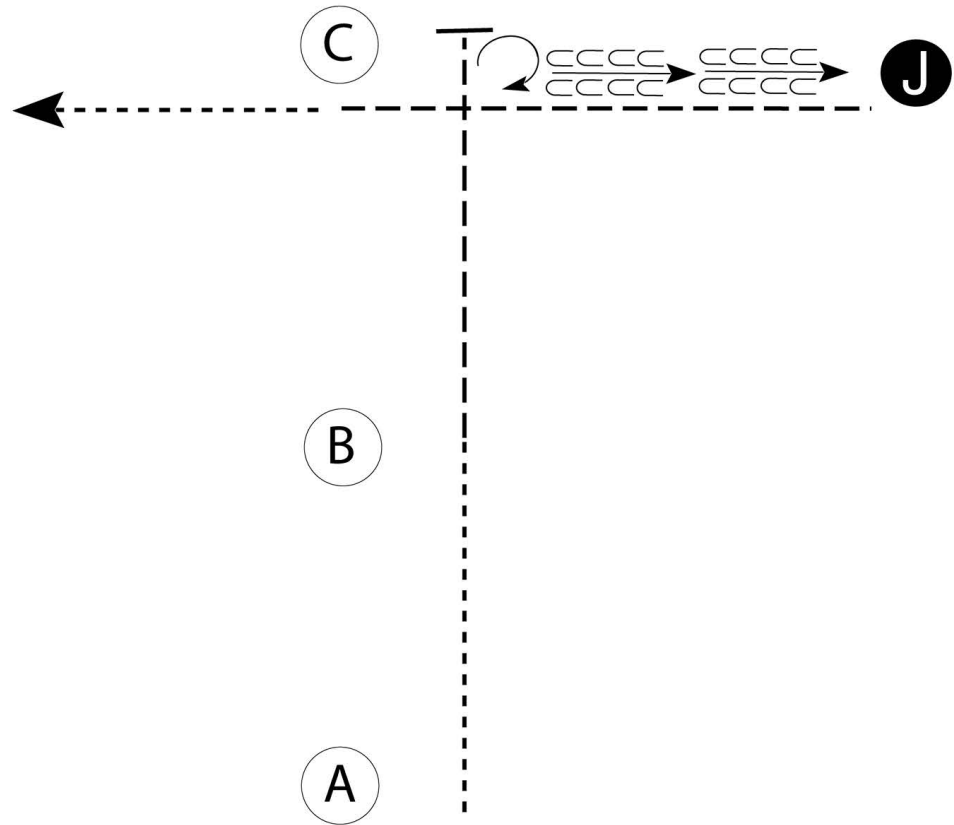
ShoMe Spring ShoCase

Stock Horse SMS 16 and Up (classes 17-19)

Show Date: 04-26-2024

w w w . H o r s e S h o w P a t t e r n s . c o m

w w w . H o r s e S h o w P a t t e r n s . c o m



Be ready at A.

1. Walk to B.
2. Trot to C.
3. Stop and perform a 270 degree turn.
4. Back approximately one horse length.
5. Stop and set up for inspection.
6. When dismissed, trot to C.
7. Break to a walk when even with C and walk away

Walk	-----
Trot	- - - - -
Back	←
Marker	ⓑ
Judge	ⓐ

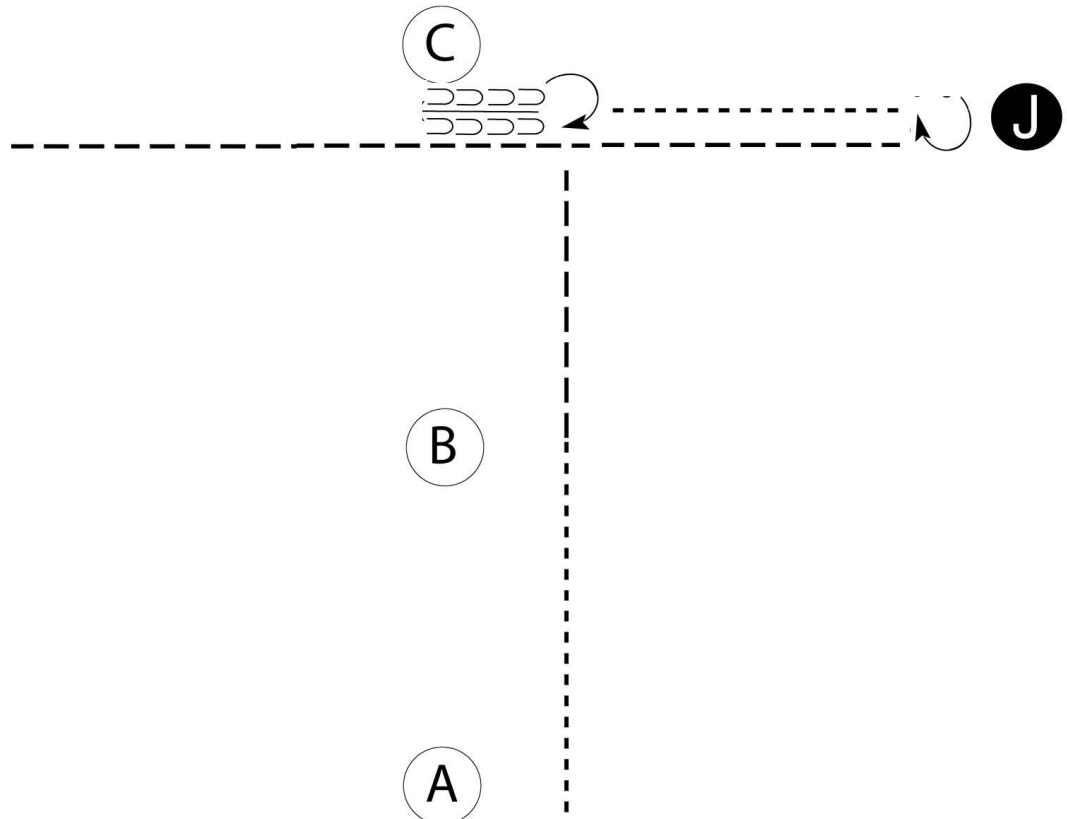
ShoMe Spring ShoCase

SH SMS 15 Under, Ranch, Non-Stock (classes 20-21, 24-25)

Show Date: 04-26-2024

w w w . H o r s e S h o w P a t t e r n s . c o m

w w w . H o r s e S h o w P a t t e r n s . c o m



Be ready at A.

1. Walk to B.
2. Trot to C.
3. Stop and perform a 90 degree turn.
4. Back approximately one horse length. Walk to judge
5. Stop and set up for inspection.
6. When dismissed, 180 degree turn & trot away

Walk	-----
Trot	- - - - -
Back	←
Marker	ⓑ
Judge	ⓙ

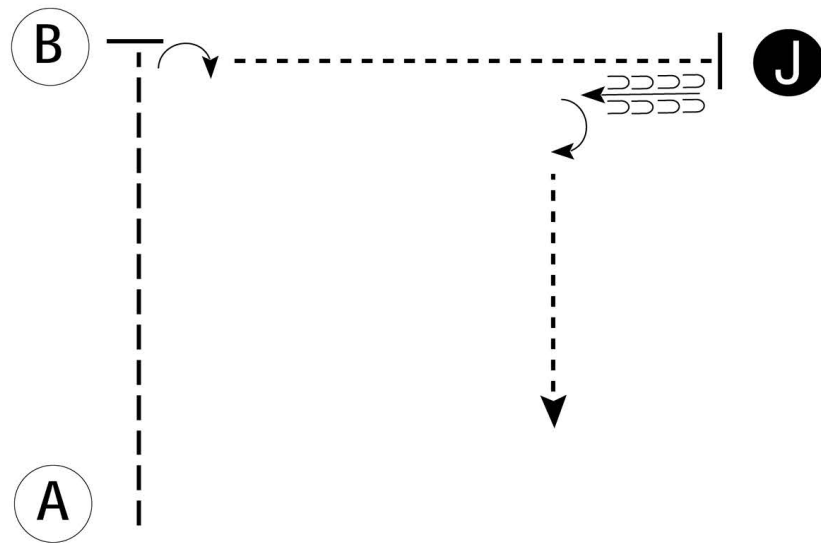
ShoMe Spring ShoCase

Pee Wee & Lead Line SMS

Show Date: 04-26-2024

w w w . H o r s e S h o w P a t t e r n s . c o m


w w w . H o r s e S h o w P a t t e r n s . c o m



Be ready at A.

1. Walk from A to B.
2. Stop at B and perform a 90 degree turn.
3. Walk to judge.
4. Stop and set up for inspection.
5. When dismissed, back approximately one horse length.
6. Perform a 90 degree turn and walk away.

Follow the directions of your ring steward.

Walk	-----
Trot	- - - - -
Back	← 
Marker	ⓑ
Judge	ⓐ

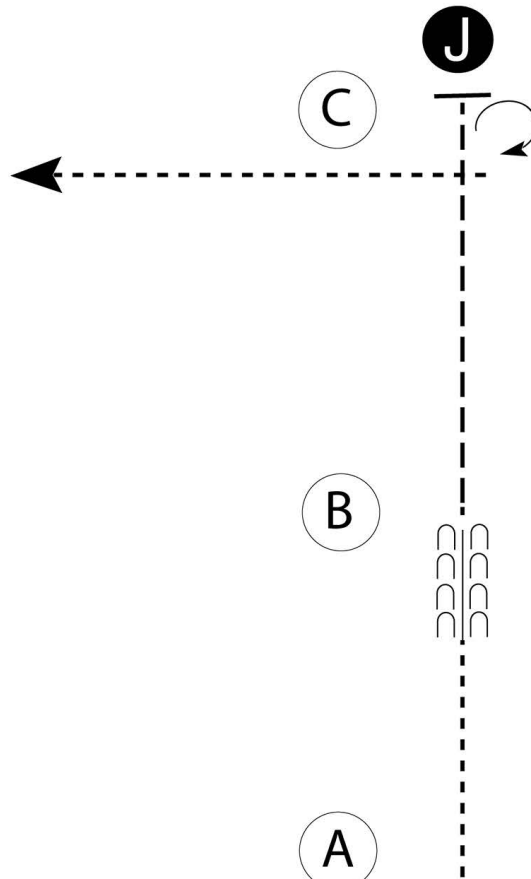
ShoMe Spring ShoCase

Select & Green 26-30

Show Date: 04-26-2024

w w w . H o r s e S h o w P a t t e r n s . c o m

w w w . H o r s e S h o w P a t t e r n s . c o m



Be ready at A.

1. Walk to B. Stop and back 4 steps
2. Trot to C. (Senior Select walk to C)
3. Stop and set up for inspection.
4. When dismissed, perform a 270 degree turn.
5. Walk straight away.

Follow the instructions of your ring steward.

Walk	-----
Trot	- - - - -
Back	← C C C C
Marker	ⓑ
Judge	ⓐ

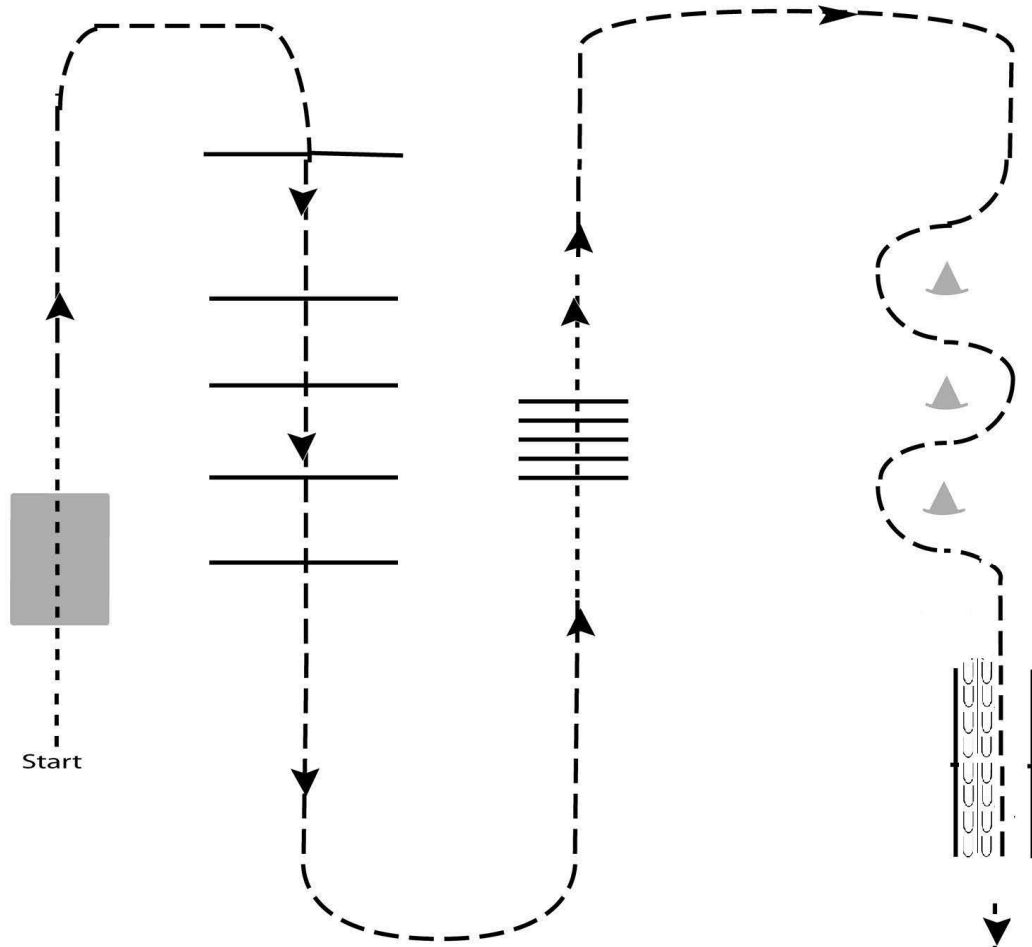
ShoMe Spring ShoCase

Walk Only Obstacle

Show Date: 04-26-2024

w w w . H o r s e S h o w P a t t e r n s . c o m

w w w . H o r s e S h o w P a t t e r n s . c o m



1. Walk over bridge
2. Walk through poles
3. Continue to walk through serpentine
4. Walk to end of chute, back one horse length
5. Walk through chute to finish

Walk	-----
Jog	- - - - -
Extended Jog	- - - - -
Lope	_____
Leg Yield	
Lead Change	— / —
Back	← ← ← ← ←
Marker	Ⓚ
Sidepass	← — — — — →

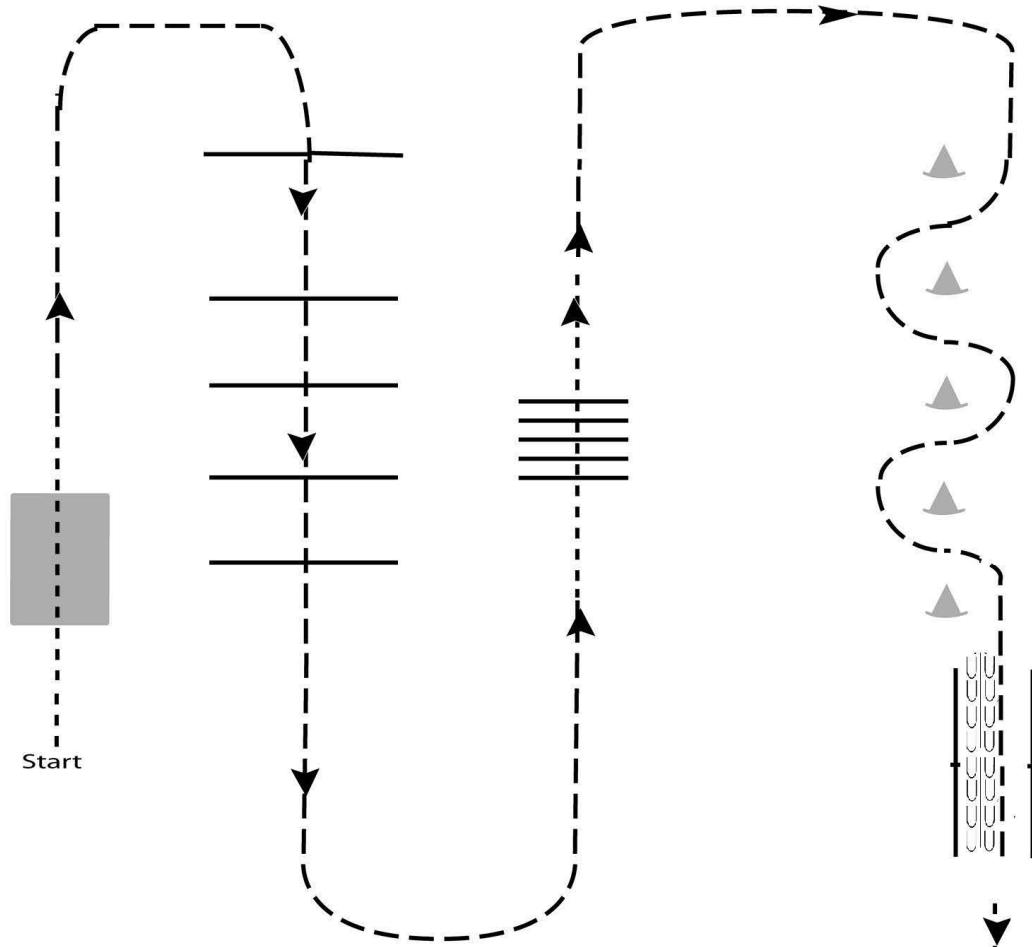
ShoMe Spring ShoCase

In-Hand Trail (class 49)

Show Date: 04-26-2024

w w w . H o r s e S h o w P a t t e r n s . c o m

w w w . H o r s e S h o w P a t t e r n s . c o m



1. Walk over bridge
2. Trot through poles
3. Walk over elevated poles
4. Continue to trot through serpentine
5. Trot into chute, back , walk out to finish

Walk	-----
Jog	-----
Extended Jog	-----
Lope	-----
Leg Yield	
Lead Change	↘
Back	←←←
Marker	Ⓚ
Sidepass	←-----→

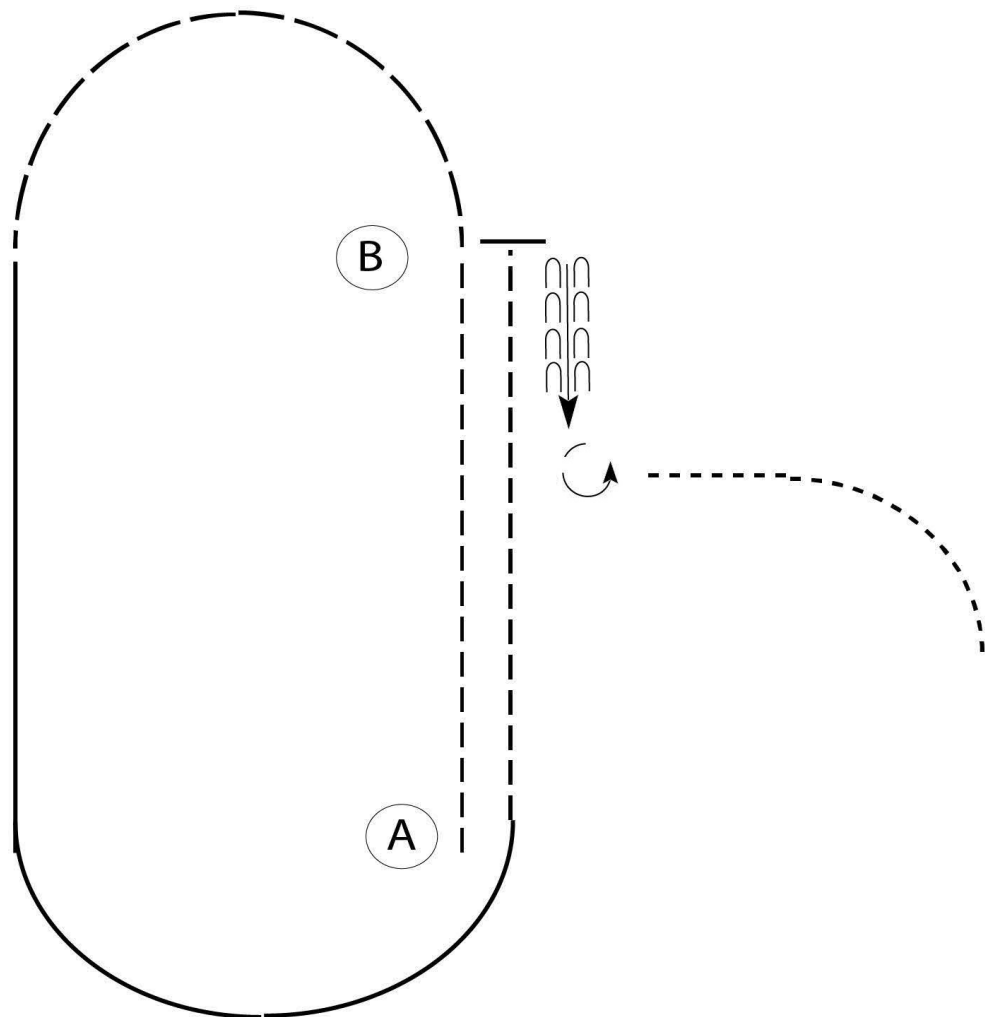
ShoMe Spring ShoCase

Non-Stock, 15 Under, Ranch HMS (classes 68, 74-75, 79)

Show Date: 04-26-2024

w w w . H o r s e S h o w P a t t e r n s . c o m

w w w . H o r s e S h o w P a t t e r n s . c o m



Be ready at A.

1. Jog from A to B.
2. Extend the jog in a half circle.
3. Lope on the left lead until even with A.
4. Jog to B.
5. Stop, back one horse length and perform a 270 degree turn to the left
6. Pattern is complete. Exit at the walk.

Walk	-----
Jog	- - - - -
Extended Jog	— — — —
Lope	
Lead Change	— / —
Back	← ← ← ← ←
Marker	ⓑ

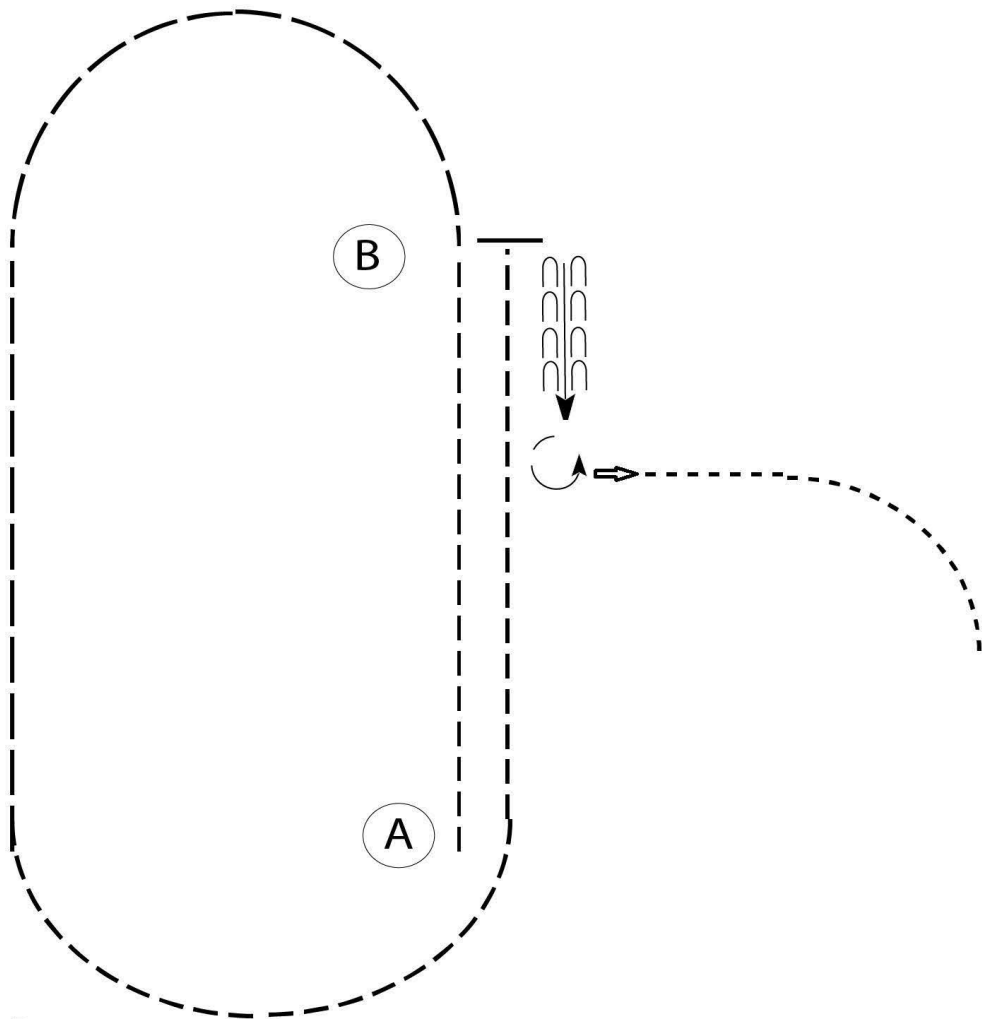
ShoMe Spring ShoCase

Select and Green (Classes 69-73)

Show Date: 04-26-2024

w w w . H o r s e S h o w P a t t e r n s . c o m

w w w . H o r s e S h o w P a t t e r n s . c o m



Be ready at A.

1. Jog from A to B.
2. Extend the jog in a half circle.
3. Continue the extended jog on a straight line until even with A.
4. Jog a half circle then a straight line to B.
5. Stop, back one horse length and perform a 270 degree turn to the left
6. Pattern is complete. Exit at the walk.

Walk	-----
Jog	- - - - -
Extended Jog	— — — — —
Lope	
Lead Change	
Back	
Marker	(B)

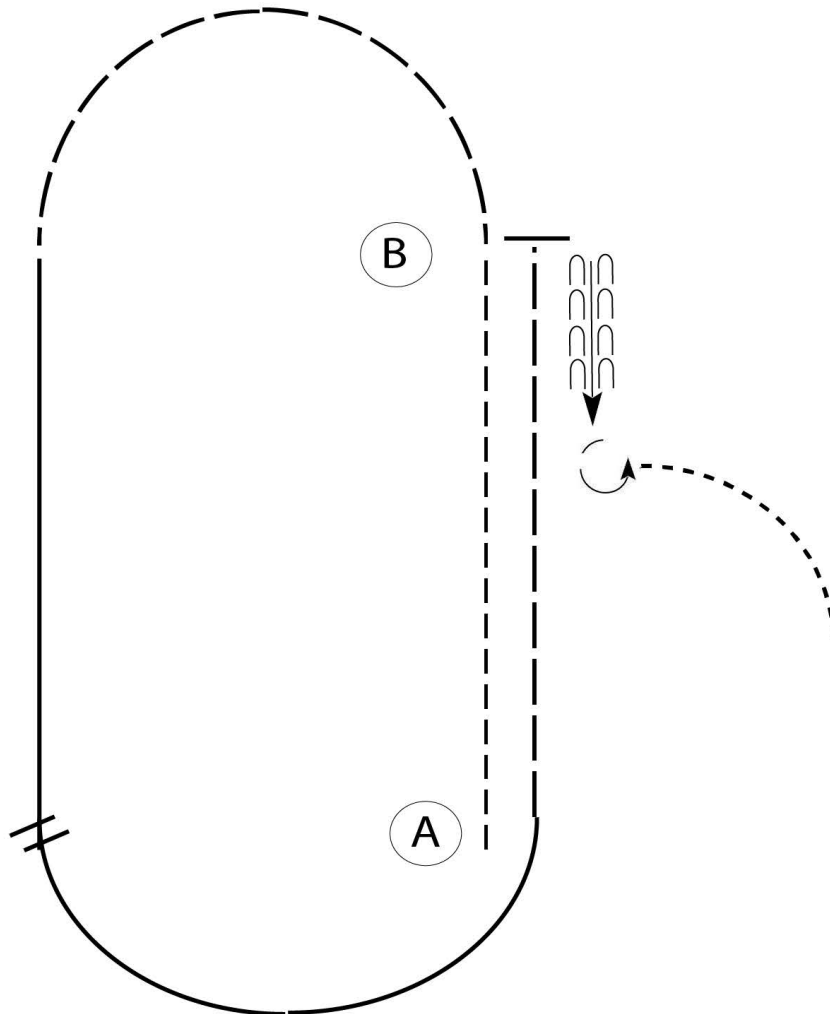
ShoMe Spring ShoCase

SH 16 & Up (classes 76-78)

Show Date: 04-26-2024

w w w . H o r s e S h o w P a t t e r n s . c o m

w w w . H o r s e S h o w P a t t e r n s . c o m



Be ready at A.

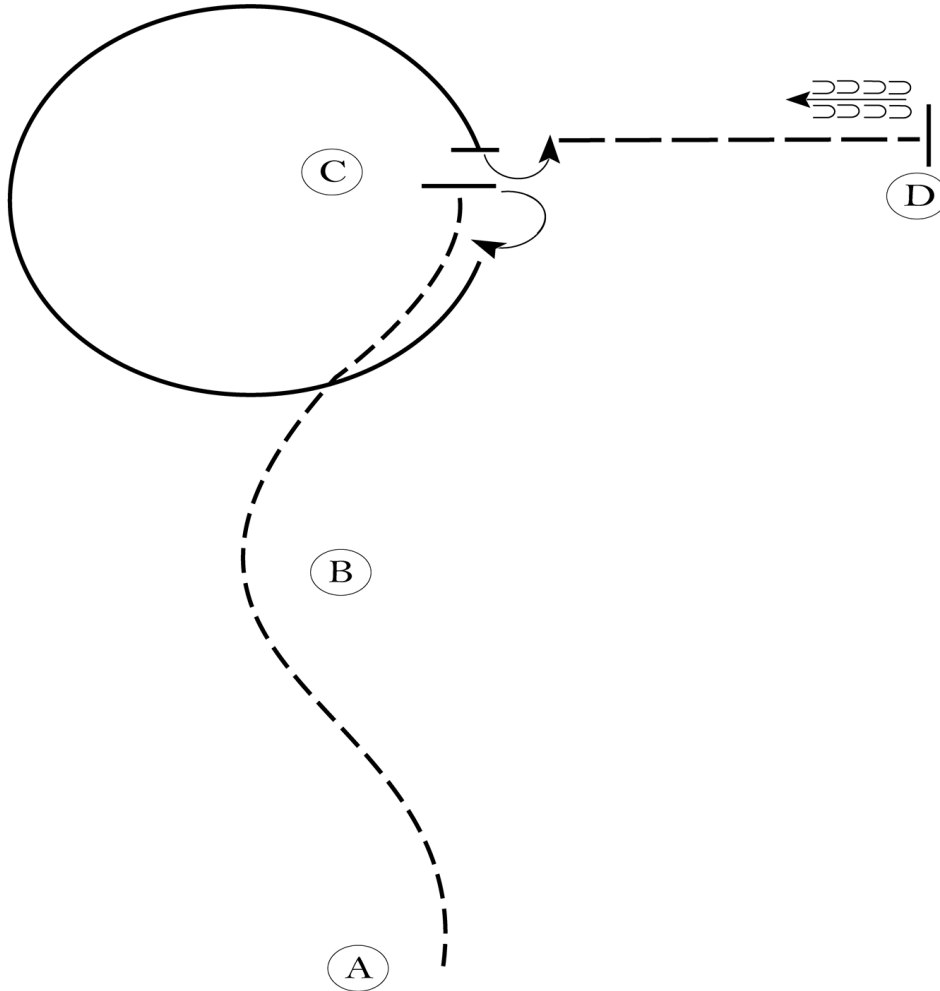
1. Jog from A to B.
2. Extend the jog in a half circle.
3. Lope on the right lead until even with A.
4. Perform a simple lead change.
5. Lope on the left lead until even with A.
6. jog to B.
7. Stop, back one horse length and perform a 270 degree turn to the left
8. Pattern is complete. Exit at the walk

Walk	-----
Jog	- - - - -
Extended Jog	— — — —
Lope	
Lead Change	⋈
Back	←
Marker	Ⓚ

ShoMe Spring ShoCase

Bareback HMS Challenge (class 80)

Show Date: 04-26-2024



1. Jog A to C.
2. Stop at C and perform a 180 degree turn to the right
3. Lope a circle around C on the right lead.
4. Stop at C and perform a 90 degree turn to the left.
5. Extended jog to D.
6. Stop at D and back approximately one horse length.

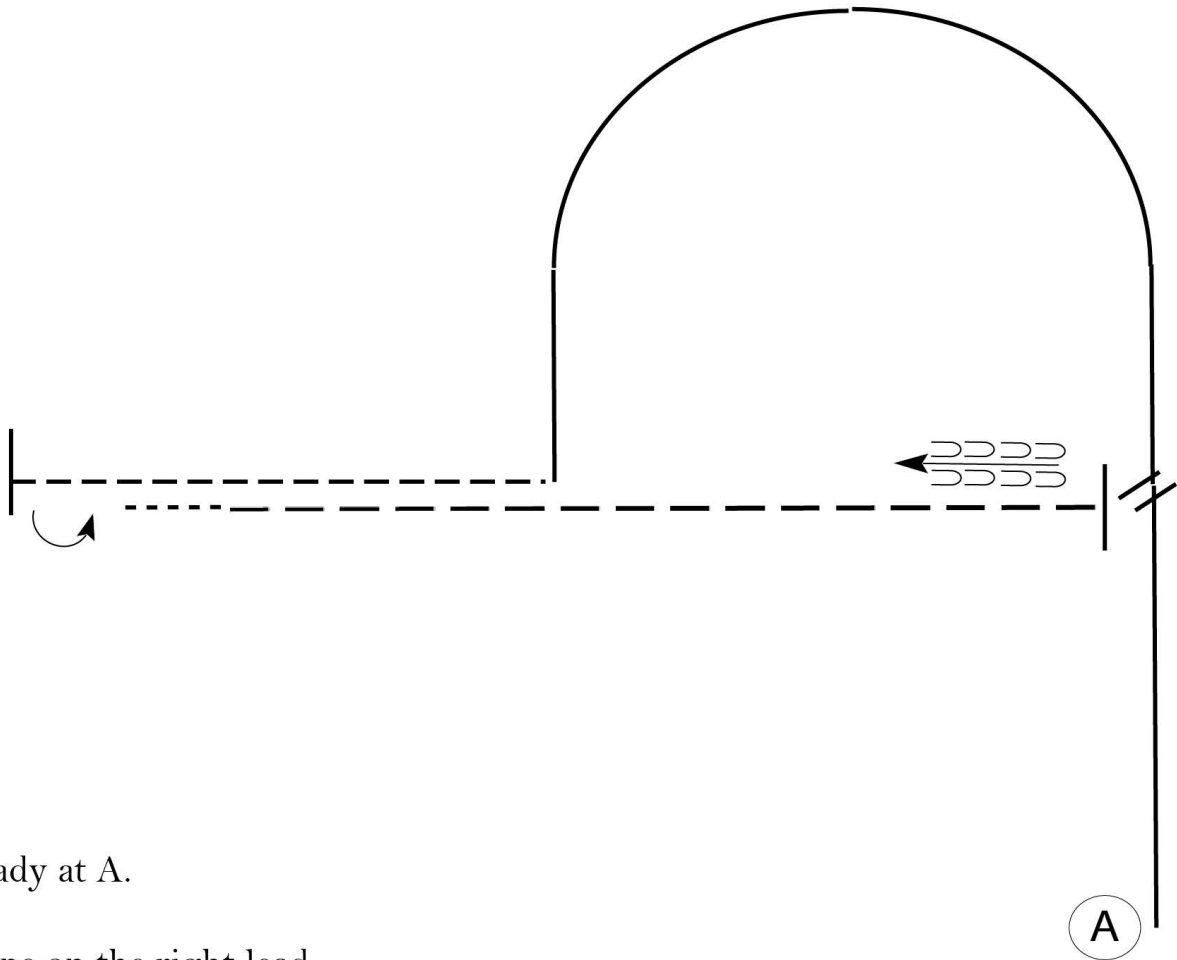
Follow the instructions of your ring steward.

Walk	-----
Jog	- - - - -
Extended Jog	- - - - -
Lope	—————
Lead Change	——— / \ ———
Back	← 33333 33333
Marker	ⓑ

ShoMe Spring ShoCase

Horsemanship Sweepstakes (class 81)

Show Date: 04-26-2024

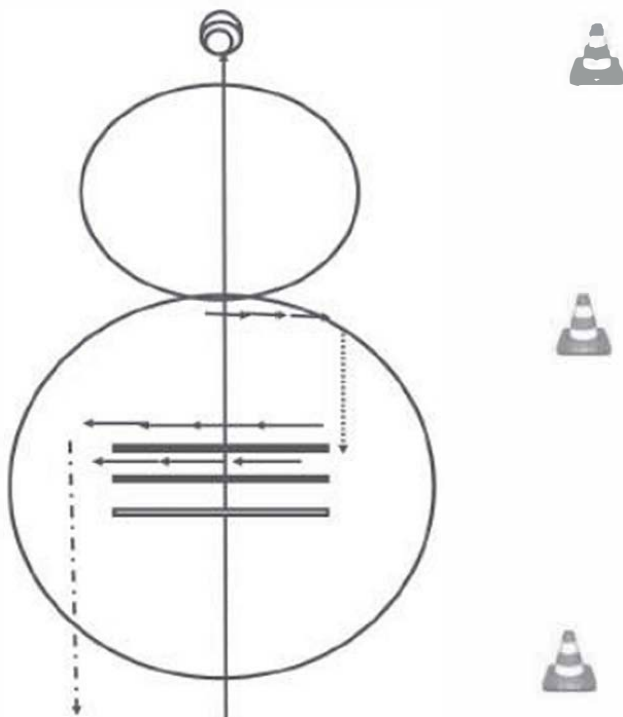


Be ready at A.

1. Lope on the right lead.
2. Perform a lead change in the middle of your line.
3. Lope in an arc to the middle of your pattern.
4. Break to a jog and jog a corner to the right.
5. Perform 180 turn to the left.
6. Walk halfway to middle.
7. Extend the jog until even with A as shown.
8. Stop and back.

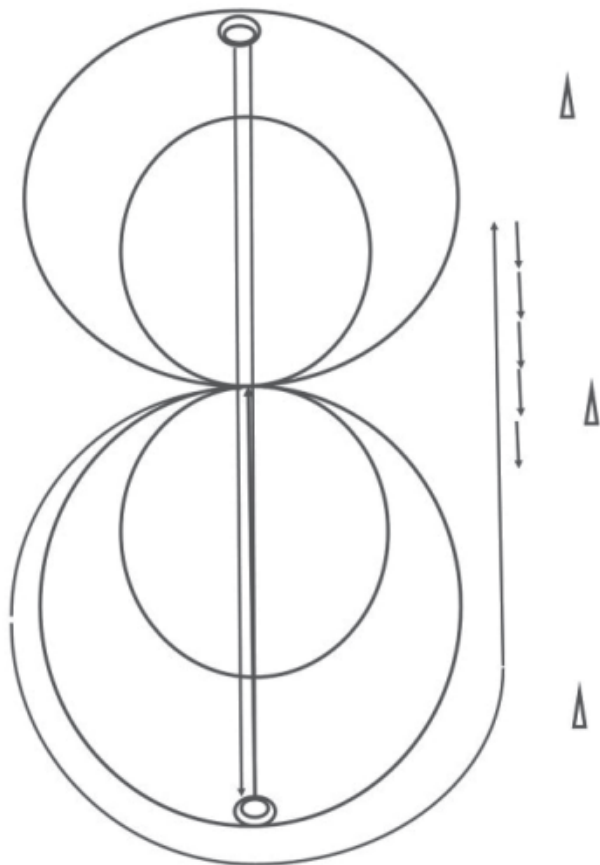
Walk	-----
Jog	-----
Extended Jog	-----
Lope	-----
Lead Change	-----
Back	-----
Marker	(A)

RANCMANSHIP PATTERN #5



1. Left lead lope down center of arena over poles past the end marker; stop.
2. 3 1/2 spins left.
3. Lope Right lead to center of pen, stop, 90° right turn lope small slow circle to the right
4. Change leads, lope large fast circle to the left stop in center of pen.
5. Back 6-8 feet 90° turn left.
6. Walk to the first pole exhibitor comes to and side passes to the right.
7. Exit at trot to end of arena.

RANCH REINING PATTERN #8



1. Run down past end marker;
Stop.
2. 2½ Spins to the right.
3. Run down past end marker;
Stop.
4. 2½ Spins to the left.
5. Lope left lead up to center
marker and turn left, complete
two circles, the first small
Slow, the second large fast.
6. Change to right lead and
Complete two circles, large
fast and second small slow.
7. Change to left lead and
continue around end of
arena, run down past
center marker; stop; Back
8-10 feet.

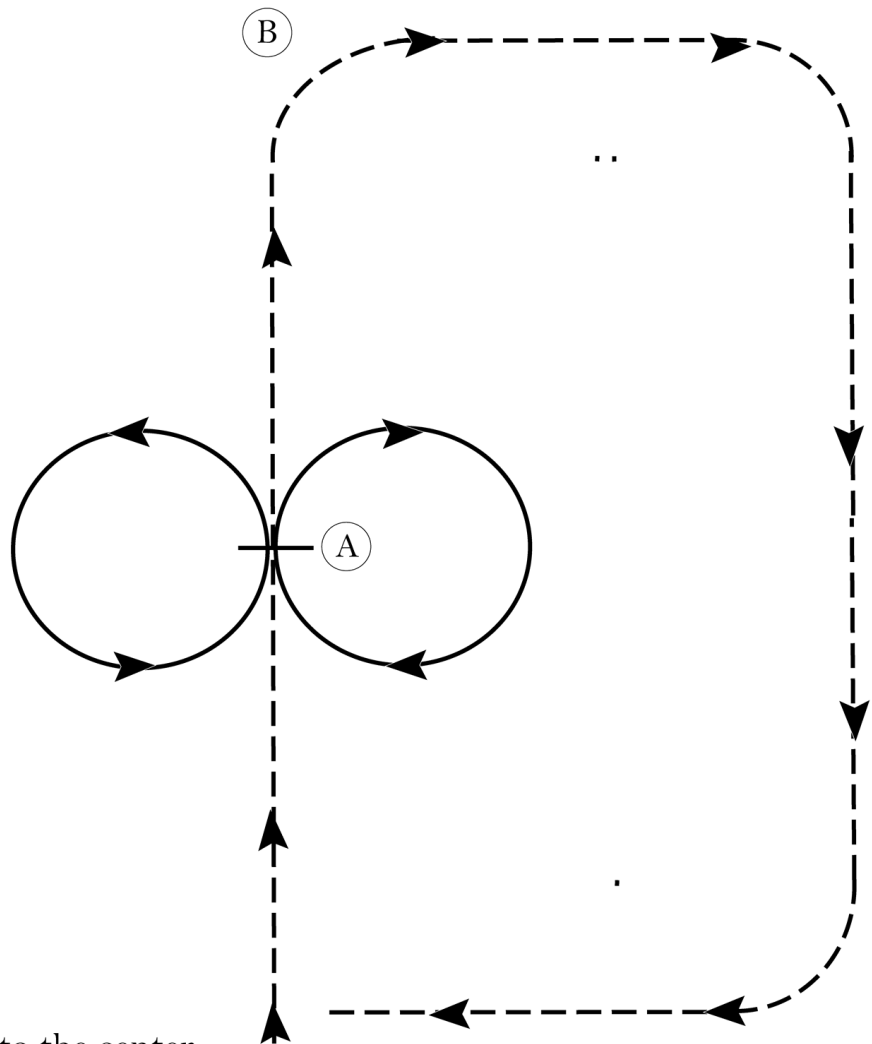
ShoMe Spring ShoCase

Saddle Seat (class 100)

Show Date: 04-26-2024

w w w . H o r s e S h o w P a t t e r n s . c o m

w w w . H o r s e S h o w P a t t e r n s . c o m



Enter the arena at the trot.

1. Trot down the center line to the center point of the arena (A). Stop briefly.
2. Canter a figure eight - the first circle clockwise and the second circle counter clockwise. Stop briefly.
3. Trot down the center line to the midpoint of the far end of the arena (B).
4. Make a right turn and proceed around the curve, down the straightaway, around the next curve and exit.

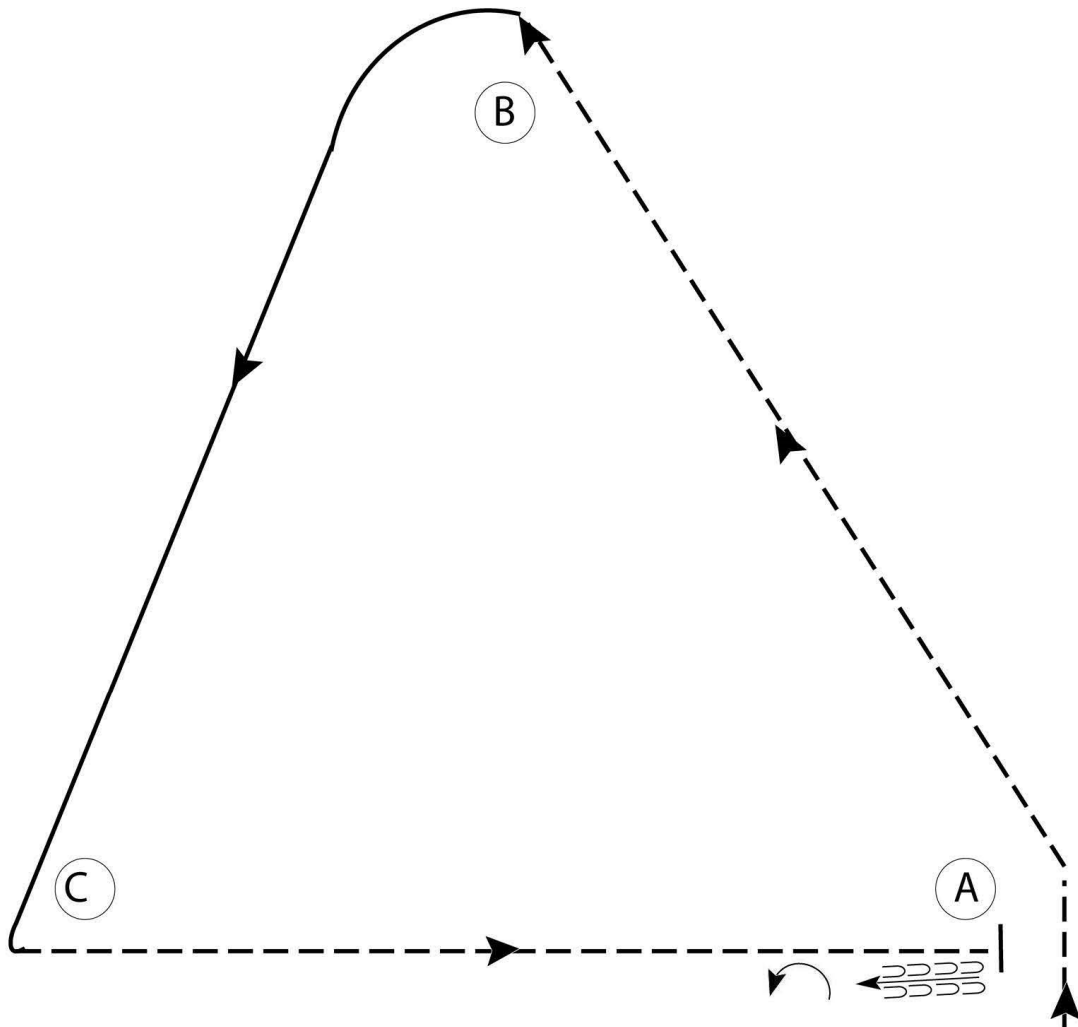
The workout has been completed - Thank You.

Walk
Trot	- - - - -
Extended Trot	- - - - -
Canter	—————
Lead Change	///
Back	←←←←←
Reference Point	Ⓚ

ShoMe Spring ShoCase

Non-Stock, 15 Under Eq (classes 113, 119-120)

Show Date: 04-26-2024



Be ready before A.

1. Sitting trot to A.
2. Trot on the right diagonal from A to B.
3. Canter on the left lead from B to C.
4. Posting trot on the left diagonal from C to A.
5. Halt at A and back approximately one horse length.
6. 180 degree turn to the left on forehand, walk to exit

Walk	-----
Trot	- - - - -
Extended Trot	_____
Canter	—————
Leg Yield	
Lead/ Diag Change	↘
Back	←←←←←
Marker	⊙
Sidepass	←←←
Hand Gallop	———

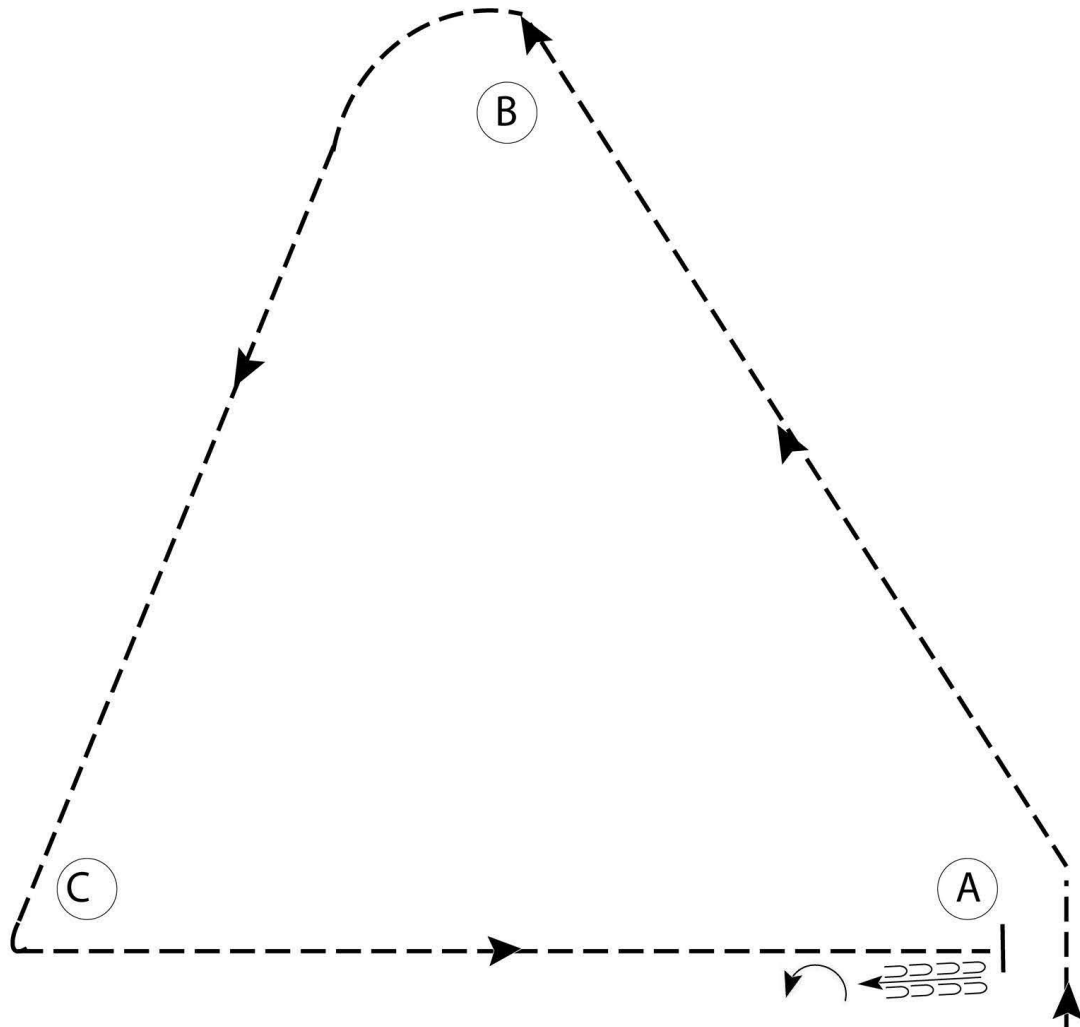
www.HorseShowPatterns.com

www.HorseShowPatterns.com

ShoMe Spring ShoCase

Select & Green Eq (Classes 114-118)

Show Date: 04-26-2024



Be ready before A.

1. Sitting trot to A.
2. Trot on the right diagonal from A to B.
3. Sitting trot from B to C.
4. Posting trot on the left diagonal from C to A.
5. Halt at A and back approximately one horse length.
6. 180 degree turn to the left on forehand, walk to exit

Walk
Trot	-----
Extended Trot	-----
Canter	—————
Leg Yield	
Lead/ Diag Change	↘
Back	←←←←←
Marker	ⓑ
Sidepass	←←←←←
Hand Gallop	-----

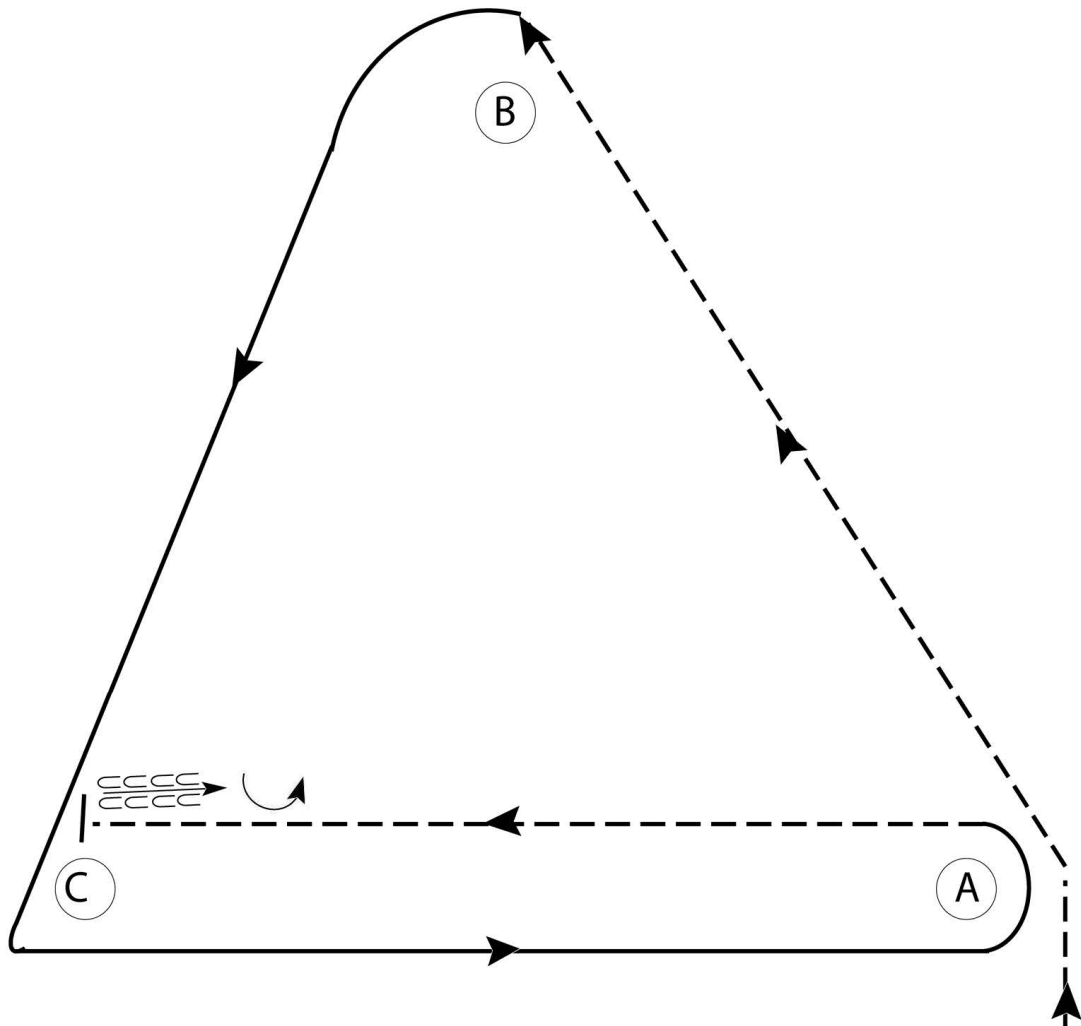
ShoMe Spring ShoCase

Stock Horse 16 & Up (classes 121-123)

Show Date: 04-26-2024

w w w . H o r s e S h o w P a t t e r n s . c o m

w w w . H o r s e S h o w P a t t e r n s . c o m



Be ready before A.

1. Sitting trot to A.
2. Trot on the right diagonal from A to B.
3. Canter on the left lead from B to and around C and A.
4. Posting trot on the left diagonal from A to C.
5. Halt at C and back approximately one horse length.
7. 180 degree turn to the left on forehand, walk to exit

Walk
Trot	- - - - -
Extended Trot	- - - - -
Canter	—————
Leg Yield	
Lead/ Diag Change	////
Back	←←←←←
Marker	⊙
Sidepass	←- - - ->
Hand Gallop	—————

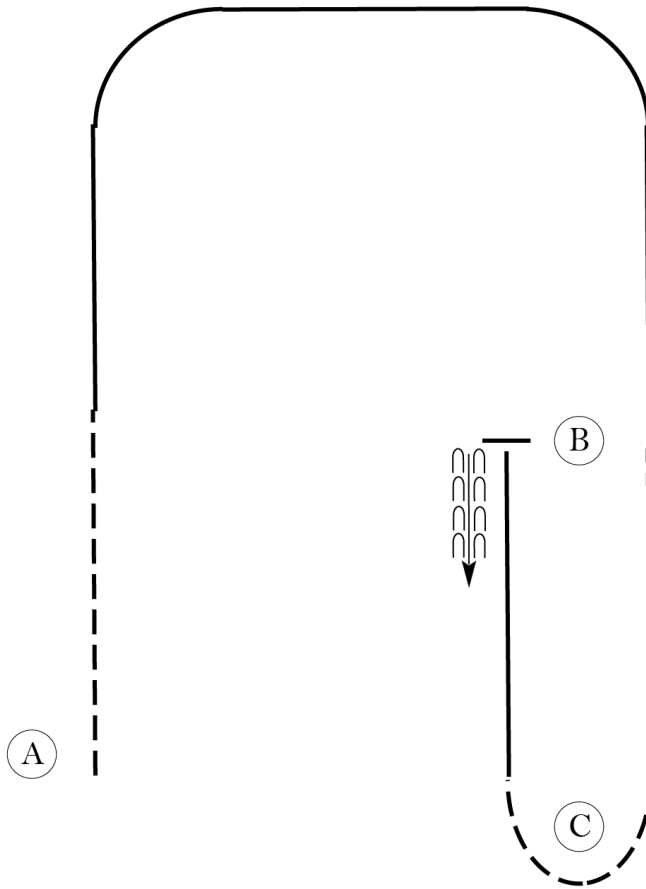
ShoMe Spring ShoCase

Bareback Equitation Challenge (class 124)

Show Date: 04-26-2024

w w w . H o r s e S h o w P a t t e r n s . c o m

w w w . H o r s e S h o w P a t t e r n s . c o m



Be ready at A.

1. Trot on the left diagonal.
2. Canter on the right lead to B.
3. Sitting trot to and around C.
4. Canter left lead to B.
5. Stop and back.

Walk	-----
Trot	- - - - -
Extended Trot	— — — — —
Canter	—————
Leg Yield	
Lead Change	↙ ↘
Back	← C C C C
Marker	⊙ B
Sidepass	← - - - - →
Hand Gallop	— — — — —

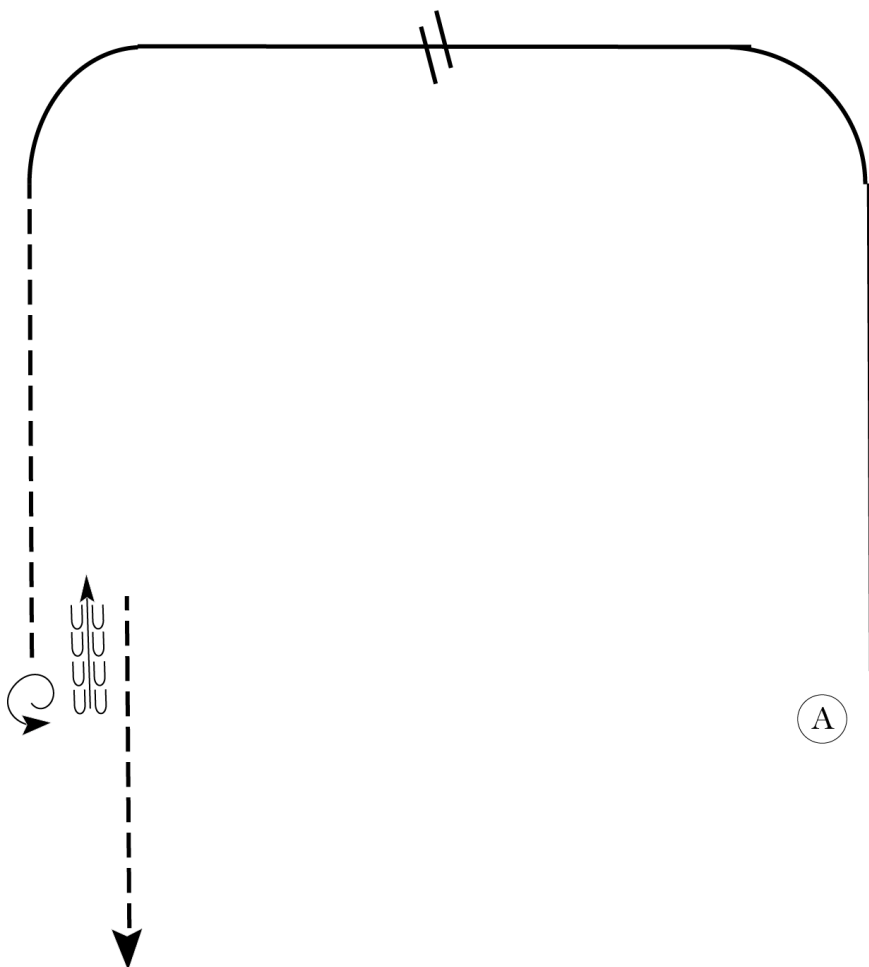
ShoMe Spring ShoCase

Equitation Sweepstakes (class 125)

Show Date: 04-26-2024

w w w . H o r s e S h o w P a t t e r n s . c o m

w w w . H o r s e S h o w P a t t e r n s . c o m



Be ready at A.

1. Canter on the left lead from A and around corner as shown.
2. Change leads at center and counter canter around corner.
3. Trot in a straight line on the left diagonal until even with A.
4. Stop and perform a 360 degree turn on the forehand left.
5. Back approximately one horse length.
6. Exit arena at a trot on the right diagonal.

Walk	-----
Trot	- - - - -
Extended Trot	-----
Canter	=====
Leg Yield	
Lead Change	↙ ↘
Back	← ← ← ← ←
Marker	⊙ (B)
Sidepass	← - - - - →
Hand Gallop	-----