

ASSEMBLY INSTRUCTIONS


Included in your kit are the following

- BASE
- FRONT CASTLE WALL
- 3 x SIDE WALLS
- 4 x TOWER BASE
- 4 x TURRETS (LOOKOUTS)
- 4 x LADDERS
- **1 x TUBE SUPER GLUE (KEEP SAFE)**



This can be Glued into place as you construct, or when finished. But I recommend you do a dry fit first


Arrange the base as shown below. If this will be permanently assembled, you can buy a piece of MDF and cut to 550mm x 430mm then glue base to the MDF.



Take the front wall and place it into the slots on the base



You may need to manipulate the pieces, so they line up then tap into place



Once done repeat for the 3 side walls




Next, Take the Tower bases and gently slide them into the wall slots



Gently slide these down keeping the tower in line with wall slots then tap into the base.

Repeat this with the other towers



Place the tower turrets on top of tower into the slots



Put the ladders & soldiers inside.

