



# WOODBITS NEWSLETTER Issue 232 September 2025

## SHAVINGS FROM THE CHAIRMAN

Welcome to the September 2025 newsletter.

Our September meeting featured two presentations from club members, Steve Hart and Allen Kaye and was well attended with 57 people in the room to hear two interesting talks.

Our next meeting will be a demonstration by Kade Bolger, who is visiting the UK from his home in Canada, and will be touring multiple clubs. We have been fortunate to secure a slot and it's a rare event, so I look forward to a bumper turnout on the 14th October.

The Audio-Visual upgrade is progressing. New microphones and a new camera have already been acquired and a positive meeting with the Adeyfield management gave the go-ahead for the installation of two fixed TV monitors on either side of the hall. It's been a slow start, but we are making progress.

The competition subjects this month are a Spinning Top for Beginners and a Pair of Goblets for Advanced. Spinning tops sell well at craft fairs and I'll be testing for duration of spin during the meeting to highlight one of the key features of a top.

Outside of club meetings, the Harpenden AOTC event was a great success and might attract a few more visitors in October. The club was represented twice at the rehab unit at Horatio's Garden attached to the Royal National Orthopaedic Hospital, Stanmore, where we helped celebrate their fifth anniversary and delivered an afternoon of turning.

That's all for this month. See you on the 14th October.

Adam Blackie

Chairman

# CONTENTS

SHAVINGS FROM THE CHAIRMAN .....	1
Club News .....	3
September Competition .....	3
Meetings Calendar .....	6
Competition Subjects.....	6
Linked charity.....	6
Keith Harrup - In memory of a fellow turner, loyal member and friend .....	7
Appeal for Donations: AV Upgrade.....	8
TOOL LENDING LIBRARY UPDATE .....	9
Four legged stool – Paul Boyes .....	11
Carbide Cutters for Woodturners – Allen Kaye .....	12
System Thinking (SyS) Applied to Wood Turning – Steve Hart.....	14
Using of the club’s pen mandrel – Patrick Stileman .....	16
Report - Art on the Common - By James Blackie .....	17
For Sale and Wanted.....	19
Various machines, tools and accessories.....	19
Various .....	20
Poetry Corner.....	21

Chairman and Treasurer: Adam Blackie [treasurer@hertsandbedswoodturners.co.uk](mailto:treasurer@hertsandbedswoodturners.co.uk)

Club Secretary: Patrick Stileman [secretary@hertsandbedswoodturners.co.uk](mailto:secretary@hertsandbedswoodturners.co.uk)

Newsletter Editor: Allen Kaye [hertsandbedsnewsletter@gmail.com](mailto:hertsandbedsnewsletter@gmail.com)

# Club News

## September Competition

### Beginners



1<sup>st</sup> Paul Simmons

2<sup>nd</sup> Patrick Stileman



3<sup>rd</sup> Colin Newman



**Advanced**



1<sup>st</sup> Peter Kemp



2<sup>nd</sup> Peter Hoare

3<sup>rd</sup> James Blackie





Open



1<sup>st</sup> Chris Bentley



2<sup>nd</sup> = Grahame Tomkins



2<sup>nd</sup> = James Blackie



3<sup>rd</sup> Tony Taylor

## Meetings Calendar

### 2025

October	14 <sup>th</sup>	Kade Bolger, Canadian.
November	11 <sup>th</sup>	Chris Fisher
December	9 <sup>th</sup>	Club / Fun night
Jan 26	13 <sup>th</sup>	Gary Rance
February	10 <sup>th</sup>	Mike Wood
March	1010	Stuart King
April	14 <sup>th</sup>	AGM+

## Competition Subjects

2025

### Beginners

Oct	Spinning top
Nov	Kitchen Roll holder
Dec	Dice shaker

### Advanced

Pair of goblets
Mug
Winged bowl

## Linked charity

At the AGM a suggestion was made that the club adopts a charity to support. The committee is supportive of this in principle and is now seeking views of the wider membership.

In particular we would like to know if you agree with the principle of having a linked charity, and if so whether you have recommendations for specific charities, and how we could actually support them.

If you have any thoughts or suggestions, please email these to me:

[secretary@hertsandbedswoodturners.co.uk](mailto:secretary@hertsandbedswoodturners.co.uk)

We shall discuss this further at the next committee meeting.

Many thanks  
Patrick Stileman

# Keith Harrup - In memory of a fellow turner, loyal member and friend

We regret to announce the sad news that Keith Harrup died on 28th August.


He was our longest serving member, and since joining our club in 1994 he was a regular, almost never missing a meeting.

Keith was always ready to lend a hand, generously offering his time and skills whenever help was needed.

His quiet dedication and steady support enriched our club and encouraged many of us.

He was also a constant presence and support at the Harpenden and Frogmore Craft Fairs, where his cheerful character shone through, especially evident in his passion for pens and bobbins.

He will be deeply missed by all who knew him, but his legacy will live on in the club he supported and in the turners that he inspired.



Keith's funeral was held on 26<sup>th</sup> September and was attended by several club members.

Adam Blackie

September 2025

# Appeal for Donations: AV Upgrade

Dear Members,

**This is an appeal for your support.**

The Committee want to provide the best experience for our members and visitors. One of our current goals is to upgrade our Audio-Visual (AV) equipment. This upgrade is essential for enhancing our demonstrations, especially now the club has grown.

As many of you know, the Christmas Fundraising event at Apsley Paper Mill has been cancelled this year. This and the (now delayed) AOTC at Harpenden have been crucial in raising funds for our activities and meetings.

Without the funds from our usual fundraising events, we are now in a challenging position with this project, so we are asking for donations to help us achieve this upgrade. Every contribution, no matter how small, will make a significant difference and bring us closer to our goal.

## **How to Donate:**

1. Online Donation: Visit our Just Giving page at <https://www.justgiving.com/crowdfunding/herts-and-beds-woodturners> and follow the instructions to make a secure online donation.

2. Bank Transfer: You can transfer your donation directly to our bank account:

Herts & Beds Woodturners

Bank - Lloyds

Sort - 30-92-77

Account - 01458241

Reference – Your Initial and Surname +AV

3. Cash Please drop a little extra into the welcome table collection at the start of any meeting. Your support has always been the backbone of our club, and we are incredibly grateful for any assistance you can provide for this project.

Thank you for your continued support and generosity.

On behalf of the Committee,

Adam Blackie

Chairman

Herts and Beds Woodturners



# TOOL LENDING LIBRARY UPDATE

This is a reminder that we have a popular lending library of the more esoteric or expensive tools that turners use infrequently. It's available to any club member free of charge.

For those new to the club the tool lending Library can be accessed via a link at the bottom of the Membership page on our website - <https://hertsandbedswoodturners.co.uk/membership>

The value to the club is that:

- Club members can try out new tools before committing to an expensive purchase
- Club members can borrow a tool for a specific job

Here is a list of the items currently available.

1. Micro-drill detailer kit - inc 15 assorted cutters
2. Robert Sorby ProEdge Sharpening System
3. Lion Art Deep Hollowing Tool
4. Crown Spiralling Tool + Knurling Tool
5. Hamlet Brother System 2 Deep Hollowing system.
6. 3/8 Captive Ring Cutter
7. Bowl Coring System.
8. Axminster AWSL Benchtop Lathe
9. Carving jig.
10. Pyrography Machine
11. Pen and Keyring Turning Kit and Bottle Opener Mandrel
12. Long Hole Boring Kit
13. Sphere Jig
14. 16 TPI Male and Female thread chasing tool.
15. Fluting jig with index system.
16. Threading Jig.

Once the loan is completed, we ask that you share a little about your experience of the tools with the club. E.g. Show and tell what you made or an article for the monthly newsletter. There are couple of examples of feedback from members in this newsletter.

Finally, if you have suggestions for other tools for the library please get in touch.

Tool Library Contact

Adam Blackie

07941 270640 [treasurer@hertsandbedswoodturners.co.uk](mailto:treasurer@hertsandbedswoodturners.co.uk)

## Herts and Beds GROUP VISIT to Wizardry in Wood

**Plasterers' Hall, London EC2. Wednesday, 29th October 2025. 11.00am arrival**


We are delighted to be organising a group visit on Wednesday, 29th October to the prestigious Wizardry in Wood Exhibition organised bi-annually by the Worshipful Company of Turners

<https://turnersco.com/wiw/>

Held in the beautiful and interesting surroundings of Plasterers' Hall in the City of London we will meet at

11.00am in time to view the exhibition before heading for lunch (optional) at a nearby venue at around 2.00pm

<https://www.plasterershall.com/>



### Costs

Entry ticket of £12 will be booked by the club in advance.

Lunch (optional, excluding drinks) will be around £35 per head.

Payment will be required by 30th September 2025.

### Registration

If you would like to come, please let me know as soon as possible and I will add you to the list. Harvey Alison, James Blackie, Keith Goddard, David Ireson and Phil Walters have already registered their interest. Please join us for what will be a great event.

### Attention: Members who wish to enter the Wizardry in Wood Competition!

So many of you are more than qualified to submit outstanding work to the Wizardry in Wood competition and it would be great kudos for the club to be represented. If you are considering entering, then do let me know and the club will endeavour to assist with the entry process if required.

Follow this link for more details: <https://turnersco.com/turning-competitions-2025/>

Adam Blackie

July 2025

# Training update - Dave Washer

Earlier this year I had a request from four members to arrange a day with Gary Rance to provide some further training to produce a threaded lidded box. The date has now been arranged for early November with the 4 members using the club's excellent training discount.

I'll provide some images and a short report for the Newsletter once the training has been completed.

So, if you are a member new or old and would like some training on a specific type of turning or use of a specific tool or attachment then please get in touch and I'll endeavour to arrange some training for you with a suitable trainer, (certain criteria apply for some training, for example numbers and specific dates)

Anything else training wise please do get in touch,

I can be contacted on my Mobile 07546 612450 or through the club  
email: [training@hertsandbedswoodturning.co.uk](mailto:training@hertsandbedswoodturning.co.uk)

## Project

### Four legged stool – Paul Boyes



I entered the stool that I brought along to this month's club night into the Flamstead village show. I've not won anything before but perseverance paid off and I now have this little cup for a year

If any of you members had entered I wouldn't have stood a chance - but luckily for me you didn't!!

Paul

# Carbide Cutters for Woodturners – Allen Kaye

What follows are summaries and comments taken from some of the slides presented at the club night. If anyone wants a copy of the whole presentation which includes short videos of the carbide tools in action please contact me. On the video you can see the nature of 'shavings' produced by each tool which show clearly the scraping action rather than a cutting one. This major disadvantage I tried to show can be overcome by just a tad more sanding but with all that comes with, in terms of dust. Examples of turned wood of different types were passed around the room. Naturally the better results were obtained with harder wood.

There are no carbide cutters in our library but if anyone wanted to borrow one for a short time to try it out let me know.

At the beginning I gave a somewhat 'tongue in cheek' trigger warning which I hoped set the scene for what I know to be quite a contentious proposition – ie there is a place for carbide cutters in our workshops. To start with I captured a few comments from online forums that demonstrate the divide between the dramatically different opinions that are heard in woodturning circles today:

- "Carbide tools are an evil crutch"
- "Carbide tools are my first choice for hollowing"
- "I have these and use 'em a good bit . . . love 'em!"
- .."don't take this the wrong way but the only dumb thing you have done is buy a carbide tool in the first place"
- "With pens, that sanding is going to be there anyway, IMO, so it doesn't matter"
- "I use carbide tools for working with epoxy resins"
- "I had small sea shells encased in resin. Because the shells are so hard, I kind of need to use the carbide"
- "You can't ride the bevel like a "real" turning tool"
- "Every day is a School day"

## Overview of carbide tools

- Carbide woodturning tools are woodworking tools with cutting edges made from carbide, a composite ceramic material known for its hardness and durability.
- Carbide wood lathe tools come in various types, such as rougher, finisher, and detailer.
- These tools feature replaceable carbide inserts or tips
- Carbide tips are tough and wear-resistant, allowing them to maintain a sharp edge for much longer compared to traditional tools.

## Positive aspects

- Very user-friendly for beginners
- Carbide cutting tips are tough and wear-resistant, often lasting 10-20 times longer than HSS traditional tools.
- Tips are replaceable – but can be re-sharpened


- Provides a consistent cut over time
- Although generally more expensive upfront (??), their extended edge life can make them more cost-effective in the long run.
- No investment needed or skills to be developed with expensive sharpening systems

#### Negative aspects

- Carbide cutters are scrapers, and they can tear out wood fibres.
- They generally leave a rougher surface that takes more sanding to get smooth.
- They are much less versatile than traditional tools.
- They offer less finesse and control compared to traditional tools for detailed work.
- No bevel to rub..
- Issues around shared use in open workshops
- Higher initial cost (??) and also cost for replacement tips.

#### Types of cutters

- Square section – useful for outside of bowls
- Square with slight radius to reduce possibility of catches
- Round cutter – inside of bowls or open coves
- Detailing tool – detail lines or accents
- Negative rake available



#### In summary

- Carbide woodturning tools are popular because they provide instant and safe access to turning for those who don't understand how to use traditional gouges.
- These tools are suited for removing large amounts of material quickly or for production-oriented woodturning projects.
- They are also ideal for turning **hardwoods**, **dense woods**, or **abrasive woods** that would quickly dull steel tools.
- Traditional woodturning tools, on the other hand, are ideal for detailed and intricate turning tasks, such as **turning thin-walled vessels, intricate patterns, and delicate shapes**.

Links to find replacement cutters – use search term below:

***Amazon QTACIE Wood Turning Chisels carbide***

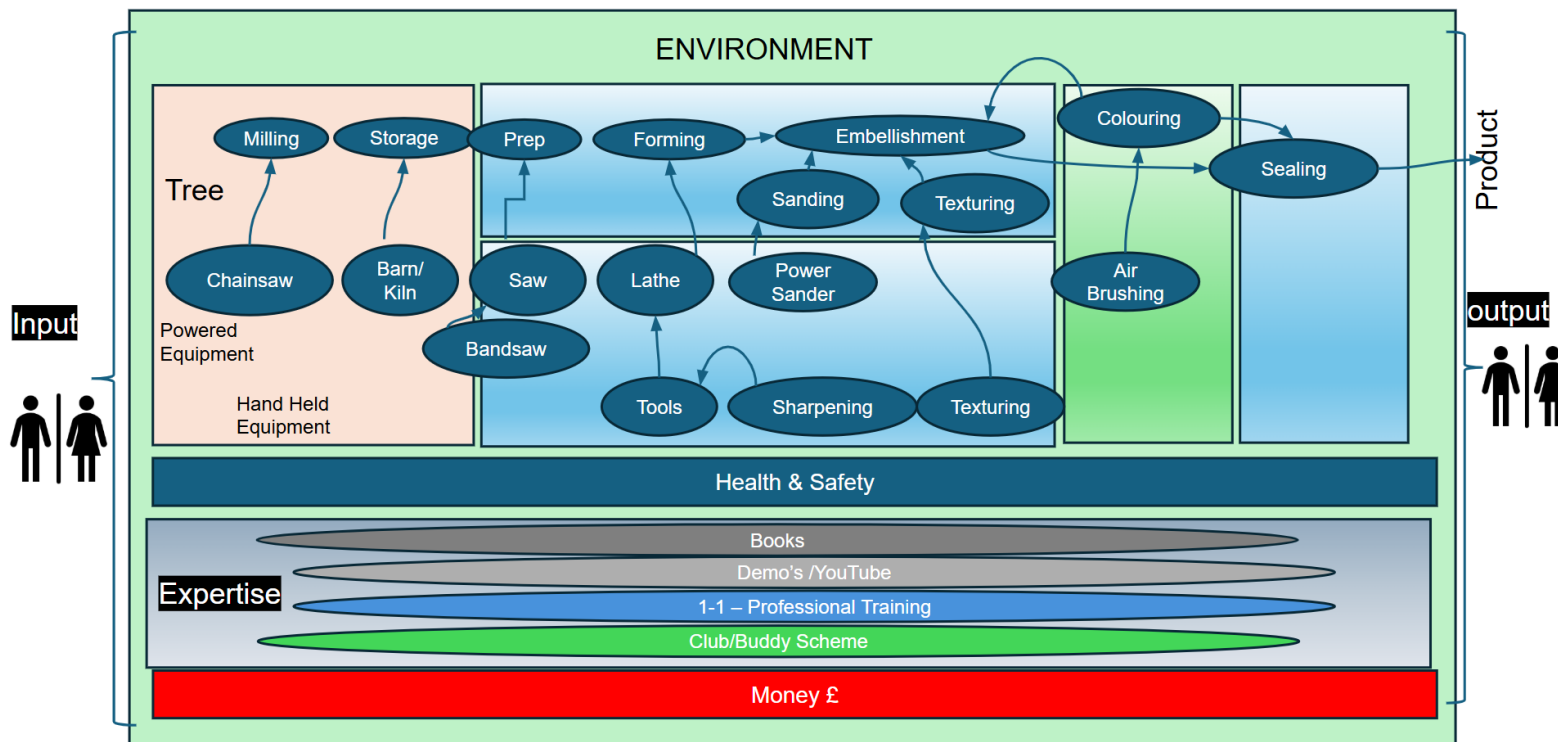
There are others available.



# System Thinking (SyS) in Wood Turning – Steve Hart

To follow up my presentation at the September club meeting it would help to explain my application of the technique and its use for the club and our members.

Referring to the Woodturning System diagram below, the diagram can be used as a map (or template) to identify what can be considered for any stage or aspect of the woodturning process. For example; each stage, from Milling to Product can be considered from the aspects of Health & Safety, Expertise , Money or any other aspect you can think of.



It's a basic map to illustrate the scope of what woodturning is and how individual members or the club can be (or are) involved in, or what it offers. What the member is interested in will determine the scope of their activities (e.g. milling or airbrushing may not be of interest).

## Use for the Club

There are multiple reasons why you have joined the club and the committee needs to understand why so that we can identify and meet your interests. I believe that a main reason is to build your knowledge and expertise. Whilst the club can build the forum (e.g. a meeting place / facilities) for the exchange of information we can't dictate scope or detail of the subjects. So, the purpose of using the Sy Thinking demonstration was to put a map on view and ask the audience (each member) to think about woodturning and what their involvement and scope of interest is? This was to establish an open forum for to the audience to express and share their views, raise gaps, issues and problems they are facing and for the audience to respond.

## The audience/members were advised they would have to do the thinking!

An addition benefit would be improving social interaction by facilitate introducing members to one another and sharing their interest and experience.

Many members are not sure where they want to go in their wood turning career.

Identifying gaps (subjects) in the process for future demonstrations or presentations was another objective and to date three members have come forward with subjects to cover. Please contact me or a committee member if you have a suggestion.

### Use for Members

Using the article on purchasing or using Carbide Cutters (in this Woodbits Newsletter) to illustrate the application of Sys Thinking . First look at where you are in the illustration, then use an aspect identify what you could consider (I am sure you can identify additional aspects/considerations).

Stage/Tool	Aspect	Consider
<b>Forming /Tool Carbide Cutter</b>	Tool Manufacture	Carbide v High Speed Steel – metallurgy, composite ceramic, hardness and durability.
	Money	Cost effective - more expensive than HSS , Often lasting 1- 20 times longer than HSS, Cost Reduction – buy or make insert bar and make your own
	Health & Safety	Dust
	Expertise	Use - beginners /user friendly because they provide instant and safe access to turning for those who don't understand how to use traditional gouges.
	Application -	Wood(hardwood/Softwood), Combinations of materials eg sea shells in resin
	Forming/Shaping	Types of cutter - Square, Square with slight radius, Round Hollowing (end grain) Detailing or Negative Rake
	Sharpening	Diamond Stone, beginners may be intimidated by the need to sharpen traditional tools.
	Use	These tools are suited for removing large amounts of material quickly or for production-oriented woodturning projects.  Tool rest position, tool presentation, rotating cutter  Shavings

Once you have the idea, now apply your thinking to any other piece of equipment you are thinking of purchasing or using. Bandsaws or Lathes would be good ones.

Please contact me if you have any questions or comments – be nice.

A copy of the club night presentation can be sent out just drop me a mail.

Steve Hart (Membership Secretary)

0750 8004511 sahart@btinternet.com

# Using of the club's pen mandrel – Patrick Stileman

Until recently I had not made pens and had very little idea about what was involved. I had presumed this to be something requiring an advanced level of skill, so put it to the back of my mind as an activity for the future.

I then saw Adam demonstrate making a pen and realized that this is in fact very 'doable', and quite straightforward with the right equipment. So, I borrowed the club's pen-making mandrel set, and gave myself the task of making a pen to give to a friend for his 65th birthday celebration that I was going to.

The set includes two mandrels (1MT and 2MT depending on the lathe being used), an end-trimmer and a couple of pen kits. It also includes a sheet of paper describing the process, and this gives the URL to a very useful YouTube video which shows the process step-by-step.

I made a couple of pens, with the first attempt being the best and the one that I gave to my friend (which he loved). The actual turning element is straightforward, and I found it good practice for me in shaping cylinders using a skew chisel. Having established how to compile the component parts (I used a bench vice as a makeshift press) it was apparent that the whole process is relatively easy. I have now ordered my own pen mandrel set, and in my mind have this year's Christmas gifts sorted! I highly recommend to any member who hasn't made a pen that they borrow the club set and have a go.

The club has a comprehensive set of equipment that members can borrow, and details of this are found in this newsletter and at the end of the Membership page of the club's website.

Patrick



## Report - Art on the Common - By James Blackie

The Art on the Common in Harpenden was postponed from June to the 30th and 31st August due to expected poor weather despite the long hot Spring and summer that we all experienced this year. Even when rescheduled it was curtailed to Saturday only as high winds were also being forecast.



Despite all these shenanigans Adam, Peter and Adrian had a very successful day. As Adam stated at our meeting this month all the club leaflets were taken by visitors throughout the day showing a great interest for our club and what it has to offer.





The event raised £650 for the club which is a huge achievement considering it was for just one day.

I attended the event for the first time during the start of the morning and managed to make our first sale of the day with a bottle opener, which I myself had turned and donated to the sales table. I've never sold any of my turnings before so was I chuffed? Yes indeed.

It is donations made by you all during the year that help make this event so successful and I encourage you all to participate and if possible visit at next year's Art on the Common

James



# For Sale and Wanted

## Various machines, tools and accessories

Following on from last month – Justin explained that only two of the larger items have been sold so far and they are posting on other open sites. Also, some of the ‘table top’ items were sold at the club and he has updated the list on their google site – link below

[Michael's woodturning paraphernalia - Google Photos](#)

To date, they have raised £594 for Prostate Cancer UK and £200 to H&B Woodturners, which they feel Michael would be happy about.

- ~~1. Tormek 2000 grinding wheel; Tormek accessories - £150~~
2. Dewalt DW60 dust extractor - £75
3. BVC TH4 dust extractor - £75
4. Hegner multicut-2s scroll saw; stand - £50
5. Myford wood lathe and base; various chucks/accessories - £200
- ~~6. Milford 10" double ended grinder (floor standing) - £50~~
7. Startrite 352 bandsaw (floor standing) with spare blades - £200
8. Ajax pillar drill B-16L - £50
9. Sealey pillar drill GDM200A/12F (new/boxed) - £250
10. Powerline 2 speed bandsaw mk2 with spare blade - £50
11. DeWalt Power Shop DW125 radial arm saw - £200
12. Emco MH26 Planer / Thicknesser - £150
13. Myford wood lathe in parts (not tested) - £Offers

**If you are interested in any of the items above or those on the google site please contact Mike's son in law as below:**

**Justin Newnam: [justin@newnam.co.uk](mailto:justin@newnam.co.uk) Phone: 07710 752011**

-----ooooooooO0000oooooooo-----


## Various

Chris Squires has a number of items for sale as below. Please contact him for more details.

stanleysquires@yahoo.co.uk 07807 858108



Dovetail jig. Never been used £70 ono



Dovetail jig 2. £30 ono



Trend router 1/4inch  
– never been used



Bosch router table  
and Ryobi router -  
£100 ono

-----000000000000000000000000-----

# Poetry Corner

## WATERY REFLECTIONS

Now fishing is my favourite book  
As pastime of the year  
With snaking line and barbless hook  
Which my fishy prey won't fear  
Be it pike or perch or chub or Rudd  
Sometimes golden tench  
Leaving them behind is such a bind  
Always such a wrench  
The waiting game of patience  
Knowing when to strike  
A wild brown trout or rainbow pout  
Or just the wiley pike  
The thrill of the chase at the opponents pace  
Is ever being sought  
But landed at last leaves me aghast  
Ends a battle so well fought  
Be it off the bank or from the boat  
Gives really equal pleasure  
A day in nature, to make me gloat  
A priceless day of leisure

martin sexton. Oct 2022