



# WOODBITS NEWSLETTER Issue 226 March 2025

## SHAVINGS FROM THE CHAIRMAN

Our next meeting will be the AGM. You should have already received the papers from our new Secretary – Patrick Stileman. We will be appointing / confirming members of the committee and handing out competition prizes. We will also announce progress with the Audio Visual refresh.

After these short formalities there will be a demonstration of copy turning by our own Chris Bentley. Committee vacancies are as follows. Please let us know if you can help.

**EVENTS DIARIST-** In 2025 we will continue to make links with other organisations outside the club. We have created opportunities to interact with Schools, Scouts, Craft Fairs, The Turners Livery Company, Mens Sheds and Middlesex Hospital Spinal Injuries Rehabilitation unit. All these activities help to spread the word, recruit new members and generally promote the art of Woodturning. We need a volunteer to keep track and publish a regular diary of the events.

**DEMONSTRATOR ORGANISER** - To arrange the demonstrators for the club nights. This is becoming urgent.

### TRAINING HIGHLIGHTS

- Gary Rance recently ran day for four of our members at his workshop, see review inside. – more can be arranged.
- Places are available on a training day at Aylesbury on 19th July.
- Want to learn to train others? AWGB Tutor Assessments are now booked at Aylesbury on 24th May. – Three places are available.

Dave Washer is co-ordinating training for the club. his email is: [Training@hertsandbedswoodturners.co.uk](mailto:Training@hertsandbedswoodturners.co.uk)

See you on the 8<sup>th</sup> Adam Blackie

Chairman

# CONTENTS

SHAVINGS FROM THE CHAIRMAN .....	1
Club News .....	3
March Competition .....	3
Competition Subjects.....	8
Introducing– Patrick Stileman.....	8
New Lathe at Aylesbury .....	9
Raffle purchase Diary for 2025-2026 .....	10
Letchworth Man Shed (LMS) – reflections by Steve Hart.....	11
Training Update .....	12
Spotlight on the work of Graham Lester .....	13
Demonstration -by Stuart Furini. Review by Tony Taylor.....	15
‘Salt Shakers’ with Gary Rance – Report by Patrick Stileman.....	17
Woodworks at Daventry .....	18
Mick Hanbury event.....	19
For Sale and Wanted.....	20
For Sale.....	20
Dust Extractor.....	23
Lathe for Sale.....	23
Poetry Corner.....	24
THE ESCAPEE HARRIS HAWK OF FLAMSTEAD.....	24
The Flamstead Hawk – follow up.....	25

Chairman and Treasurer: Adam Blackie [treasurer@hertsandbedswoodturners.co.uk](mailto:treasurer@hertsandbedswoodturners.co.uk)

Club Secretary : Patrick Stileman [secretary@hertsandbedswoodturners.co.uk](mailto:secretary@hertsandbedswoodturners.co.uk)

Newsletter Editor: Allen Kaye [hertsandbedsnewsletter@gmail.com](mailto:hertsandbedsnewsletter@gmail.com)

# Club News

## March Competition

### Beginners



1<sup>st</sup> Patrick Stileman



2<sup>nd</sup> Melvyn Hogg



3<sup>rd</sup> Keith Sutton

**Advanced**



1<sup>st</sup> Peter Kemp



2<sup>nd</sup> James Blackie



3<sup>rd</sup> Peter Hoare

Open

1<sup>st</sup> Philip Francis



2<sup>nd</sup> Tony Taylor



3<sup>rd</sup> Peter Hoare



Professionals  
Choice..



Chairmans Choice..

There was a particularly strong and high quality set of entries for the Beginners this month and members found it hard to differentiate between them.





## Meetings Calendar

### 2025

Apr 8th AGM + Demo by Chris Bentley on copy turning  
May 13th James Burton  
Jun 10th Club Night  
Jul 8th Colin Spencer – Ornamental turning

## Competition Subjects

### 2025

	<b>Beginners</b>	<b>Advanced</b>
Apr	Egg	Pair of egg cups
May	Pair of light pulls	String box
June	Platter	Lidded bowl
July	Tool Handle	Hollow form
Aug	Pair of coasters	Natural edged vase
Sept	An Apple	Box with finial
Oct	Spinning top	Pair of goblets
Nov	Kitchen Roll holder	Mug
Dec	Dice shaker	Winged bowl

## Introducing– Patrick Stileman

I am Patrick Stileman and have recently taken on the role of Club Secretary following a request for help on the committee by Adam.

I have had a life-long interest in trees and wood which was initially inspired by my grandfather who was a forester. When in my early twenties I became a tree surgeon, running a tree surgery business for nine years, and from this moved to tree consultancy in which I have now been running my own practice from Berkhamsted for 22 years.

For many years I have wanted to do wood turning but it was only just over a year ago that I finally got myself set up with a workshop, lathe, and some tools. I am looking forward to improving my skills over the next few years, and have found the Herts and Beds Woodturners to be a great source of help, ideas and inspiration.

I shall be standing for election as Club Secretary for the coming year at the AGM.

Patrick





## New Lathe at Aylesbury

Down primarily to the efforts of member Philip Francis, the training room at the Queens Park Arts Centre recently took delivery of an Axminster Professional lathe - courtesy of the Worshipful Company of Turners of London.

This will prove an excellent addition to his workshop there and all participants of the courses he runs there (including our own training days!) will feel the benefit. Well done Phil..



## Raffle purchase Diary for 2025-2026

I am the raffle coordinator for the forthcoming year and need to fill the diary for the purchase of prizes for the months as stated below.

Following the AGM I need to fill the next years calendar of volunteers

The dates I need to find volunteers for are as below – if you would like to help please email me the particular dates you can cover.

May 13  
June 10  
July 8  
August 12  
September 9  
October 14  
November 11  
December 9  
January 13 -2026  
February 10  
March 10  
April 14

To ensure we get a selection of prizes we ask different members of the membership to the club to buy the raffle prizes. This ensures we have a variation every month.

As a guide we have increased to spend on prizes to £ 80 .00- £100 per month with a maximum number of prizes being normally FIVE.in total although there is some flexibility. Full receipts are required for each spend made

If you need to discuss any of this information with me feel free to do so

Steve Beadle  
Herts and Beds Raffle Coordinator  
Tel 07429326669  
Email ~ Stevebeadle1960@hotmail.co.uk



# Letchworth Man Shed (LMS) – reflections by Steve Hart

The LMS and H&BW clubs have a common purpose which is to share enjoyment; develop individual skills, help provide an inclusive, safe, friendly and welcoming environment. Where we can socialise, communicate, comment and exchange of views at all levels and experience, and encourage us to produce work you are personally proud of.



H&BW is concentrated on the craft of woodturning as an activity our members have chosen for reasons only they know. A potential member of the LMS may initially join them because they need a purpose, they will have no idea what activities they want to do. Our collaboration in the woodturning workshop gives them the opportunity to sample the activity of woodturning at Standalone Farm (SF) in that environment.

The LMS has now established a regular workshop day solely for woodturning. H&BW have been providing advice and guidance on workshop layout, health & safety and equipment use. For example, all lathe users must have passed a lathe risk assessment before they are allowed to use the equipment unsupervised. Our focus is on safety – the making process, not what they make.

Think back. When you start turning and you built your own workshop, you had the options to work in isolation or join a club. I am sure most would agree the layout wasn't quite right, you bought tools you used once and had not (and still may not have) any idea what to make. By getting involved members have the opportunity to develop the LMS workshop, understand what they want to do, and play in a safe environment and have a good chat.

The LMS is a turning primary school – **it's** for taking in beginners, we will advise them of the dangers and provide a supervised environment initially. Once ready we let them make what they want. But, there is a group Health & Safety ethos in the shed, it's a public place. Everybody is encouraged to look out for each other, and challenge, question or suggest alternatives, whilst individuals are still personally responsible.



The LMS is a charity it has a right to occupy the premises and pays rent in kind (does projects for the community and farm, dependent on the LMS capabilities). Woodturning members are beginning to contribute by the LMS selling items in the shop, we haven't been asked to do any project yet, but it will be interesting when it comes.

Woodturning is unique in the shed – it is one activity that potentially uses all the machines. Grinders, Sorby, Bandsaw, Lathe, Table saw and Pillar Drill. We have advised in the lathes safe use the others are yet to be determined.

In conclusion, collaborating with the LMS has been very rewarding. We have taken new beginner H&BW and LMS members through these stages, and now understand how to do it repeatedly. Its given us all a purpose, a great place to meet – and now its summer. Maybe a BBQ in the LMS garden on a Thursday lunch time?

Regards  
Steve

## Training Update

You may recall from the February Newsletter that we have two dates set for the Queens Park Arts Centre in Aylesbury, 24th May & 19th July 2025.

The 24<sup>th</sup> May is taken with an AWGB Tutor Assessments course, So if you would like to advance your teaching skills, please do contact me I will put your name on the list. A short on-line course before the assessment is required and more can be viewed by following this link <https://www.awgb.co.uk/instructor-training/>

Following requests from several Members I have been asked to arrange a lidded box thread chasing day with Gary Rance, this involves turning a lidded box and using a thread chaser adding a thread to the lid and box, the cost of this day long course is approximately £100.00. If this is something you would like to do please get in touch with me and I'll put your name on the list and let you know the dates once they have been agreed.

**The club can also offer a discount on all group training delivered by a registered professional turner. This is limited to 50% of the total group cost or a maximum of £70 per person. I can provide further details if you are interested in this option.**

Look forward to hearing from you. contact me via email

E-mail [Training@hertsandbedswoodturners.co.uk](mailto:Training@hertsandbedswoodturners.co.uk)

or

Mobile No. 07546 612450

Dave Washer  
Training co-ordinator



# Spotlight on the work of Graham Lester

You may remember a demonstration by one of our members a few years ago when he introduced us to bowl turning with layers of paper. He also works as a carver and wood turner. Some of his work will be on show at a week-long exhibition in Swanbourne – see below - but I am also with his agreement showing some of the pieces here and on the next page.

## Spring Pop-Up at The Farmhouse

Sat 29th March  
- Sun 6th April  
2025



AN EXHIBITION OF DESIGNER ARTS  
AND CRAFTS BY MEMBERS OF  
THE BUCKINGHAMSHIRE CRAFT GUILD

FREE ENTRY  
MEET THE MAKERS  
DEMONSTRATIONS  
ALL WORKS FOR SALE


OPEN 10AM TO 4PM  
CLOSED MONDAY & TUESDAY  
NO APPOINTMENT NEEDED

Hosted by Obsidian Art  
Brises Farmhouse  
41 Nearton End  
Swanbourne  
Bucks, MK17 0SL



scan here  
for more  
information  
& online shop

[www.buckinghamshirecraftguild.co.uk](http://www.buckinghamshirecraftguild.co.uk)





These images are taken from Graham's website

<https://www.grahamlester.co.uk/>

Graham works with a wide variety of materials including Corian, paper, acrylic, wood, plywood and stone.





# Demonstration -by Stuart Furini. Review by Tony Taylor

Stuart's demonstration was entirely devoted to showing a wide variety of ways of decorating a platter, a noted speciality of his, well- known from his excellent Youtube presentations.

He chose a tight-grained light wood, namely a dry 8 x 2 inch round Beech blank. This was mounted on a screw chuck and the face flattened using a bowl gouge and conventional pull-cut and sanded to 240 grit. Since this was purely a demonstration of a number of decorating techniques, no attempt was made to do the usual work on the underside.



Stuart pointed out that you can make any number of practice runs on the blank, just cutting back each time.



The first approach was using masking tape and the air brush to produce a 3D effect. As each tape was applied, a shadowing effect was achieved by spraying along one edge. The tapes were removed one at a time, spraying each strip with another colour. The sprays were spirit stains, which dry rapidly. Stuart had constructed a box which surrounded the work and had its own small extractor to carry away the fumes. He also recommended the use of a mask with organic vapour filter.



Next, work started with a disc previously prepared with two coats of ebonising lacquer. Chestnut yellow iridescent paint was applied with folded paper towel, first by dabbing with a flat pad, second with the edge of a folded piece and finally with the end of a roll. Another effect was obtained with acrylic paint, which was applied either as a ring near the centre or as blobs.

The work was then spun at quite high speed – of course with the protective box in place! When we were beginning to think that nothing more could be added, we were surprised by the dramatic effect of adding some thick red paint and spinning again. The possibilities are endless.



For the final part of his demo Stuart used the long-necked mini Proxxon grinder with a carbide cutter. It was presented at an angle of 30 to 45 degrees with the work running at 400 rpm. It was then cleaned with a nylon brush and ebonised. On top of this he added blue and white stripes.

The demonstration moved at a great pace, with all Stuart's usual good humour and enthusiasm. Although not many of us may have the knack of achieving such remarkable effects, I am sure some will be tempted to have a go.



# ‘Salt Shakers’ with Gary Rance – Report by Patrick Stileman

In the January meeting this year Gary Rance, professional wood turner and club member, gave a demonstration to the club. During this, Gary demonstrated how he makes his ingenious bell-shaped salt shaker with a reversed internal chamber to control the flow of salt. At the end of the presentation, he said that he would be happy to run a workshop at his home to show others how to make one.

Four members (including myself) signed up for this and on 21st March we went to Gary’s home and workshop in Wendover. Being relatively new to woodturning, and having seen the complexity of the turning required to make a bell shaker, I did not have high expectations and viewed the day as a great training opportunity to learn and improve techniques, regardless of the physical outcome.

Gary demonstrated the process one stage at a time, and at the end of each stage he oversaw each of us doing the same thing. The bell requires precision measuring and careful turning, which included the tricky process of adding a thread to the handle so that it screws into the bell. The process of threading was new to all of us, and this was a great learning experience.

Gary threatened that if the threading process doesn’t work, there is always a super-glue option - happily however the four of us made handles that screw perfectly into the bells that we had made, and we all created respectable and fully functioning bell shakers by the end of the day.


Gary is clearly a superb turner with several decades of experience, but the end result that each of us created is a testament to his skills as a tutor as well. The five of us had a really fun day with a lot of laughs, and I highly recommend Gary as a trainer.

Patrick



# Woodworks at Daventry

**FREE  
PARKING**



**FREE  
ENTRY**



## **WOODWORKS @ DAVENTRY**

**Friday 9th - Saturday 10th May 2025**

**10am - 4pm**

**Daventry Leisure Centre, NN11 4FP**

### **PROFESSIONAL TURNERS**

**STEVE  
HEELEY**

**SIMON  
HOPE**

**EMMA  
COOK**

**MICK  
HANBURY**

**ROB  
TILL**

**CHRIS  
PARKER**

**11 Woodturning Clubs with display stands**

**Trade Stands**

**Raffle 1st prize**

**Axminster AW305WL variable speed lathe**

**Refreshments supplied by Towns Womens Guild**



## Mick Hanbury event

Come and watch

# MICK HANBURY

Demonstrating in person  
at East Herts Woodturning Club on  
Sunday 25 May 2025 10 till 4  
at Sawbridgeworth, Herts, England

Cost £25 to include sandwiches, tea, coffee and biscuits

Spaces are limited and will be allocated on a first come basis

For more information and ticket purchases contact  
[glynn.goodwin@gmail.com](mailto:glynn.goodwin@gmail.com)

# For Sale and Wanted

## For Sale

### Table Saw - Free

Mike Pearson has an old table saw that is not needed. He offers it free to anyone who can make use of it. If you are interested please contact him on [mikepearson1@btinternet.com](mailto:mikepearson1@btinternet.com)



### Various items

**Tony Bilsdon** has a number of items left for sale as below.

If you are interested please contact him on 01442 300677 for further details.

**Bench Grinder**, mounted on moveable stand, fitted with a Wolverine Woodturning Jig.

Suggested sale price £50





**Lathe:-** Record Power NOVA 1624-44. 8-Speed via pulleys, Outrigger for oversize bowls etc No longer marketed by Record, now being sold direct as NOVA.

8-Speed, via pulleys, 178, 300, 570, 850, 1200, 1800, 2400 and 3000rpm. 1.5HP motor. 2MT. New Spare Motor, plus a lot of odds and sods I have available then looking for about £600-£650.



**Bandsaw** - Record Power BS300, Mounted on wheeled stand


Extras include:-

Record Power DVD - Bandsaw Master Class – The Basics with Alan Holtham – approx. 55mins. Homemade Jig for cutting circular blanks

Suggested selling price £300



**Also – Tony has some small hand tools, wood and other woodturning items. These will be for sale at the next club meeting.**





## Dust Extractor

Philip Francis has a beefy looking Mardon extractor for sale.  
Cost £40 buyer collect from the Queens Park Arts Centre Aylesbury.

Contact Phil as below:

[philipfrancis51@yahoo.com](mailto:philipfrancis51@yahoo.com)



## Lathe for Sale

David Brooks has a Myford Mystro lathe in his garage which he would like to sell If any members are interested. It's in very good working condition - photo below. He is looking for £400

David lives in Mountsorrel Leicestershire [brooksie46664@gmail.com](mailto:brooksie46664@gmail.com)



# Poetry Corner

## THE ESCAPEE HARRIS HAWK OF FLAMSTEAD

MY NAME's Michael..... no it's not it's Hawkey Harris  
My current antics are meant to embarrass  
Catch me if you can, I'm having a ball  
My flight path of freedom was never so tall  
I'm out in the free in this lifetime's spree  
Pouncing on people, I'm so unexpected  
My normal restrictions now completely rejected  
What fun to soar without human limit  
It's unforgettable, unbeatable, quite lifts my spirit  
Catching the thermals, alighting in tall trees  
Just at the moments I need some ease  
I suppose it will sometime come to an end  
My Jesses my giveaway, I cannot pretend  
My escape has been noticed, I'll be brought to book  
Meantime I'm akin to a flying free rook

Martin Sexton. Flamstead. Tuesday 11th March 2025

[Hawk attacks 'at least a dozen people' in Flamstead - BBC News](#)



## The Flamstead Hawk – follow up

At the same time that our resident poet Martin was penning this month's poem; Paul Boyes, one of our members was getting acquainted with the bird at quite close quarters! Paul has now been courted by a number of news outlets including local press and the Guardian for his story and photos. Furthermore he was interviewed by the BBC on National news [Today - 13/03/2025 - BBC Sounds](#) – start listening from 1:26.30 in.



*Paul pointing out the Hawk suitably pictured outside the Three Blackbirds pub*



*That is real blood..*



*Now donning suitable protection from Hawkeye Harris!*

*Photos taken from the Guardian newspaper and Facebook*