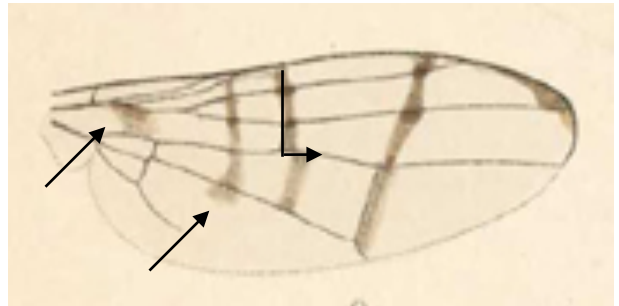


A Key to Neotropical species of *Rivellia* (Diptera, Platystomatidae)


- 1. Basal, radial median transverse and discal median transverse brown bands each terminate independently **2**
- Some or all of the brown bands converge and join..... **5**

- 2. Base of wing with limited small brown spot at base of *br*; basal brown transverse band expanding at apex in *m*₄; radial median transverse brown band displaced in *dm*;
 ***R. oculata* van der Wulp, 1898**
 Mexico, Guatemala, Costa Rica
 USA: Arizona



- Basal brown transverse band originates in wing base..... **3**

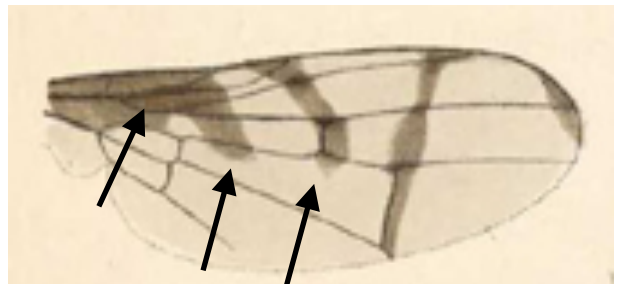
- 3. Basal brown transverse band curving posteriorly at apex; radial median transverse and discal median transverse brown bands and apical marginal band narrower than length of *r-m*;
 ***R. curvata* Hendel, 1914**
 Peru



1 pprn & 1 dc macroseta present; thorax brown; fore-femur yellowish; abdomen black, surface appearance of abdominal tergites smooth, but dull.

- Basal brown transverse band continuing straight, not curving posteriorly; radial median transverse and discal median transverse brown bands and apical marginal band nearly as wide as length of *r-m* **4**

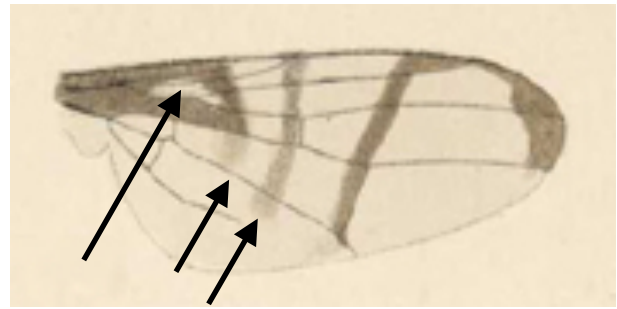
- 4. Basal and radial median transverse brown bands terminate at *M*₁; wing membrane around node of *RS* entirely brown
 ***R. micans* Loew, 1873**
 Mexico
 USA: Montana and South Dakota south to California and Texas
- ***R. ligata* (Say, 1830)**
 Mexico



1 pprn & 1 dc macroseta present; thorax & abdomen with a distinctive black-green metallic lustre; fore-femur yellowish; abdominal surface appearance of abdominal tergites shining, but rugose. There is nothing in Say's description to distinguish *R. ligata* from *R. micans*, other than describing the former as being 'plumbeous' and 'coppery' potentially suggesting that the thorax may have purple rather than green lustre. Hence the two species exit the key here together - this is not to imply that they are considered synonyms and no type specimens have been examined in the construction of this key.

- Basal and radial median transverse brown bands terminate at or a little beyond M_4 ; basal brown band fading in dm , radial median transverse brown band faded throughout; wing membrane around node of RS hyaline.....

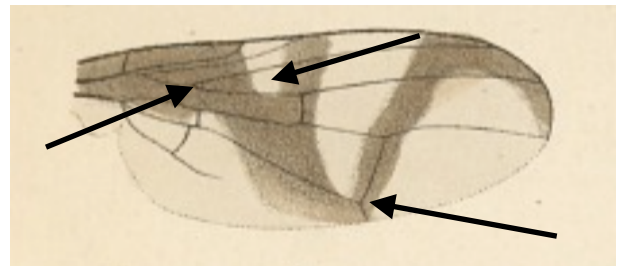
..**R. longicornis van der Wulp, 1898**
Mexico



- 5. All three brown transverse bands join together 6
- Only two bands join together 7

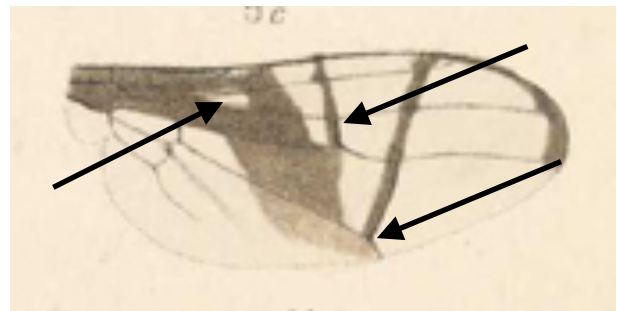
- 6. Basal, radial median transverse brown bands join broadly over br (hyaline wedge between them extending to M_1) and the third band joins at apex of M_4 ; wing membrane surrounding RS node brown

..... **R. wulpiana Hendel, 1914**
Mexico, Costa Rica



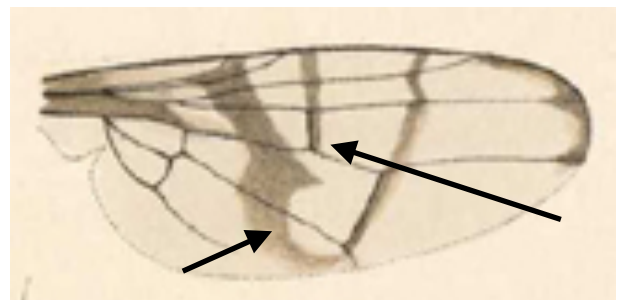
- Basal and radial median brown transverse bands join over $r-m$; discal median brown transverse band joins at apex of M_4 ; radial median and discal median brown transverse band narrower than length of $r-m$; wing membrane surrounding RS node hyaline.....

..... **R. pilosa van der Wulp, 1898**
Mexico, El Salvador, Costa Rica



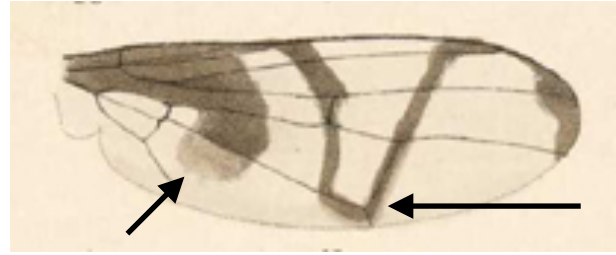
- 7. Radial median transverse band terminates independently; basal band makes an noticeable loop before joining discal median brown transverse band; radial median band terminates independently; radial median and discal median brown transverse bands are narrower than length of $r-m$; wing membrane surrounding RS node hyaline.....

...**R. submetallica van der Wulp, 1898**
Mexico



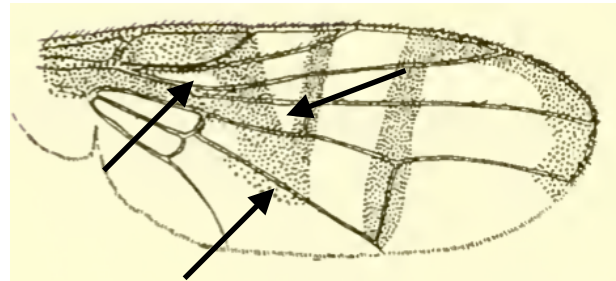
- Radial median transverse band joins one or other of the basal or discal median transverse band (but not both)..... 8

8. Radial median and discal median brown transverse bands join together along apex of M_4 , both are narrower than length of $r-m$; basal band doubly as broad as length of $r-m$, terminating independently of radial median and discal median brown transverse bands after crossing M_4 into m_4 where it fades
 ***R. flexuosa* van der Wulp, 1898**
 Mexico



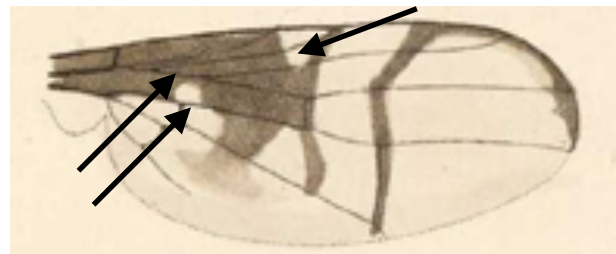
- Basal and radial median brown transverse bands join together, but discal median band terminates independently..... 9

9. Basal and radial median transverse brown bands join midway over dm ; hyaline wedge between them extending to M_1 ; base of r_1 immediately anterior to RS node hyaline
 ***R. tersa* Namba, 1956**
 Mexico
 USA: Arizona, New Mexico



1 pprn & 1 dc macroseta present; thorax orange-brown; fore-femur yellowish; abdomen brown to dark brown, surface appearance of abdominal tergites shining, but rugose.

- Basal and radial median transverse brown bands join broadly over br ; hyaline wedge between them extending to R_{2+3} ; wing membrane surrounding RS node brown and a hyaline spot midway along br ; radial median and discal median brown transverse bands narrower than length of $r-m$
 ***R. connecta* van der Wulp, 1898**
 Mexico



References

Hendel, F. 1914a. Diptera Fam. Muscaridae Subfam. Platystominae. *Genera Insectorum* **157**: 1 - 179. [precedence over Hendel, 1914b according to date: see McAlpine, D.K., 1994: 118 - 119].
 Hendel, F., 1914b. Die Arten der Platystominien. -- *Abhandlungen der Kaiserlich-Königlichen Zoologisch-Botanischen Gesellschaft in Wien* 8(1): 1-409.
 Namba, R. 1956. A Revision of the Flies of the Genus *Rivellia* (Otitidae, Diptera) of America North of Mexico. *Proceedings of the United States National Museum* **106** (3363): 21 - 84.
 van der Wulp, F.M. 1898. In: Godman, F. D. and Salvin, O. (eds.) *Biologia Central-Americana. Insecta. Diptera* (1899-1900): **2**: 380-384.

Credits:

Wing sketches: van der Wulp 1898, Hendel, 1914 and Namba, 1956.